



PSA Certified Crypto API 1.1

Document number: IHI 0086
Release Quality: Final
Issue Number: 1
Confidentiality: Non-confidential
Date of Issue: 17/10/2022

Copyright © 2018-2022 Arm Limited and/or its affiliates

Abstract

This document is part of the PSA Certified API specifications. It defines interfaces to provide cryptographic operations and key storage services.

Contents

About this document	vii
Release information	vii
License	viii
References	ix
Terms and abbreviations	xiii
Potential for change	xv
Conventions	xv
Typographical conventions	xv
Numbers	xvi
Feedback	xvi
1 Introduction	17
1.1 About Platform Security Architecture	17
1.2 About the Crypto API	17
2 Design goals	18
2.1 Suitable for constrained devices	18
2.2 A keystore interface	18
2.3 Optional isolation	18
2.4 Choice of algorithms	19
2.5 Ease of use	20
2.6 Example use cases	20
2.6.1 Network Security (TLS)	20
2.6.2 Secure Storage	20
2.6.3 Network Credentials	20
2.6.4 Device Pairing	20
2.6.5 Secure Boot	20
2.6.6 Attestation	21
2.6.7 Factory Provisioning	21
3 Functionality overview	21
3.1 Library management	21
3.2 Key management	21
3.2.1 Key types	22

3.2.2	Key identifiers	22
3.2.3	Key lifetimes	22
3.2.4	Key policies	23
3.2.5	Recommendations of minimum standards for key management	23
3.3	Symmetric cryptography	23
3.3.1	Single-part Functions	24
3.3.2	Multi-part operations	24
3.3.3	Example of the symmetric cryptography API	25
3.4	Asymmetric cryptography	26
3.5	Randomness and key generation	26
4	Sample architectures	26
4.1	Single-partition architecture	27
4.2	Cryptographic token and single-application processor	27
4.3	Cryptoprocessor with no key storage	27
4.4	Multi-client cryptoprocessor	28
4.5	Multi-cryptoprocessor architecture	28
5	Library conventions	28
5.1	Header files	28
5.2	API conventions	29
5.2.1	Identifier names	29
5.2.2	Basic types	29
5.2.3	Data types	29
5.2.4	Constants	30
5.2.5	Function-like macros	30
5.2.6	Functions	30
5.3	Error handling	31
5.3.1	Return status	31
5.3.2	Behavior on error	31
5.4	Parameter conventions	32
5.4.1	Pointer conventions	32
5.4.2	Input buffer sizes	32
5.4.3	Output buffer sizes	33
5.4.4	Overlap between parameters	33
5.4.5	Stability of parameters	33
5.5	Key types and algorithms	34
5.5.1	Structure of key types and algorithms	34
5.6	Concurrent calls	35

6	Implementation considerations	35
6.1	Implementation-specific aspects of the interface	35
6.1.1	Implementation profile	35
6.1.2	Implementation-specific types	36
6.1.3	Implementation-specific macros	36
6.2	Porting to a platform	37
6.2.1	Platform assumptions	37
6.2.2	Platform-specific types	37
6.2.3	Cryptographic hardware support	37
6.3	Security requirements and recommendations	37
6.3.1	Error detection	37
6.3.2	Indirect object references	38
6.3.3	Memory cleanup	38
6.3.4	Managing key material	38
6.3.5	Safe outputs on error	39
6.3.6	Attack resistance	39
6.4	Other implementation considerations	39
6.4.1	Philosophy of resource management	39
7	Usage considerations	40
7.1	Security recommendations	40
7.1.1	Always check for errors	40
7.1.2	Shared memory and concurrency	40
7.1.3	Cleaning up after use	41
8	Library management reference	41
8.1	Status codes	41
8.1.1	Common error codes	42
8.1.2	Error codes specific to the Crypto API	43
8.2	Crypto API library	43
8.2.1	API version	43
8.2.2	Library initialization	44
9	Key management reference	45
9.1	Key attributes	45
9.1.1	Managing key attributes	45
9.2	Key types	49
9.2.1	Key type encoding	49
9.2.2	Key categories	50
9.2.3	Symmetric keys	51
9.2.4	RSA keys	57
9.2.5	Elliptic Curve keys	58

9.2.6	Diffie Hellman keys	66
9.2.7	Attribute accessors	69
9.3	Key lifetimes	71
9.3.1	Volatile keys	71
9.3.2	Persistent keys	72
9.3.3	Lifetime encodings	72
9.3.4	Lifetime values	75
9.3.5	Attribute accessors	77
9.3.6	Support macros	78
9.4	Key identifiers	79
9.4.1	Key identifier type	80
9.4.2	Attribute accessors	81
9.5	Key policies	82
9.5.1	Permitted algorithms	82
9.5.2	Key usage flags	84
9.6	Key management functions	89
9.6.1	Key creation	89
9.6.2	Key destruction	95
9.6.3	Key export	97
10	Cryptographic operation reference	104
10.1	Algorithms	104
10.1.1	Algorithm encoding	105
10.1.2	Algorithm categories	105
10.2	Message digests (Hashes)	110
10.2.1	Hash algorithms	110
10.2.2	Single-part hashing functions	114
10.2.3	Multi-part hashing operations	116
10.2.4	Support macros	125
10.2.5	Hash suspend state	128
10.3	Message authentication codes (MAC)	130
10.3.1	MAC algorithms	131
10.3.2	Single-part MAC functions	134
10.3.3	Multi-part MAC operations	137
10.3.4	Support macros	144
10.4	Unauthenticated ciphers	146
10.4.1	Cipher algorithms	147
10.4.2	Single-part cipher functions	152
10.4.3	Multi-part cipher operations	156
10.4.4	Support macros	165
10.5	Authenticated encryption with associated data (AEAD)	171
10.5.1	AEAD algorithms	172
10.5.2	Single-part AEAD functions	176

10.5.3	Multi-part AEAD operations	179
10.5.4	Support macros	194
10.6	Key derivation	201
10.6.1	Key derivation algorithms	202
10.6.2	Input step types	208
10.6.3	Key derivation functions	210
10.6.4	Support macros	226
10.7	Asymmetric signature	229
10.7.1	Asymmetric signature algorithms	230
10.7.2	Asymmetric signature functions	238
10.7.3	Support macros	244
10.8	Asymmetric encryption	250
10.8.1	Asymmetric encryption algorithms	250
10.8.2	Asymmetric encryption functions	251
10.8.3	Support macros	255
10.9	Key agreement	257
10.9.1	Key agreement algorithms	257
10.9.2	Standalone key agreement	260
10.9.3	Combining key agreement and key derivation	261
10.9.4	Support macros	263
10.10	Other cryptographic services	266
10.10.1	Random number generation	266
A	Example header file	267
A.1	psa/crypto.h	267
B	Algorithm and key type encoding	279
B.1	Algorithm identifier encoding	279
B.1.1	Algorithm categories	280
B.1.2	Hash algorithm encoding	280
B.1.3	MAC algorithm encoding	281
B.1.4	Cipher algorithm encoding	282
B.1.5	AEAD algorithm encoding	283
B.1.6	Key derivation algorithm encoding	284
B.1.7	Asymmetric signature algorithm encoding	284
B.1.8	Asymmetric encryption algorithm encoding	285
B.1.9	Key agreement algorithm encoding	286
B.2	Key type encoding	286
B.2.1	Key type categories	287
B.2.2	Raw key encoding	287
B.2.3	Symmetric key encoding	288
B.2.4	Asymmetric key encoding	289

C	Example macro implementations	291
C.1	Algorithm macros	291
C.2	Key type macros	295
C.3	Hash suspend state macros	296
D	Security Risk Assessment	296
D.1	Architecture	297
D.1.1	System definition	297
D.1.2	Assets and stakeholders	299
D.1.3	Security goals	300
D.2	Threat Model	300
D.2.1	Adversarial models	300
D.2.2	Threats and attacks	302
D.2.3	Risk assessment	304
D.3	Mitigations	305
D.3.1	Objectives	305
D.3.2	Requirements	306
D.4	Remediation & residual risk	308
D.4.1	Implementation remediations	308
D.4.2	Residual risk	310
E	Changes to the API	310
E.1	Document change history	310
E.1.1	Changes between 1.1.0 and 1.1.1	310
E.1.2	Changes between 1.0.1 and 1.1.0	311
E.1.3	Changes between 1.0.0 and 1.0.1	312
E.1.4	Changes between 1.0 beta 3 and 1.0.0	314
E.1.5	Changes between 1.0 beta 2 and 1.0 beta 3	323
E.1.6	Changes between 1.0 beta 1 and 1.0 beta 2	324
E.2	Planned changes for version 1.1.x	325
E.3	Future additions	325
	Index of API elements	326

About this document

Release information

The change history table lists the changes that have been made to this document.

Table 1 Document revision history

Date	Version	Confidentiality	Change
January 2019	1.0 Beta 1	Non-confidential	First public beta release.
February 2019	1.0 Beta 2	Non-confidential	Update for release with other PSA Certified API specifications.
May 2019	1.0 Beta 3	Non-confidential	Update for release with other PSA Certified API specifications.
February 2020	1.0 Final	Non-confidential	1.0 API finalized.
August 2020	1.0.1 Final	Non-confidential	Update to fix errors and provide clarifications.
February 2022	1.1.0 Final	Non-confidential	New API for EdDSA, password hashing and key stretching. Many significant clarifications and improvements across the documentation.
October 2022	1.1.1 Final	Non-confidential	Relicensed as open source under CC BY-SA 4.0. Improve support for TLS.

The detailed changes in each release are described in [Document change history on page 310](#).

PSA Certified Crypto API

Copyright © 2018-2022 Arm Limited and/or its affiliates. The copyright statement reflects the fact that some draft issues of this document have been released, to a limited circulation.

License

Text and illustrations

Text and illustrations in this work are licensed under Attribution-ShareAlike 4.0 International (CC BY-SA 4.0). To view a copy of the license, visit creativecommons.org/licenses/by-sa/4.0.

Grant of patent license. Subject to the terms and conditions of this license (both the CC BY-SA 4.0 Public License and this Patent License), each Licensor hereby grants to You a perpetual, worldwide, non-exclusive, no-charge, royalty-free, irrevocable (except as stated in this section) patent license to make, have made, use, offer to sell, sell, import, and otherwise transfer the Licensed Material, where such license applies only to those patent claims licensable by such Licensor that are necessarily infringed by their contribution(s) alone or by combination of their contribution(s) with the Licensed Material to which such contribution(s) was submitted. If You institute patent litigation against any entity (including a cross-claim or counterclaim in a lawsuit) alleging that the Licensed Material or a contribution incorporated within the Licensed Material constitutes direct or contributory patent infringement, then any licenses granted to You under this license for that Licensed Material shall terminate as of the date such litigation is filed.

The Arm trademarks featured here are registered trademarks or trademarks of Arm Limited (or its subsidiaries) in the US and/or elsewhere. All rights reserved. Please visit arm.com/company/policies/trademarks for more information about Arm's trademarks.

About the license

The language in the additional patent license is largely identical to that in section 3 of the Apache License, Version 2.0 (Apache 2.0), with two exceptions:

1. Changes are made related to the defined terms, to align those defined terms with the terminology in CC BY-SA 4.0 rather than Apache 2.0 (for example, changing "Work" to "Licensed Material").
2. The scope of the defensive termination clause is changed from "any patent licenses granted to You" to "any licenses granted to You". This change is intended to help maintain a healthy ecosystem by providing additional protection to the community against patent litigation claims.

To view the full text of the Apache 2.0 license, visit apache.org/licenses/LICENSE-2.0.

Source code

Source code samples in this work are licensed under the Apache License, Version 2.0 (the "License"); you may not use such samples except in compliance with the License. You may obtain a copy of the License at apache.org/licenses/LICENSE-2.0.

Unless required by applicable law or agreed to in writing, software distributed under the License is distributed on an "AS IS" BASIS, WITHOUT WARRANTIES OR CONDITIONS OF ANY KIND, either express or implied.

See the License for the specific language governing permissions and limitations under the License.

References

This document refers to the following documents.

Table 2 Arm documents referenced by this document

Ref	Document Number	Title
[PSA-PAKE]	ARM AES 0058	PSA Certified Crypto API 1.1 PAKE Extension. arm-software.github.io/psa-api/crypto
[PSM]	ARM DEN 0128	Platform Security Model. developer.arm.com/documentation/den0128
[PSA-FFM]	ARM DEN 0063	Arm® Platform Security Architecture Firmware Framework. pages.arm.com/psa-apis
[PSA-STAT]	ARM IHI 0097	PSA Certified Status code API. arm-software.github.io/psa-api/status-code

Table 3 Other documents referenced by this document

Ref	Title
[C99]	ISO/IEC, ISO/IEC 9899:1999 – <i>Programming Languages – C</i> , December 1999. www.iso.org/standard/29237.html
[CHACHA20]	Bernstein, D., <i>ChaCha, a variant of Salsa20</i> , January 2008. http://cr.yp.to/chacha/chacha-20080128.pdf
[CLULOW]	Clulow, Jolyon, <i>On the Security of PKCS #11</i> , 2003. link.springer.com/chapter/10.1007/978-3-540-45238-6_32
[CSTC0002]	Cryptography Standardization Technical Committee, <i>GM/T 0002-2012: SM4 block cipher algorithm</i> , March 2012. http://www.gmbz.org.cn/main/viewfile/20180108015408199368.html
[CSTC0002/E]	Cryptography Standardization Technical Committee, <i>GM/T 0002-2012: SM4 block cipher algorithm</i> , April 2018 (English version). http://www.gmbz.org.cn/main/postDetail.html?id=20180404044052
[CSTC0004]	Cryptography Standardization Technical Committee, <i>GM/T 0004-2012: SM3 cryptographic hash algorithm</i> , March 2012. http://www.gmbz.org.cn/main/viewfile/20180108023812835219.html
[CSTC0004/E]	Cryptography Standardization Technical Committee, <i>GM/T 0004-2012: SM3 cryptographic hash algorithm</i> , July 2018 (English version). http://www.gmbz.org.cn/main/postDetail.html?id=20180724105928
[Curve25519]	Bernstein et al., <i>Curve25519: new Diffie-Hellman speed records</i> , LNCS 3958, 2006. www.iacr.org/archive/pkc2006/39580209/39580209.pdf

Table 3 (continued)

Ref	Title
[Curve448]	Hamburg, <i>Ed448-Goldilocks, a new elliptic curve</i> , NIST ECC Workshop, 2015. eprint.iacr.org/2015/625.pdf
[Ed25519]	Bernstein et al., <i>Twisted Edwards curves</i> , Africacrypt, 2008. eprint.iacr.org/2008/013.pdf
[Ed448]	Hamburg, <i>Ed448-Goldilocks, a new elliptic curve</i> , NIST ECC Workshop, 2015. eprint.iacr.org/2015/625.pdf
[FIPS180-4]	NIST, <i>FIPS Publication 180-4: Secure Hash Standard (SHS)</i> , August 2015. doi.org/10.6028/NIST.FIPS.180-4
[FIPS186-4]	NIST, <i>FIPS Publication 186-4: Digital Signature Standard (DSS)</i> , July 2013. doi.org/10.6028/NIST.FIPS.186-4
[FIPS197]	NIST, <i>FIPS Publication 197: Advanced Encryption Standard (AES)</i> , November 2001. doi.org/10.6028/NIST.FIPS.197
[FIPS202]	NIST, <i>FIPS Publication 202: SHA-3 Standard: Permutation-Based Hash and Extendable-Output Functions</i> , August 2015. doi.org/10.6028/NIST.FIPS.202
[FRP]	Agence nationale de la sécurité des systèmes d'information, <i>Publication d'un paramétrage de courbe elliptique visant des applications de passeport électronique et de l'administration électronique française</i> , 21 November 2011. www.ssi.gouv.fr/agence/rayonnement-scientifique/publications-scientifiques/articles-ouvrages-actes
[IEEE-XTS]	IEEE, <i>1619-2018 – IEEE Standard for Cryptographic Protection of Data on Block-Oriented Storage Devices</i> , January 2019. ieeexplore.ieee.org/servlet/opac?punumber=8637986
[ISO10118]	ISO/IEC, <i>ISO/IEC 10118-3:2018 IT Security techniques – Hash-functions – Part 3: Dedicated hash-functions</i> , October 2018. www.iso.org/standard/67116.html
[ISO9797]	ISO/IEC, <i>ISO/IEC 9797-1:2011 Information technology – Security techniques – Message Authentication Codes (MACs) – Part 1: Mechanisms using a block cipher</i> , March 2011. www.iso.org/standard/50375.html
[NTT-CAM]	NTT Corporation and Mitsubishi Electric Corporation, <i>Specification of Camellia – a 128-bit Block Cipher</i> , September 2001. info.isl.ntt.co.jp/crypt/eng/camellia/specifications
[RFC1319]	IETF, <i>The MD2 Message-Digest Algorithm</i> , April 1992. tools.ietf.org/html/rfc1319.html
[RFC1320]	IETF, <i>The MD4 Message-Digest Algorithm</i> , April 1992. tools.ietf.org/html/rfc1320.html
[RFC1321]	IETF, <i>The MD5 Message-Digest Algorithm</i> , April 1992. tools.ietf.org/html/rfc1321.html

Table 3 (continued)

Ref	Title
[RFC2104]	IETF, <i>HMAC: Keyed-Hashing for Message Authentication</i> , February 1997. tools.ietf.org/html/rfc2104.html
[RFC2315]	IETF, <i>PKCS #7: Cryptographic Message Syntax Version 1.5</i> , March 1998. tools.ietf.org/html/rfc2315.html
[RFC3279]	IETF, <i>Algorithms and Identifiers for the Internet X.509 Public Key Infrastructure Certificate and Certificate Revocation List (CRL) Profile</i> , April 2002. tools.ietf.org/html/rfc3279.html
[RFC3610]	IETF, <i>Counter with CBC-MAC (CCM)</i> , September 2003. tools.ietf.org/html/rfc3610
[RFC3713]	IETF, <i>A Description of the Camellia Encryption Algorithm</i> , April 2004. tools.ietf.org/html/rfc3713
[RFC4279]	IETF, <i>Pre-Shared Key Ciphersuites for Transport Layer Security (TLS)</i> , December 2005. tools.ietf.org/html/rfc4279.html
[RFC4615]	IETF, <i>The Advanced Encryption Standard-Cipher-based Message Authentication Code-Pseudo-Random Function-128 (AES-CMAC-PRF-128) Algorithm for the Internet Key Exchange Protocol (IKE)</i> , August 2006. tools.ietf.org/html/rfc4615.html
[RFC5116]	IETF, <i>An Interface and Algorithms for Authenticated Encryption</i> , January 2008. tools.ietf.org/html/rfc5116.html
[RFC5246]	IETF, <i>The Transport Layer Security (TLS) Protocol Version 1.2</i> , August 2008. tools.ietf.org/html/rfc5246.html
[RFC5489]	IETF, <i>ECDHE_PSK Cipher Suites for Transport Layer Security (TLS)</i> , March 2009. tools.ietf.org/html/rfc5489.html
[RFC5639]	IETF, <i>Elliptic Curve Cryptography (ECC) Brainpool Standard Curves and Curve Generation</i> , March 2010. tools.ietf.org/html/rfc5639.html
[RFC5794]	IETF, <i>A Description of the ARIA Encryption Algorithm</i> , March 2010. datatracker.ietf.org/doc/html/rfc5794
[RFC5869]	IETF, <i>HMAC-based Extract-and-Expand Key Derivation Function (HKDF)</i> , May 2010. tools.ietf.org/html/rfc5869.html
[RFC5915]	IETF, <i>Elliptic Curve Private Key Structure</i> , June 2010. tools.ietf.org/html/rfc5915.html
[RFC6979]	IETF, <i>Deterministic Usage of the Digital Signature Algorithm (DSA) and Elliptic Curve Digital Signature Algorithm (ECDSA)</i> , August 2013. tools.ietf.org/html/rfc6979.html
[RFC7539]	IETF, <i>ChaCha20 and Poly1305 for IETF Protocols</i> , May 2015. tools.ietf.org/html/rfc7539.html
[RFC7748]	IETF, <i>Elliptic Curves for Security</i> , January 2016. tools.ietf.org/html/rfc7748.html
[RFC7919]	IETF, <i>Negotiated Finite Field Diffie-Hellman Ephemeral Parameters for Transport Layer Security (TLS)</i> , August 2016. tools.ietf.org/html/rfc7919.html

Table 3 (continued)

Ref	Title
[RFC8017]	IETF, PKCS #1: RSA Cryptography Specifications Version 2.2, November 2016. tools.ietf.org/html/rfc8017.html
[RFC8018]	IETF, PKCS #5: Password-Based Cryptography Specification Version 2.1, January 2017. tools.ietf.org/html/rfc8018.html
[RFC8032]	IRTF, Edwards-Curve Digital Signature Algorithm (EdDSA), January 2017. tools.ietf.org/html/rfc8032.html
[RIPEMD]	Dobbertin, Bosselaers and Preneel, RIPEMD-160: A Strengthened Version of RIPEMD, April 1996. homes.esat.kuleuven.be/~bosselae/ripemd160.html
[SEC1]	Standards for Efficient Cryptography, SEC 1: Elliptic Curve Cryptography, May 2009. www.secg.org/sec1-v2.pdf
[SEC2]	Standards for Efficient Cryptography, SEC 2: Recommended Elliptic Curve Domain Parameters, January 2010. www.secg.org/sec2-v2.pdf
[SEC2v1]	Standards for Efficient Cryptography, SEC 2: Recommended Elliptic Curve Domain Parameters, Version 1.0, September 2000. www.secg.org/SEC2-Ver-1.0.pdf
[SP800-30]	NIST, NIST Special Publication 800-30 Revision 1: Guide for Conducting Risk Assessments, September 2012. doi.org/10.6028/NIST.SP.800-30r1
[SP800-38A]	NIST, NIST Special Publication 800-38A: Recommendation for Block Cipher Modes of Operation: Methods and Techniques, December 2001. doi.org/10.6028/NIST.SP.800-38A
[SP800-38B]	NIST, NIST Special Publication 800-38B: Recommendation for Block Cipher Modes of Operation: the CMAC Mode for Authentication, May 2005. doi.org/10.6028/NIST.SP.800-38B
[SP800-38D]	NIST, NIST Special Publication 800-38D: Recommendation for Block Cipher Modes of Operation: Galois/Counter Mode (GCM) and GMAC, November 2007. doi.org/10.6028/NIST.SP.800-38D
[SP800-56A]	NIST, NIST Special Publication 800-56A: Recommendation for Pair-Wise Key-Establishment Schemes Using Discrete Logarithm Cryptography, April 2018. doi.org/10.6028/NIST.SP.800-56Ar3
[SP800-67]	NIST, NIST Special Publication 800-67: Recommendation for the Triple Data Encryption Algorithm (TDEA) Block Cipher, November 2017. doi.org/10.6028/NIST.SP.800-67r2
[X9-62]	ANSI, Public Key Cryptography For The Financial Services Industry: The Elliptic Curve Digital Signature Algorithm (ECDSA). standards.globalSpec.com/std/1955141/ANSI%20X9.62

Terms and abbreviations

This document uses the following terms and abbreviations.

Table 4 Terms and abbreviations

Term	Meaning
AEAD	See Authenticated Encryption with Associated Data .
Algorithm	A finite sequence of steps to perform a particular operation. In this specification, an algorithm is a cipher or a related function. Other texts call this a cryptographic mechanism.
API	Application Programming Interface.
Asymmetric	See Public-key cryptography .
Authenticated Encryption with Associated Data (AEAD)	A type of encryption that provides confidentiality and authenticity of data using symmetric keys.
Byte	In this specification, a unit of storage comprising eight bits, also called an octet.
Caller isolation	Property of an implementation in which there are multiple application instances, with a security boundary between the application instances, as well as between the cryptoprocessor and the application instances. See Optional isolation on page 18 .
Cipher	An algorithm used for encryption or decryption with a symmetric key.
Cryptoprocessor	The component that performs cryptographic operations. A cryptoprocessor might contain a keystore and countermeasures against a range of physical and timing attacks.
Cryptoprocessor isolation	Property of an implementation in which there is a security boundary between the application and the cryptoprocessor, but the cryptoprocessor does not communicate with other applications. See Optional isolation on page 18 .
Hash	A cryptographic hash function, or the value returned by such a function.
HMAC	A type of MAC that uses a cryptographic key with a hash function.
IMPLEMENTATION DEFINED	Behavior that is not defined by the architecture, but is defined and documented by individual implementations.
Initialization vector (IV)	An additional input that is not part of the message. It is used to prevent an attacker from making any correlation between cipher text and plain text. This specification uses the term for such initial inputs in all contexts. For example, the initial counter in CTR mode is called the IV.

Table 4 (continued)

Term	Meaning
Isolation	Property of an implementation in which there is a security boundary between the application and the cryptoprocessor. See Optional isolation on page 18 .
IV	See Initialization vector .
KDF	See Key Derivation Function .
Key agreement	An algorithm for two or more parties to establish a common secret key.
Key Derivation Function (KDF)	Key Derivation Function. An algorithm for deriving keys from secret material.
Key identifier	A reference to a cryptographic key. Key identifiers in the Crypto API are 32-bit integers.
Key policy	Key metadata that describes and restricts what a key can be used for.
Key size	The size of a key as defined by common conventions for each key type. For keys that are built from several numbers of strings, this is the size of a particular one of these numbers or strings. This specification expresses key sizes in bits.
Key type	Key metadata that describes the structure and content of a key.
Keystore	A hardware or software component that protects, stores, and manages cryptographic keys.
Lifetime	Key metadata that describes when a key is destroyed.
MAC	See Message Authentication Code .
Message Authentication Code (MAC)	A short piece of information used to authenticate a message. It is created and verified using a symmetric key.
Message digest	A hash of a message. Used to determine if a message has been tampered.
Multi-part operation	An API which splits a single cryptographic operation into a sequence of separate steps.
No isolation	Property of an implementation in which there is no security boundary between the application and the cryptoprocessor. See Optional isolation on page 18 .
Non-extractable key	A key with a key policy that prevents it from being read by ordinary means.
Nonce	Used as an input for certain AEAD algorithms. Nonces must not be reused with the same key because this can break a cryptographic protocol.
Persistent key	A key that is stored in protected non-volatile memory. See Key lifetimes on page 71 .
PSA	Platform Security Architecture

Table 4 (continued)

Term	Meaning
Public-key cryptography	A type of cryptographic system that uses key pairs. A keypair consists of a (secret) private key and a public key (not secret). A public key cryptographic algorithm can be used for key distribution and for digital signatures.
Salt	Used as an input for certain algorithms, such as key derivations.
Signature	The output of a digital signature scheme that uses an <i>asymmetric</i> keypair. Used to establish who produced a message.
Single-part function	An <i>API</i> that implements the cryptographic operation in a single function call.
SPECIFICATION DEFINED	Behavior that is defined by this specification.
Symmetric	A type of cryptographic algorithm that uses a single key. A symmetric key can be used with a block cipher or a stream cipher.
Volatile key	A key that has a short lifespan and is guaranteed not to exist after a restart of an application instance. See <i>Key lifetimes</i> on page 71.

Potential for change

The contents of this specification are stable for version 1.1.

The following may change in updates to the version 1.1 specification:

- Small optional feature additions.
- Clarifications.

Significant additions, or any changes that affect the compatibility of the interfaces defined in this specification will only be included in a new major or minor version of the specification.

Conventions

Typographical conventions

The typographical conventions are:

<i>italic</i>	Introduces special terminology, and denotes citations.
monospace	Used for assembler syntax descriptions, pseudocode, and source code examples. Also used in the main text for instruction mnemonics and for references to other items appearing in assembler syntax descriptions, pseudocode, and source code examples.
SMALL CAPITALS	Used for some common terms such as IMPLEMENTATION DEFINED. Used for a few terms that have specific technical meanings, and are included in the <i>Terms and abbreviations</i> .

Red text Indicates an open issue.

Blue text Indicates a link. This can be

- A cross-reference to another location within the document
- A URL, for example [example.com](#)

Numbers

Numbers are normally written in decimal. Binary numbers are preceded by 0b, and hexadecimal numbers by 0x.

In both cases, the prefix and the associated value are written in a monospace font, for example `0xFFFF0000`. To improve readability, long numbers can be written with an underscore separator between every four characters, for example `0xFFFF_0000_0000_0000`. Ignore any underscores when interpreting the value of a number.

Feedback

We welcome feedback on the PSA Certified API documentation.

If you have comments on the content of this book, visit github.com/arm-software/psa-api/issues to create a new issue at the PSA Certified API GitHub project. Give:

- The title (Crypto API).
- The number and issue (IHI 0086 1.1.1).
- The location in the document to which your comments apply.
- A concise explanation of your comments.

We also welcome general suggestions for additions and improvements.

1 Introduction

1.1 About Platform Security Architecture

This document is one of a set of resources provided by Arm that can help organizations develop products that meet the security requirements of PSA Certified on Arm-based platforms. The PSA Certified scheme provides a framework and methodology that helps silicon manufacturers, system software providers and OEMs to develop more secure products. Arm resources that support PSA Certified range from threat models, standard architectures that simplify development and increase portability, and open-source partnerships that provide ready-to-use software. You can read more about PSA Certified here at www.psacertified.org and find more Arm resources here at developer.arm.com/platform-security-resources.

1.2 About the Crypto API

The interface described in this document is a PSA Certified API, that provides a portable programming interface to cryptographic operations, and key storage functionality, on a wide range of hardware.

The interface is user-friendly, while still providing access to the low-level primitives used in modern cryptography. It does not require that the user has access to the key material. Instead, it uses opaque key identifiers.

You can find additional resources relating to the Crypto API here at arm-software.github.io/psa-api/crypto, and find other PSA Certified APIs here at arm-software.github.io/psa-api.

This document includes:

- A rationale for the design. See [Design goals on page 18](#).
- A high-level overview of the functionality provided by the interface. See [Functionality overview on page 21](#).
- A description of typical architectures of implementations for this specification. See [Sample architectures on page 26](#).
- General considerations for implementers of this specification, and for applications that use the interface defined in this specification. See [Implementation considerations on page 35](#) and [Usage considerations on page 40](#).
- A detailed definition of the API. See [Library management reference on page 41](#), [Key management reference on page 45](#), and [Cryptographic operation reference on page 104](#).

PSA Certified Crypto API 1.1 PAKE Extension [PSA-PAKE] is a companion document for version 1.1 of this specification. [PSA-PAKE] defines a new API for Password Authenticated Key Establishment (PAKE) algorithms. The PAKE API is an initial proposal at BETA status. The API defined by [PSA-PAKE] is provided in a separate specification to reflect the different status of this API, and indicate that a future version can include incompatible changes to the PAKE API. When the PAKE API is stable, it will be included in a future version of the Crypto API specification.

In future, other companion documents will define *profiles* for this specification. A profile is a minimum mandatory subset of the interface that a compliant implementation must provide.

2 Design goals

2.1 Suitable for constrained devices

The interface is suitable for a vast range of devices: from special-purpose cryptographic processors that process data with a built-in key, to constrained devices running custom application code, such as microcontrollers, and multi-application devices, such as servers. Consequentially, the interface is scalable and modular.

- *Scalable*: devices only need to implement the functionality that they will use.
- *Modular*: larger devices implement larger subsets of the same interface, rather than different interfaces.

In this interface, all operations on unbounded amounts of data allow *multi-part* processing, as long as the calculations on the data are performed in a streaming manner. This means that the application does not need to store the whole message in memory at one time. As a result, this specification is suitable for very constrained devices, including those where memory is very limited.

Memory outside the keystore boundary is managed by the application. An implementation of the interface is not required to retain any state between function calls, apart from the content of the keystore and other data that must be kept inside the keystore security boundary.

The interface does not expose the representation of keys and intermediate data, except when required for interchange. This allows each implementation to choose optimal data representations. Implementations with multiple components are also free to choose which memory area to use for internal data.

2.2 A keystore interface

The specification allows cryptographic operations to be performed on a key to which the application does not have direct access. Except where required for interchange, applications access all keys indirectly, by an identifier. The key material corresponding to that identifier can reside inside a security boundary that prevents it from being extracted, except as permitted by a policy that is defined when the key is created.

2.3 Optional isolation

Implementations can isolate the cryptoprocessor from the calling application, and can further isolate multiple calling applications. The interface allows the implementation to be separated between a frontend and a backend. In an isolated implementation, the frontend is the part of the implementation that is located in the same isolation boundary as the application, which the application accesses by function calls. The backend is the part of the implementation that is located in a different environment, which is protected from the frontend. Various technologies can provide protection, for example:

- Process isolation in an operating system.
- Partition isolation, either with a virtual machine or a partition manager.
- Physical separation between devices.

Communication between the frontend and backend is beyond the scope of this specification.

In an isolated implementation, the backend can serve more than one implementation instance. In this case, a single backend communicates with multiple instances of the frontend. The backend must enforce [caller isolation](#): it must ensure that assets of one frontend are not visible to any other frontend. The mechanism for identifying callers is beyond the scope of this specification. An implementation that provides caller isolation must document the identification mechanism. An implementation that provides caller isolation must document any implementation-specific extension of the API that enables frontend instances to share data in any form.

An isolated implementation that only has a single frontend provides [cryptoprocessor isolation](#).

In summary, there are three types of implementation:

- [No isolation](#): there is no security boundary between the application and the cryptoprocessor. For example, a statically or dynamically linked library is an implementation with no isolation.
- [Cryptoprocessor isolation](#): there is a security boundary between the application and the cryptoprocessor, but the cryptoprocessor does not communicate with other applications. For example, a cryptoprocessor chip that is a companion to an application processor is an implementation with cryptoprocessor isolation.
- [Caller isolation](#): there are multiple application instances, with a security boundary between the application instances among themselves, as well as between the cryptoprocessor and the application instances. For example, a cryptography service in a multiprocess environment is an implementation with caller and cryptoprocessor isolation.

2.4 Choice of algorithms

The specification defines a low-level cryptographic interface, where the caller explicitly chooses which algorithm and which security parameters they use. This is necessary to implement protocols that are inescapable in various use cases. The design of the interface enables applications to implement widely-used protocols and data exchange formats, as well as custom ones.

As a consequence, all cryptographic functionality operates according to the precise algorithm specified by the caller. However, this does not apply to device-internal functionality, which does not involve any form of interoperability, such as random number generation. The specification does not include generic higher-level interfaces, where the implementation chooses the best algorithm for a purpose. However, higher-level libraries can be built on top of the Crypto API.

Another consequence is that the specification permits the use of algorithms, key sizes and other parameters that, while known to be insecure, might be necessary to support legacy protocols or legacy data. Where major weaknesses are known, the algorithm descriptions give applicable warnings. However, the lack of a warning both does not and cannot indicate that an algorithm is secure in all circumstances. Application developers need to research the security of the protocols and algorithms that they plan to use to determine if these meet their requirements.

The interface facilitates algorithm agility. As a consequence, cryptographic primitives are presented through generic functions with a parameter indicating the specific choice of algorithm. For example, there is a single function to calculate a message digest, which takes a parameter that identifies the specific hash algorithm.

2.5 Ease of use

The interface is designed to be as user-friendly as possible, given the aforementioned constraints on suitability for various types of devices and on the freedom to choose algorithms.

In particular, the code flows are designed to reduce the risk of dangerous misuse. The interface is designed in part to make it harder to misuse. Where possible, it is designed so that typical mistakes result in test failures, rather than subtle security issues. Implementations avoid leaking data when a function is called with invalid parameters, to the extent allowed by the C language and by implementation size constraints.

2.6 Example use cases

This section lists some of the use cases that were considered during the design of the Crypto API. This list is not exhaustive, nor are all implementations required to support all use cases.

2.6.1 Network Security (TLS)

The API provides all of the cryptographic primitives needed to establish TLS connections.

2.6.2 Secure Storage

The API provides all primitives related to storage encryption, block or file-based, with master encryption keys stored inside a key store.

2.6.3 Network Credentials

The API provides network credential management inside a key store, for example, for X.509-based authentication or pre-shared keys on enterprise networks.

2.6.4 Device Pairing

The API provides support for key agreement protocols that are often used for secure pairing of devices over wireless channels. For example, the pairing of an NFC token or a Bluetooth device might use key agreement protocols upon first use.

2.6.5 Secure Boot

The API provides primitives for use during firmware integrity and authenticity validation, during a secure or trusted boot process.

2.6.6 Attestation

The API provides primitives used in attestation activities. Attestation is the ability for a device to sign an array of bytes with a device private key and return the result to the caller. There are several use cases; ranging from attestation of the device state, to the ability to generate a key pair and prove that it has been generated inside a secure key store. The API provides access to the algorithms commonly used for attestation.

2.6.7 Factory Provisioning

Most IoT devices receive a unique identity during the factory provisioning process, or once they have been deployed to the field. This API provides the APIs necessary for populating a device with keys that represent that identity.

3 Functionality overview

This section provides a high-level overview of the functionality provided by the interface defined in this specification. Refer to the API definition for a detailed description, which begins with [Library management reference on page 41](#).

[Future additions on page 325](#) describes features that might be included in future versions of this specification.

Due to the modularity of the interface, almost every part of the library is optional. The only mandatory function is `psa_crypto_init()`.

3.1 Library management

Applications must call `psa_crypto_init()` to initialize the library before using any other function.

3.2 Key management

Applications always access keys indirectly via an identifier, and can perform operations using a key without accessing the key material. This allows keys to be *non-extractable*, where an application can use a key but is not permitted to obtain the key material. Non-extractable keys are bound to the device, can be rate-limited and can have their usage restricted by policies.

Each key has a set of attributes that describe the key and the policy for using the key. A `psa_key_attributes_t` object contains all of the attributes, which is used when creating a key and when querying key attributes.

The key attributes include:

- A type and size that describe the key material. See [Key types on page 22](#).
- The key identifier that the application uses to refer to the key. See [Key identifiers on page 22](#).
- A lifetime that determines when the key material is destroyed, and where it is stored. See [Key lifetimes on page 22](#).
- A policy that determines how the key can be used. See [Key policies on page 23](#).

Keys are created using one of the *key creation functions*:

- `psa_import_key()`
- `psa_generate_key()`
- `psa_key_derivation_output_key()`
- `psa_copy_key()`

These output the key identifier, that is used to access the key in all other parts of the API.

All of the key attributes are set when the key is created and cannot be changed without destroying the key first. If the original key permits copying, then the application can specify a different lifetime or restricted policy for the copy of the key.

A call to `psa_destroy_key()` destroys the key material, and will cause any active operations that are using the key to fail. Therefore an application must not destroy a key while an operation using that key is in progress, unless the application is prepared to handle a failure of the operation.

3.2.1 Key types

Each cryptographic algorithm requires a key that has the right form, in terms of the size of the key material and its numerical properties. The key type and key size encode that information about a key, and determine whether the key is compatible with a cryptographic algorithm.

Additional non-cryptographic key types enable applications to store other secret values in the keystore.

See [Key types on page 49](#).

3.2.2 Key identifiers

Key identifiers are integral values that act as permanent names for persistent keys, or as transient references to volatile keys. Key identifiers are defined by the application for persistent keys, and by the implementation for volatile keys and for built-in keys.

Key identifiers are output from a successful call to one of the key creation functions.

Valid key identifiers must have distinct values within the same application. If the implementation provides [caller isolation](#), then key identifiers are local to each application.

See [Key identifiers on page 79](#).

3.2.3 Key lifetimes

The lifetime of a key indicates where it is stored and which application and system actions will create and destroy it.

There are two main types of lifetimes: *volatile* and *persistent*.

Volatile keys are automatically destroyed when the application instance terminates or on a power reset of the device. Volatile key identifiers are allocated by the implementation when the key is created. Volatile keys can be explicitly destroyed with a call to `psa_destroy_key()`.

Persistent keys are preserved until the application explicitly destroys them or until an implementation-specific device management event occurs, for example, a factory reset. The key identifier

for a persistent key is set by the application when creating the key, and remains valid throughout the lifetime of the key, even if the application instance that created the key terminates.

See [Key lifetimes on page 71](#).

3.2.4 Key policies

All keys have an associated policy that regulates which operations are permitted on the key. Each key policy is a set of usage flags and a specific algorithm that is permitted with the key. See [Key policies on page 82](#).

3.2.5 Recommendations of minimum standards for key management

Most implementations provide the following functions:

- [psa_import_key\(\)](#). The exceptions are implementations that only give access to a key or keys that are provisioned by proprietary means, and do not allow the main application to use its own cryptographic material.
- [psa_get_key_attributes\(\)](#) and the [psa_get_key_xxx\(\)](#) accessor functions. They are easy to implement, and it is difficult to write applications and to diagnose issues without being able to check the metadata.
- [psa_export_public_key\(\)](#). This function is usually provided if the implementation supports any asymmetric algorithm, since public-key cryptography often requires the delivery of a public key that is associated with a protected private key.
- [psa_export_key\(\)](#). However, highly constrained implementations that are designed to work only with short-term keys, or only with long-term non-extractable keys, do not need to provide this function.

3.3 Symmetric cryptography

This specification defines interfaces for the following types of symmetric cryptographic operation:

- Message digests, commonly known as hash functions. See [Message digests \(Hashes\) on page 110](#).
- Message authentication codes (MAC). See [Message authentication codes \(MAC\) on page 130](#).
- Symmetric ciphers. See [Unauthenticated ciphers on page 146](#).
- Authenticated encryption with associated data (AEAD). See [Authenticated encryption with associated data \(AEAD\) on page 171](#).
- Key derivation. See [Key derivation on page 201](#).

For each type of symmetric cryptographic operation, the API can include:

- A pair of *single-part* functions. For example, compute and verify, or encrypt and decrypt.
- A series of functions that permit *multi-part operations*.

Key derivation only provides multi-part operation, to support the flexibility required by these type of algorithms.

3.3.1 Single-part Functions

Single-part functions are APIs that implement the cryptographic operation in a single function call. This is the easiest API to use when all of the inputs and outputs fit into the application memory.

Some use cases involve messages that are too large to be assembled in memory, or require non-default configuration of the algorithm. These use cases require the use of a [multi-part operation](#).

3.3.2 Multi-part operations

Multi-part operations are APIs which split a single cryptographic operation into a sequence of separate steps. This enables fine control over the configuration of the cryptographic operation, and allows the message data to be processed in fragments instead of all at once. For example, the following situations require the use of a multi-part operation:

- Processing messages that cannot be assembled in memory.
- Using a deterministic IV for unauthenticated encryption.
- Providing the IV separately for unauthenticated encryption or decryption.
- Separating the AEAD authentication tag from the cipher text.

Each multi-part operation defines a specific object type to maintain the state of the operation. These types are implementation-defined. All multi-part operations follow the same pattern of use:

1. **Allocate:** Allocate memory for an operation object of the appropriate type. The application can use any allocation strategy: stack, heap, static, etc.
2. **Initialize:** Initialize or assign the operation object by one of the following methods:
 - Set it to logical zero. This is automatic for static and global variables. Explicit initialization must use the associated `PSA_XXX_INIT` macro as the type is implementation-defined.
 - Set it to all-bits zero. This is automatic if the object was allocated with `calloc()`.
 - Assign the value of the associated macro `PSA_XXX_INIT`.
 - Assign the result of calling the associated function `psa_xxx_init()`.

The resulting object is now *inactive*.

It is an error to initialize an operation object that is in *active* or *error* states. This can leak memory or other resources.

3. **Setup:** Start a new multi-part operation on an *inactive* operation object. Each operation object will define one or more setup functions to start a specific operation.
On success, a setup function will put an operation object into an *active* state. On failure, the operation object will remain *inactive*.
4. **Update:** Update an *active* operation object. The update function can provide additional parameters, supply data for processing or generate outputs.
On success, the operation object remains *active*. On failure, the operation object will enter an *error* state.
5. **Finish:** To end the operation, call the applicable finishing function. This will take any final inputs, produce any final outputs, and then release any resources associated with the operation.
On success, the operation object returns to the *inactive* state. On failure, the operation object will enter an *error* state.

An operation can be aborted at any stage during its use by calling the associated `psa_xxx_abort()` function. This will release any resources associated with the operation and return the operation object to the *inactive* state.

Any error that occurs to an operation while it is in an *active* state will result in the operation entering an *error* state. The application must call the associated `psa_xxx_abort()` function to release the operation resources and return the object to the *inactive* state.

Once an operation object is returned to the *inactive* state, it can be reused by calling one of the applicable setup functions again.

If a multi-part operation object is not initialized before use, the behavior is undefined.

If a multi-part operation function determines that the operation object is not in any valid state, it can return `PSA_ERROR_CORRUPTION_DETECTED`.

If a multi-part operation function is called with an operation object in the wrong state, the function will return `PSA_ERROR_BAD_STATE` and the operation object will enter the *error* state.

It is safe to move a multi-part operation object to a different memory location, for example, using a bitwise copy, and then to use the object in the new location. For example, an application can allocate an operation object on the stack and return it, or the operation object can be allocated within memory managed by a garbage collector. However, this does not permit the following behaviors:

- Moving the object while a function is being called on the object. This is not safe. See also [Concurrent calls on page 35](#).
- Working with both the original and the copied operation objects. This requires cloning the operation, which is only available for hash operations using `psa_hash_clone()`.

Each type of multi-part operation can have multiple *active* states. Documentation for the specific operation describes the configuration and update functions, and any requirements about their usage and ordering.

3.3.3 Example of the symmetric cryptography API

Here is an example of a use case where a master key is used to generate both a message encryption key and an IV for the encryption, and the derived key and IV are then used to encrypt a message.

1. Derive the message encryption material from the master key.
 - a. Initialize a `psa_key_derivation_operation_t` object to zero or to `PSA_KEY_DERIVATION_OPERATION_INIT`.
 - b. Call `psa_key_derivation_setup()` with `PSA_ALG_HKDF` as the algorithm.
 - c. Call `psa_key_derivation_input_key()` with the step `PSA_KEY_DERIVATION_INPUT_SECRET` and the master key.
 - d. Call `psa_key_derivation_input_bytes()` with the step `PSA_KEY_DERIVATION_INPUT_INFO` and a public value that uniquely identifies the message.
 - e. Populate a `psa_key_attributes_t` object with the derived message encryption key's attributes.
 - f. Call `psa_key_derivation_output_key()` to create the derived message key.
 - g. Call `psa_key_derivation_output_bytes()` to generate the derived IV.
 - h. Call `psa_key_derivation_abort()` to release the key derivation operation memory.
2. Encrypt the message with the derived material.

- a. Initialize a `psa_cipher_operation_t` object to zero or to `PSA_CIPHER_OPERATION_INIT`.
 - b. Call `psa_cipher_encrypt_setup()` with the derived message encryption key.
 - c. Call `psa_cipher_set_iv()` using the derived IV retrieved above.
 - d. Call `psa_cipher_update()` one or more times to encrypt the message.
 - e. Call `psa_cipher_finish()` at the end of the message.
3. Call `psa_destroy_key()` to clear the generated key.

3.4 Asymmetric cryptography

This specification defines interfaces for the following types of asymmetric cryptographic operation:

- Asymmetric encryption (also known as public key encryption). See [Asymmetric encryption on page 250](#).
- Asymmetric signature. See [Asymmetric signature on page 229](#).
- Two-way key agreement (also known as key establishment). See [Key agreement on page 257](#).

For asymmetric encryption and signature, the API provides *single-part* functions. For key agreement, the API provides a single-part function and an additional input method for a key derivation operation.

3.5 Randomness and key generation

We strongly recommended that implementations include a random generator, consisting of a cryptographically secure pseudo-random generator (CSPRNG), which is adequately seeded with a cryptographic-quality hardware entropy source, commonly referred to as a true random number generator (TRNG). Constrained implementations can omit the random generation functionality if they do not implement any algorithm that requires randomness internally, and they do not provide a key generation functionality. For example, a special-purpose component for signature verification can omit this.

It is recommended that applications use `psa_generate_key()`, `psa_cipher_generate_iv()` or `psa_aead_generate_nonce()` to generate suitably-formatted random data, as applicable. In addition, the API includes a function `psa_generate_random()` to generate and extract arbitrary random data.

4 Sample architectures

This section describes some example architectures that can be used for implementations of the interface described in this specification. This list is not exhaustive and the section is entirely non-normative.

4.1 Single-partition architecture

In the single-partition architecture, there is no security boundary inside the system. The application code can access all the system memory, including the memory used by the cryptographic services described in this specification. Thus, the architecture provides *no isolation*.

This architecture does not conform to the *Arm Platform Security Architecture Security Model*. However, it is useful for providing cryptographic services that use the same interface, even on devices that cannot support any security boundary. So, while this architecture is not the primary design goal of the API defined in the present specification, it is supported.

The functions in this specification simply execute the underlying algorithmic code. Security checks can be kept to a minimum, since the cryptoprocessor cannot defend against a malicious application. Key import and export copy data inside the same memory space.

This architecture also describes a subset of some larger systems, where the cryptographic services are implemented inside a high-security partition, separate from the code of the main application, though it shares this high-security partition with other platform security services.

4.2 Cryptographic token and single-application processor

This system is composed of two partitions: one is a cryptoprocessor and the other partition runs an application. There is a security boundary between the two partitions, so that the application cannot access the cryptoprocessor, except through its public interface. Thus, the architecture provides *cryptoprocessor isolation*. The cryptoprocessor has some non-volatile storage, a TRNG, and possibly, some cryptographic accelerators.

There are a number of potential physical realizations: the cryptoprocessor might be a separate chip, a separate processor on the same chip, or a logical partition using a combination of hardware and software to provide the isolation. These realizations are functionally equivalent in terms of the offered software interface, but they would typically offer different levels of security guarantees.

The Crypto API in the application processor consists of a thin layer of code that translates function calls to remote procedure calls in the cryptoprocessor. All cryptographic computations are, therefore, performed inside the cryptoprocessor. Non-volatile keys are stored inside the cryptoprocessor.

4.3 Cryptoprocessor with no key storage

As in the *Cryptographic token and single-application processor* architecture, this system is also composed of two partitions separated by a security boundary and also provides *cryptoprocessor isolation*. However, unlike the previous architecture, in this system, the cryptoprocessor does not have any secure, persistent storage that could be used to store application keys.

If the cryptoprocessor is not capable of storing cryptographic material, then there is little use for a separate cryptoprocessor, since all data would have to be imported by the application.

The cryptoprocessor can provide useful services if it is able to store at least one key. This might be a hardware unique key that is burnt to one-time programmable memory during the manufacturing of the device. This key can be used for one or more purposes:

- Encrypt and authenticate data stored in the application processor.
- Communicate with a paired device.

- Allow the application to perform operations with keys that are derived from the hardware unique key.

4.4 Multi-client cryptoprocessor

This is an expanded variant of [Cryptographic token and single-application processor on page 27](#). In this variant, the cryptoprocessor serves multiple applications that are mutually untrustworthy. This architecture provides [caller isolation](#).

In this architecture, API calls are translated to remote procedure calls, which encode the identity of the client application. The cryptoprocessor carefully segments its internal storage to ensure that a client's data is never leaked to another client.

4.5 Multi-cryptoprocessor architecture

This system includes multiple cryptoprocessors. There are several reasons to have multiple cryptoprocessors:

- Different compromises between security and performance for different keys. Typically, this means a cryptoprocessor that runs on the same hardware as the main application and processes short-term secrets, a secure element or a similar separate chip that retains long-term secrets.
- Independent provisioning of certain secrets.
- A combination of a non-removable cryptoprocessor and removable ones, for example, a smartcard or HSM.
- Cryptoprocessors managed by different stakeholders who do not trust each other.

The keystore implementation needs to dispatch each request to the correct processor. For example:

- All requests involving a non-extractable key must be processed in the cryptoprocessor that holds that key.
- Requests involving a persistent key must be processed in the cryptoprocessor that corresponds to the key's lifetime value.
- Requests involving a volatile key might target a cryptoprocessor based on parameters supplied by the application, or based on considerations such as performance inside the implementation.

5 Library conventions

5.1 Header files

The header file for the Crypto API has the name `psa/crypto.h`. All of the API elements that are provided by an implementation must be visible to an application program that includes this header file.

```
#include "psa/crypto.h"
```

Implementations must provide their own version of the `psa/crypto.h` header file. Implementations can provide a subset of the API defined in this specification and a subset of the available algorithms. [Example](#)

[header file on page 267](#) provides an incomplete, example header file which includes all of the API elements. See also [Implementation considerations on page 35](#).

The Crypto API uses the status code definitions that are shared with the other PSA Certified APIs. *PSA Certified Status code API* [\[PSA-STAT\]](#) defines these status codes in the `psa/error.h` header file. Applications are not required to explicitly include the `psa/error.h` header file when using these status codes with the Crypto API. See [Status codes on page 41](#).

5.2 API conventions

The interface in this specification is defined in terms of C macros, data types, and functions.

5.2.1 Identifier names

All of the identifiers defined in the Crypto API begin with the prefix `psa_`, for types and functions, or `PSA_` for macros.

Future versions of this specification will use the same prefix for additional API elements. It is recommended that applications and implementations do not use this prefix for their own identifiers, to avoid a potential conflict with a future version of the Crypto API.

5.2.2 Basic types

This specification makes use of standard C data types, including the fixed-width integer types from the ISO C99 specification update [\[C99\]](#). The following standard C types are used:

<code>int32_t</code>	a 32-bit signed integer
<code>uint8_t</code>	an 8-bit unsigned integer
<code>uint16_t</code>	a 16-bit unsigned integer
<code>uint32_t</code>	a 32-bit unsigned integer
<code>uint64_t</code>	a 64-bit unsigned integer
<code>size_t</code>	an unsigned integer large enough to hold the size of an object in memory

5.2.3 Data types

Integral types are defined for specific API elements to provide clarity in the interface definition, and to improve code readability. For example, `psa_algorithm_t` and `psa_status_t`.

Structure types are declared using `typedef` instead of a `struct` tag, also to improve code readability.

Fully-defined types must be declared exactly as defined in this specification. Types that are not fully defined in this specification must be defined by an implementation. See [Implementation-specific types on page 36](#).

5.2.4 Constants

Constant values are defined using C macros. Constants defined in this specification have names that are all upper-case.

A constant macro evaluates to a compile-time constant expression.

5.2.5 Function-like macros

Function-like macros are C macros that take parameters, providing supporting functionality in the API. Function-like macros defined in this specification have names that are all upper-case.

Function-like macros are permitted to evaluate each argument multiple times or zero times. Providing arguments that have side effects will result in [IMPLEMENTATION DEFINED](#) behavior, and is non-portable.

If all of the arguments to a function-like macro are compile-time constant expressions, the then result evaluates to a compile-time constant expression.

If an argument to a function-like macro has an invalid value (for example, a value outside the domain of the function-like macro), then the result is [IMPLEMENTATION DEFINED](#).

5.2.6 Functions

Functions defined in this specification have names that are all lower-case.

An implementation is permitted to declare any API function with `static inline` linkage, instead of the default `extern` linkage.

An implementation is permitted to also define a function-like macro with the same name as a function in this specification. If an implementation defines a function-like macro for a function from this specification, then:

- The implementation must also provide a definition of the function. This enables an application to take the address of a function defined in this specification.
- The function-like macro must expand to code that evaluates each of its arguments exactly once, as if the call was made to a C function. This enables an application to safely use arbitrary expressions as arguments to a function defined in this specification.

If a non-pointer argument to a function has an invalid value (for example, a value outside the domain of the function), then the function will normally return an error, as specified in the function definition. See also [Error handling on page 31](#).

If a pointer argument to a function has an invalid value (for example, a pointer outside the address space of the program, or a null pointer), the result is [IMPLEMENTATION DEFINED](#). See also [Pointer conventions on page 32](#).

5.3 Error handling

5.3.1 Return status

Almost all functions return a status indication of type `psa_status_t`. This is an enumeration of integer values, with `0` (`PSA_SUCCESS`) indicating successful operation and other values indicating errors. The exceptions are functions which only access objects that are intended to be implemented as simple data structures. Such functions cannot fail and either return `void` or a data value.

Unless specified otherwise, if multiple error conditions apply, an implementation is free to return any of the applicable error codes. The choice of error code is considered an implementation quality issue. Different implementations can make different choices, for example to favor code size over ease of debugging or vice versa.

If the behavior is undefined, for example, if a function receives an invalid pointer as a parameter, this specification makes no guarantee that the function will return an error. Implementations are encouraged to return an error or halt the application in a manner that is appropriate for the platform if the undefined behavior condition can be detected. However, application developers need to be aware that undefined behavior conditions cannot be detected in general.

5.3.2 Behavior on error

All function calls must be implemented atomically:

- When a function returns a type other than `psa_status_t`, the requested action has been carried out.
- When a function returns the status `PSA_SUCCESS`, the requested action has been carried out.
- When a function returns another status of type `psa_status_t`, no action has been carried out. The content of the output parameters is undefined, but otherwise the state of the system has not changed, except as described below.

In general, functions that modify the system state, for example, creating or destroying a key, must leave the system state unchanged if they return an error code. There are specific conditions that can result in different behavior:

- The status `PSA_ERROR_BAD_STATE` indicates that a parameter was not in a valid state for the requested action. This parameter might have been modified by the call and is now in an undefined state. The only valid action on an object in an undefined state is to abort it with the appropriate `psa_abort_txxx()` function.
- The status `PSA_ERROR_INSUFFICIENT_DATA` indicates that a key derivation object has reached its maximum capacity. The key derivation operation might have been modified by the call. Any further attempt to obtain output from the key derivation operation will return `PSA_ERROR_INSUFFICIENT_DATA`.
- The status `PSA_ERROR_COMMUNICATION_FAILURE` indicates that the communication between the application and the cryptoprocessor has broken down. In this case, the cryptoprocessor must either finish the requested action successfully, or interrupt the action and roll back the system to its original state. Because it is often impossible to report the outcome to the application after a communication failure, this specification does not provide a way for the application to determine whether the action was successful.
- The statuses `PSA_ERROR_STORAGE_FAILURE`, `PSA_ERROR_DATA_CORRUPT`, `PSA_ERROR_HARDWARE_FAILURE` and `PSA_ERROR_CORRUPTION_DETECTED` might indicate data corruption in the system state. When a function

returns one of these statuses, the system state might have changed from its previous state before the function call, even though the function call failed.

- Some system states cannot be rolled back, for example, the internal state of the random number generator or the content of access logs.

Unless otherwise documented, the content of output parameters is not defined when a function returns a status other than `PSA_SUCCESS`. It is recommended that implementations set output parameters to safe defaults to avoid leaking confidential data and limit risk, in case an application does not properly handle all errors.

5.4 Parameter conventions

5.4.1 Pointer conventions

Unless explicitly stated in the documentation of a function, all pointers must be valid pointers to an object of the specified type.

A parameter is considered a **buffer** if it points to an array of bytes. A buffer parameter always has the type `uint8_t *` or `const uint8_t *`, and always has an associated parameter indicating the size of the array. Note that a parameter of type `void *` is never considered a buffer.

All parameters of pointer type must be valid non-null pointers, unless the pointer is to a buffer of length 0 or the function's documentation explicitly describes the behavior when the pointer is null. Passing a null pointer as a function parameter in other cases is expected to abort the caller on implementations where this is the normal behavior for a null pointer dereference.

Pointers to input parameters can be in read-only memory. Output parameters must be in writable memory. Output parameters that are not buffers must also be readable, and the implementation must be able to write to a non-buffer output parameter and read back the same value, as explained in [Stability of parameters on page 33](#).

5.4.2 Input buffer sizes

For input buffers, the parameter convention is:

```
const uint8_t *foo
    Pointer to the first byte of the data. The pointer can be invalid if the buffer size is 0.

size_t foo_length
    Size of the buffer in bytes.
```

The interface never uses input-output buffers.

5.4.3 Output buffer sizes

For output buffers, the parameter convention is:

`uint8_t *foo`

Pointer to the first byte of the data. The pointer can be invalid if the buffer size is 0.

`size_t foo_size`

The size of the buffer in bytes.

`size_t *foo_length`

On successful return, contains the length of the output in bytes.

The content of the data buffer and of `*foo_length` on errors is unspecified, unless explicitly mentioned in the function description. They might be unmodified or set to a safe default. On successful completion, the content of the buffer between the offsets `*foo_length` and `foo_size` is also unspecified.

Functions return `PSA_ERROR_BUFFER_TOO_SMALL` if the buffer size is insufficient to carry out the requested operation. The interface defines macros to calculate a sufficient buffer size for each operation that has an output buffer. These macros return compile-time constants if their arguments are compile-time constants, so they are suitable for static or stack allocation. Refer to an individual function's documentation for the associated output size macro.

Some functions always return exactly as much data as the size of the output buffer. In this case, the parameter convention changes to:

`uint8_t *foo`

Pointer to the first byte of the output. The pointer can be invalid if the buffer size is 0.

`size_t foo_length`

The number of bytes to return in `foo` if successful.

5.4.4 Overlap between parameters

Output parameters that are not buffers must not overlap with any input buffer or with any other output parameter. Otherwise, the behavior is undefined.

Output buffers can overlap with input buffers. In this event, the implementation must return the same result as if the buffers did not overlap. The implementation must behave as if it had copied all the inputs into temporary memory, as far as the result is concerned. However, it is possible that overlap between parameters will affect the performance of a function call. Overlap might also affect memory management security if the buffer is located in memory that the caller shares with another security context, as described in [Stability of parameters](#).

5.4.5 Stability of parameters

In some environments, it is possible for the content of a parameter to change while a function is executing. It might also be possible for the content of an output parameter to be read before the function terminates. This can happen if the application is multithreaded. In some implementations, memory can be shared between security contexts, for example, between tasks in a multitasking operating system, between a user land task and the kernel, or between the Non-secure world and the Secure world of a trusted execution environment.

This section describes the assumptions that an implementation can make about function parameters, and the guarantees that the implementation must provide about how it accesses parameters.

Parameters that are not buffers are assumed to be under the caller's full control. In a shared memory environment, this means that the parameter must be in memory that is exclusively accessible by the application. In a multithreaded environment, this means that the parameter must not be modified during the execution, and the value of an output parameter is undetermined until the function returns. The implementation can read an input parameter that is not a buffer multiple times and expect to read the same data. The implementation can write to an output parameter that is not a buffer and expect to read back the value that it last wrote. The implementation has the same permissions on buffers that overlap with a buffer in the opposite direction.

In an environment with multiple threads or with shared memory, the implementation carefully accesses non-overlapping buffer parameters in order to prevent any security risk resulting from the content of the buffer being modified or observed during the execution of the function. In an input buffer that does not overlap with an output buffer, the implementation reads each byte of the input once, at most. The implementation does not read from an output buffer that does not overlap with an input buffer. Additionally, the implementation does not write data to a non-overlapping output buffer if this data is potentially confidential and the implementation has not yet verified that outputting this data is authorized.

Unless otherwise specified, the implementation must not keep a reference to any parameter once a function call has returned.

5.5 Key types and algorithms

Types of cryptographic keys and cryptographic algorithms are encoded separately. Each is encoded by using an integral type: `psa_key_type_t` and `psa_algorithm_t`, respectively.

There is some overlap in the information conveyed by key types and algorithms. Both types contain enough information, so that the meaning of an algorithm type value does not depend on what type of key it is used with, and vice versa. However, the particular instance of an algorithm might depend on the key type. For example, the algorithm `PSA_ALG_GCM` can be instantiated as any AEAD algorithm using the GCM mode over a block cipher. The underlying block cipher is determined by the key type.

Key types do not encode the key size. For example, AES-128, AES-192 and AES-256 share a key type `PSA_KEY_TYPE_AES`.

5.5.1 Structure of key types and algorithms

Both types use a partial bitmask structure, which allows the analysis and building of values from parts. However, the interface defines constants, so that applications do not need to depend on the encoding, and an implementation might only care about the encoding for code size optimization.

The encodings follows a few conventions:

- The highest bit is a vendor flag. Current and future versions of this specification will only define values where this bit is clear. Implementations that wish to define additional implementation-specific values must use values where this bit is set, to avoid conflicts with future versions of this specification.
- The next few highest bits indicate the algorithm or key category: hash, MAC, symmetric cipher, asymmetric encryption, and so on.

- The following bits identify a family of algorithms or keys in a category-dependent manner.
- In some categories and algorithm families, the lowest-order bits indicate a variant in a systematic way. For example, algorithm families that are parametrized around a hash function encode the hash in the 8 lowest bits.

The [Algorithm and key type encoding on page 279](#) appendix provides a full definition of the encoding of key types and algorithm identifiers.

5.6 Concurrent calls

In some environments, an application can make calls to the Crypto API in separate threads. In such an environment, *concurrent calls* are two or more calls to the API whose execution can overlap in time.

Concurrent calls are performed correctly, as if the calls were executed in sequence, provided that they obey the following constraints:

- There is no overlap between an output parameter of one call and an input or output parameter of another call. Overlap between input parameters is permitted.
- A call to destroy a key must not overlap with a concurrent call to any of the following functions:
 - Any call where the same key identifier is a parameter to the call.
 - Any call in a multi-part operation, where the same key identifier was used as a parameter to a previous step in the multi-part operation.
- Concurrent calls must not use the same operation object.

If any of these constraints are violated, the behavior is undefined.

If the application modifies an input parameter while a function call is in progress, the behavior is undefined.

Individual implementations can provide additional guarantees.

6 Implementation considerations

6.1 Implementation-specific aspects of the interface

6.1.1 Implementation profile

Implementations can implement a subset of the API and a subset of the available algorithms. The implemented subset is known as the implementation's profile. The documentation for each implementation must describe the profile that it implements. This specification's companion documents also define a number of standard profiles.

6.1.2 Implementation-specific types

This specification defines a number of implementation-specific types, which represent objects whose content depends on the implementation. These are defined as C `typedef` types in this specification, with a comment `/* implementation-defined type */` in place of the underlying type definition. For some types the specification constrains the type, for example, by requiring that the type is a `struct`, or that it is convertible to and from an unsigned integer. In the implementation's version of `psa/crypto.h`, these types need to be defined as complete C types so that objects of these types can be instantiated by application code.

Applications that rely on the implementation specific definition of any of these types might not be portable to other implementations of this specification.

6.1.3 Implementation-specific macros

Some macro constants and function-like macros are precisely defined by this specification. The use of an exact definition is essential if the definition can appear in more than one header file within a compilation.

Other macros that are defined by this specification have a macro body that is implementation-specific. The description of an implementation-specific macro can optionally specify each of the following requirements:

- Input domains: the macro must be valid for arguments within the input domain.
- A return type: the macro result must be compatible with this type.
- Output range: the macro result must lie in the output range.
- Computed value: A precise mapping of valid input to output values.

Each implementation-specific macro is in one of following categories:

Specification-defined value

The result type and computed value of the macro expression is defined by this specification, but the definition of the macro body is provided by the implementation.

These macros are indicated in this specification using the comment:

```
/* specification-defined value */
```

For function-like macros with specification-defined values:

- Example implementations are provided in an appendix to this specification. See [Example macro implementations on page 291](#).
- The expected computation for valid and supported input arguments will be defined as pseudo-code in a future version of this specification.

Implementation-defined value

The value of the macro expression is implementation-defined.

For some macros, the computed value is derived from the specification of one or more cryptographic algorithms. In these cases, the result must exactly match the value in those external specifications.

These macros are indicated in this specification using the comment:

```
/* implementation-defined value */
```

Some of these macros compute a result based on an algorithm or key type. If an implementation defines vendor-specific algorithms or key types, then it must provide an implementation for such macros that takes all relevant algorithms and types into account. Conversely, an implementation that does not support a certain algorithm or key type can define such macros in a simpler way that does not take unsupported argument values into account.

Some macros define the minimum sufficient output buffer size for certain functions. In some cases, an implementation is allowed to require a buffer size that is larger than the theoretical minimum. An implementation must define minimum-size macros in such a way that it guarantees that the buffer of the resulting size is sufficient for the output of the corresponding function. Refer to each macro's documentation for the applicable requirements.

6.2 Porting to a platform

6.2.1 Platform assumptions

This specification is designed for a C99 platform. The interface is defined in terms of C macros, functions and objects.

The specification assumes 8-bit bytes, and “byte” and “octet” are used synonymously.

6.2.2 Platform-specific types

The specification makes use of some types defined in C99. These types must be defined in the implementation version of `psa/crypto.h` or by a header included in this file. The following C99 types are used:

`uint8_t`, `uint16_t`, `uint32_t`

Unsigned integer types with 8, 16 and 32 value bits respectively. These types are defined by the C99 header `stdint.h`.

6.2.3 Cryptographic hardware support

Implementations are encouraged to make use of hardware accelerators where available. A future version of this specification will define a function interface that calls drivers for hardware accelerators and external cryptographic hardware.

6.3 Security requirements and recommendations

6.3.1 Error detection

Implementations that provide *isolation* between the caller and the cryptography processing environment must validate parameters to ensure that the cryptography processing environment is protected from attacks caused by passing invalid parameters.

Even implementations that do not provide isolation are recommended to detect bad parameters and fail-safe where possible.

6.3.2 Indirect object references

Implementations can use different strategies for allocating key identifiers, and other types of indirect object reference.

Implementations that provide isolation between the caller and the cryptography processing environment must consider the threats relating to abuse and misuse of key identifiers and other indirect resource references. For example, multi-part operations can be implemented as backend state to which the client only maintains an indirect reference in the application's multi-part operation object.

An implementation that supports multiple callers must implement strict isolation of API resources between different callers. For example, a client must not be able to obtain a reference to another client's key by guessing the key identifier value. Isolation of key identifiers can be achieved in several ways. For example:

- There is a single identifier namespace for all clients, and the implementation verifies that the client is the owner of the identifier when looking up the key.
- Each client has an independent identifier namespace, and the implementation uses a client specific identifier-to-key mapping when looking up the key.

After a volatile key identifier is destroyed, it is recommended that the implementation does not immediately reuse the same identifier value for a different key. This reduces the risk of an attack that is able to exploit a key identifier reuse vulnerability within an application.

6.3.3 Memory cleanup

Implementations must wipe all sensitive data from memory when it is no longer used. It is recommended that they wipe this sensitive data as soon as possible. All temporary data used during the execution of a function, such as stack buffers, must be wiped before the function returns. All data associated with an object, such as a multi-part operation, must be wiped, at the latest, when the object becomes inactive, for example, when a multi-part operation is aborted.

The rationale for this non-functional requirement is to minimize impact if the system is compromised. If sensitive data is wiped immediately after use, only data that is currently in use can be leaked. It does not compromise past data.

6.3.4 Managing key material

In implementations that have limited volatile memory for keys, the implementation is permitted to store a [volatile key](#) to a temporary location in non-volatile memory. The implementation must delete any non-volatile copies when the key is destroyed, and it is recommended that these copies are deleted as soon as the key is reloaded into volatile memory. An implementation that uses this method must clear any stored volatile key material on startup.

Implementing the memory cleanup rule (see [Memory cleanup](#)) for a [persistent key](#) can result in inefficiencies when the same persistent key is used sequentially in multiple cryptographic operations. The inefficiency stems from loading the key from non-volatile storage on each use of the key. The [PSA_KEY_USAGE_CACHE](#) usage flag in a key policy allows an application to request that the implementation does not cleanup non-essential copies of persistent key material, effectively suspending the cleanup rules for that key. The effects of this policy depend on the implementation and the key, for example:

- For volatile keys or keys in a secure element with no open/close mechanism, this is likely to have no effect.

- For persistent keys that are not in a secure element, this allows the implementation to keep the key in a memory cache outside of the memory used by ongoing operations.
- For keys in a secure element with an open/close mechanism, this is a hint to keep the key open in the secure element.

The application can indicate when it has finished using the key by calling `psa_purge_key()`, to request that the key material is cleaned from memory.

6.3.5 Safe outputs on error

Implementations must ensure that confidential data is not written to output parameters before validating that the disclosure of this confidential data is authorized. This requirement is particularly important for implementations where the caller can share memory with another security context, as described in [Stability of parameters on page 33](#).

In most cases, the specification does not define the content of output parameters when an error occurs. It is recommended that implementations try to ensure that the content of output parameters is as safe as possible, in case an application flaw or a data leak causes it to be used. In particular, Arm recommends that implementations avoid placing partial output in output buffers when an action is interrupted. The meaning of “safe as possible” depends on the implementation, as different environments require different compromises between implementation complexity, overall robustness and performance. Some common strategies are to leave output parameters unchanged, in case of errors, or zeroing them out.

6.3.6 Attack resistance

Cryptographic code tends to manipulate high-value secrets, from which other secrets can be unlocked. As such, it is a high-value target for attacks. There is a vast body of literature on attack types, such as side channel attacks and glitch attacks. Typical side channels include timing, cache access patterns, branch-prediction access patterns, power consumption, radio emissions and more.

This specification does not specify particular requirements for attack resistance. Implementers are encouraged to consider the attack resistance desired in each use case and design their implementation accordingly. Security standards for attack resistance for particular targets might be applicable in certain use cases.

6.4 Other implementation considerations

6.4.1 Philosophy of resource management

The specification allows most functions to return `PSA_ERROR_INSUFFICIENT_MEMORY`. This gives implementations the freedom to manage memory as they please.

Alternatively, the interface is also designed for conservative strategies of memory management. An implementation can avoid dynamic memory allocation altogether by obeying certain restrictions:

- Pre-allocate memory for a predefined number of keys, each with sufficient memory for all key types that can be stored.
- For multi-part operations, in an implementation with [no isolation](#), place all the data that needs to be carried over from one step to the next in the operation object. The application is then fully in control of how memory is allocated for the operation.

- In an implementation with [isolation](#), pre-allocate memory for a predefined number of operations inside the cryptoprocessor.

7 Usage considerations

7.1 Security recommendations

7.1.1 Always check for errors

Most functions in the Crypto API can return errors. All functions that can fail have the return type `psa_status_t`. A few functions cannot fail, and thus, return `void` or some other type.

If an error occurs, unless otherwise specified, the content of the output parameters is undefined and must not be used.

Some common causes of errors include:

- In implementations where the keys are stored and processed in a separate environment from the application, all functions that need to access the cryptography processing environment might fail due to an error in the communication between the two environments.
- If an algorithm is implemented with a hardware accelerator, which is logically separate from the application processor, the accelerator might fail, even when the application processor keeps running normally.
- Most functions might fail due to a lack of resources. However, some implementations guarantee that certain functions always have sufficient memory.
- All functions that access persistent keys might fail due to a storage failure.
- All functions that require randomness might fail due to a lack of entropy. Implementations are encouraged to seed the random generator with sufficient entropy during the execution of `psa_crypto_init()`. However, some security standards require periodic reseeding from a hardware random generator, which can fail.

7.1.2 Shared memory and concurrency

Some environments allow applications to be multithreaded, while others do not. In some environments, applications can share memory with a different security context. In environments with multithreaded applications or shared memory, applications must be written carefully to avoid data corruption or leakage. This specification requires the application to obey certain constraints.

In general, the Crypto API allows either one writer or any number of simultaneous readers, on any given object. In other words, if two or more calls access the same object concurrently, then the behavior is only well-defined if all the calls are only reading from the object and do not modify it. Read accesses include reading memory by input parameters and reading keystore content by using a key. For more details, refer to [Concurrent calls on page 35](#).

If an application shares memory with another security context, it can pass shared memory blocks as input buffers or output buffers, but not as non-buffer parameters. For more details, refer to [Stability of parameters on page 33](#).

7.1.3 Cleaning up after use

To minimize impact if the system is compromised, it is recommended that applications wipe all sensitive data from memory when it is no longer used. That way, only data that is currently in use can be leaked, and past data is not compromised.

Wiping sensitive data includes:

- Clearing temporary buffers in the stack or on the heap.
- Aborting operations if they will not be finished.
- Destroying keys that are no longer used.

8 Library management reference

8.1 Status codes

The Crypto API uses the status code definitions that are shared with the other PSA Certified APIs. The Crypto API also provides some Crypto API-specific status codes, see [Error codes specific to the Crypto API on page 43](#).

The following elements are defined in `psa/error.h` from *PSA Certified Status code API* [PSA-STAT] (previously defined in [PSA-FFM]):

```
typedef int32_t psa_status_t;

#define PSA_SUCCESS ((psa_status_t)0)

#define PSA_ERROR_GENERIC_ERROR ((psa_status_t)-132)
#define PSA_ERROR_NOT_PERMITTED ((psa_status_t)-133)
#define PSA_ERROR_NOT_SUPPORTED ((psa_status_t)-134)
#define PSA_ERROR_INVALID_ARGUMENT ((psa_status_t)-135)
#define PSA_ERROR_INVALID_HANDLE ((psa_status_t)-136)
#define PSA_ERROR_BAD_STATE ((psa_status_t)-137)
#define PSA_ERROR_BUFFER_TOO_SMALL ((psa_status_t)-138)
#define PSA_ERROR_ALREADY_EXISTS ((psa_status_t)-139)
#define PSA_ERROR_DOES_NOT_EXIST ((psa_status_t)-140)
#define PSA_ERROR_INSUFFICIENT_MEMORY ((psa_status_t)-141)
#define PSA_ERROR_INSUFFICIENT_STORAGE ((psa_status_t)-142)
#define PSA_ERROR_INSUFFICIENT_DATA ((psa_status_t)-143)
#define PSA_ERROR_COMMUNICATION_FAILURE ((psa_status_t)-145)
#define PSA_ERROR_STORAGE_FAILURE ((psa_status_t)-146)
#define PSA_ERROR_HARDWARE_FAILURE ((psa_status_t)-147)
#define PSA_ERROR_INVALID_SIGNATURE ((psa_status_t)-149)
#define PSA_ERROR_CORRUPTION_DETECTED ((psa_status_t)-151)
#define PSA_ERROR_DATA_CORRUPT ((psa_status_t)-152)
#define PSA_ERROR_DATA_INVALID ((psa_status_t)-153)
```

These definitions must be available to an application that includes the `psa/crypto.h` header file.

Implementation note

An implementation is permitted to define the status code interface elements within the `psa/crypto.h` header file, or to define them via inclusion of a `psa/error.h` header file that is shared with the implementation of other PSA Certified APIs.

8.1.1 Common error codes

Some of the common status codes have a more precise meaning when returned by a function in the Crypto API, compared to the definitions in [\[PSA-STAT\]](#).

Error code	Meaning in the Crypto API
PSA_ERROR_INVALID_HANDLE	A key identifier is not valid. See also Key identifiers on page 22 .
PSA_ERROR_BAD_STATE	Multi-part operations return this error when one of the functions is called out of sequence. Refer to the function descriptions for permitted sequencing of functions. Implementations can return this error if the caller has not initialized the library by a call to psa_crypto_init() .
PSA_ERROR_BUFFER_TOO_SMALL	Applications can call the <code>PSA_XXX_SIZE</code> macro listed in the function description to determine a sufficient buffer size.
PSA_ERROR_STORAGE_FAILURE	When a storage failure occurs, it is no longer possible to ensure the global integrity of the keystore. Depending on the global integrity guarantees offered by the implementation, access to other data might fail even if the data is still readable but its integrity cannot be guaranteed.
PSA_ERROR_CORRUPTION_DETECTED	This error code is intended as a last resort when a security breach is detected and it is unsure whether the keystore data is still protected. Implementations must only return this error code to report an alarm from a tampering detector, to indicate that the confidentiality of stored data can no longer be guaranteed, or to indicate that the integrity of previously returned data is now considered compromised.
PSA_ERROR_DATA_CORRUPT	When a storage failure occurs, it is no longer possible to ensure the global integrity of the keystore. Depending on the global integrity guarantees offered by the implementation, access to other data might fail even if the data is still readable but its integrity cannot be guaranteed.

8.1.2 Error codes specific to the Crypto API

The following elements are defined in the `psa/crypto.h` header file.

PSA_ERROR_INSUFFICIENT_ENTROPY (macro)

A status code that indicates that there is not enough entropy to generate random data needed for the requested action.

```
#define PSA_ERROR_INSUFFICIENT_ENTROPY ((psa_status_t)-148)
```

This error indicates a failure of a hardware random generator. Application writers must note that this error can be returned not only by functions whose purpose is to generate random data, such as key, IV or nonce generation, but also by functions that execute an algorithm with a randomized result, as well as functions that use randomization of intermediate computations as a countermeasure to certain attacks.

It is recommended that implementations do not return this error after `psa_crypto_init()` has succeeded. This can be achieved if the implementation generates sufficient entropy during initialization and subsequently a cryptographically secure pseudorandom generator (PRNG) is used. However, implementations might return this error at any time, for example, if a policy requires the PRNG to be reseeded during normal operation.

PSA_ERROR_INVALID_PADDING (macro)

A status code that indicates that the decrypted padding is incorrect.

```
#define PSA_ERROR_INVALID_PADDING ((psa_status_t)-150)
```

Warning: In some protocols, when decrypting data, it is essential that the behavior of the application does not depend on whether the padding is correct, down to precise timing. Protocols that use authenticated encryption are recommended for use by applications, rather than plain encryption. If the application must perform a decryption of unauthenticated data, the application writer must take care not to reveal whether the padding is invalid.

Implementations must handle padding carefully, aiming to make it impossible for an external observer to distinguish between valid and invalid padding. In particular, it is recommended that the timing of a decryption operation does not depend on the validity of the padding.

8.2 Crypto API library

8.2.1 API version

PSA_CRYPT_API_VERSION_MAJOR (macro)

The major version of this implementation of the Crypto API.

```
#define PSA_CRYPT_API_VERSION_MAJOR 1
```

PSA_CRYPTO_API_VERSION_MINOR (macro)

The minor version of this implementation of the Crypto API.

```
#define PSA_CRYPTO_API_VERSION_MINOR 1
```

8.2.2 Library initialization

psa_crypto_init (function)

Library initialization.

```
psa_status_t psa_crypto_init(void);
```

Returns: `psa_status_t`

`PSA_SUCCESS` Success.

`PSA_ERROR_INSUFFICIENT_ENTROPY`

`PSA_ERROR_INSUFFICIENT_MEMORY`

`PSA_ERROR_COMMUNICATION_FAILURE`

`PSA_ERROR_CORRUPTION_DETECTED`

Description

It is recommended that applications call this function before calling any other function in this module.

Applications are permitted to call this function more than once. Once a call succeeds, subsequent calls are guaranteed to succeed.

If the application calls any function that returns a `psa_status_t` result code before calling `psa_crypto_init()`, the following will occur:

- If initialization of the library is essential for secure operation of the function, the implementation must return `PSA_ERROR_BAD_STATE` or other appropriate error.
- If failure to initialize the library does not compromise the security of the function, the implementation must either provide the expected result for the function, or return `PSA_ERROR_BAD_STATE` or other appropriate error.

Note:

The following scenarios are examples where an implementation can require that the library has been initialized by calling `psa_crypto_init()`:

- A client-server implementation, in which `psa_crypto_init()` establishes the communication with the server. No key management or cryptographic operation can be performed until this is done.
 - An implementation in which `psa_crypto_init()` initializes the random bit generator, and no operations that require the RNG can be performed until this is done. For example, random data, key, IV, or nonce generation; randomized signature or encryption; and algorithms that are implemented with blinding.
-

Warning: The set of functions that depend on successful initialization of the library is [IMPLEMENTATION DEFINED](#). Applications that rely on calling functions before initializing the library might not be portable to other implementations.

9 Key management reference

9.1 Key attributes

Key attributes are managed in a [psa_key_attributes_t](#) object. These are used when a key is created, after which the key attributes are fixed. Attributes of an existing key can be queried using [psa_get_key_attributes\(\)](#).

Description of the individual attributes is found in the following sections:

- [Key types on page 49](#)
- [Key identifiers on page 79](#)
- [Key lifetimes on page 71](#)
- [Key policies on page 82](#)

9.1.1 Managing key attributes

psa_key_attributes_t (typedef)

The type of an object containing key attributes.

```
typedef /* implementation-defined type */ psa_key_attributes_t;
```

This is the object that represents the metadata of a key object. Metadata that can be stored in attributes includes:

- The location of the key in storage, indicated by its key identifier and its lifetime.
- The key's policy, comprising usage flags and a specification of the permitted algorithm(s).
- Information about the key itself: the key type and its size.
- Implementations can define additional attributes.

The actual key material is not considered an attribute of a key. Key attributes do not contain information that is generally considered highly confidential.

Note:

Implementations are recommended to define the attribute object as a simple data structure, with fields corresponding to the individual key attributes. In such an implementation, each function [psa_set_key_xxx\(\)](#) sets a field and the corresponding function [psa_get_key_xxx\(\)](#) retrieves the value of the field.

An implementations can report attribute values that are equivalent to the original one, but have a different encoding. For example, an implementation can use a more compact representation for types where many bit-patterns are invalid or not supported, and store all values that it does not support as a special marker value. In such an implementation, after setting an invalid value, the corresponding get function returns an invalid value which might not be the one that was originally stored.

This is an implementation-defined type. Applications that make assumptions about the content of this object will result in implementation-specific behavior, and are non-portable.

An attribute object can contain references to auxiliary resources, for example pointers to allocated memory or indirect references to pre-calculated values. In order to free such resources, the application must call `psa_reset_key_attributes()`. As an exception, calling `psa_reset_key_attributes()` on an attribute object is optional if the object has only been modified by the following functions since it was initialized or last reset with `psa_reset_key_attributes()`:

- `psa_set_key_id()`
- `psa_set_key_lifetime()`
- `psa_set_key_type()`
- `psa_set_key_bits()`
- `psa_set_key_usage_flags()`
- `psa_set_key_algorithm()`

Before calling any function on a key attribute object, the application must initialize it by any of the following means:

- Set the object to all-bits-zero, for example:

```
psa_key_attributes_t attributes;  
memset(&attributes, 0, sizeof(attributes));
```

- Initialize the object to logical zero values by declaring the object as static or global without an explicit initializer, for example:

```
static psa_key_attributes_t attributes;
```

- Initialize the object to the initializer `PSA_KEY_ATTRIBUTES_INIT`, for example:

```
psa_key_attributes_t attributes = PSA_KEY_ATTRIBUTES_INIT;
```

- Assign the result of the function `psa_key_attributes_init()` to the object, for example:

```
psa_key_attributes_t attributes;  
attributes = psa_key_attributes_init();
```

A freshly initialized attribute object contains the following values:

Attribute	Value
lifetime	PSA_KEY_LIFETIME_VOLATILE .
key identifier	PSA_KEY_ID_NULL — which is not a valid key identifier.
type	PSA_KEY_TYPE_NONE — meaning that the type is unspecified.
key size	0 — meaning that the size is unspecified.
usage flags	0 — which allows no usage except exporting a public key.
algorithm	PSA_ALG_NONE — which does not allow cryptographic usage, but allows exporting.

Usage

A typical sequence to create a key is as follows:

1. Create and initialize an attribute object.
2. If the key is persistent, call [psa_set_key_id\(\)](#). Also call [psa_set_key_lifetime\(\)](#) to place the key in a non-default location.
3. Set the key policy with [psa_set_key_usage_flags\(\)](#) and [psa_set_key_algorithm\(\)](#).
4. Set the key type with [psa_set_key_type\(\)](#). Skip this step if copying an existing key with [psa_copy_key\(\)](#).
5. When generating a random key with [psa_generate_key\(\)](#) or deriving a key with [psa_key_derivation_output_key\(\)](#), set the desired key size with [psa_set_key_bits\(\)](#).
6. Call a key creation function: [psa_import_key\(\)](#), [psa_generate_key\(\)](#), [psa_key_derivation_output_key\(\)](#) or [psa_copy_key\(\)](#). This function reads the attribute object, creates a key with these attributes, and outputs an identifier for the newly created key.
7. Optionally call [psa_reset_key_attributes\(\)](#), now that the attribute object is no longer needed. Currently this call is not required as the attributes defined in this specification do not require additional resources beyond the object itself.

A typical sequence to query a key's attributes is as follows:

1. Call [psa_get_key_attributes\(\)](#).
2. Call [psa_get_key_xxx\(\)](#) functions to retrieve the required attribute(s).
3. Call [psa_reset_key_attributes\(\)](#) to free any resources that can be used by the attribute object.

Once a key has been created, it is impossible to change its attributes.

PSA_KEY_ATTRIBUTES_INIT (macro)

This macro returns a suitable initializer for a key attribute object of type `psa_key_attributes_t`.

```
#define PSA_KEY_ATTRIBUTES_INIT /* implementation-defined value */
```

psa_key_attributes_init (function)

Return an initial value for a key attribute object.

```
psa_key_attributes_t psa_key_attributes_init(void);
```

Returns: `psa_key_attributes_t`

psa_get_key_attributes (function)

Retrieve the attributes of a key.

```
psa_status_t psa_get_key_attributes(psa_key_id_t key,  
                                   psa_key_attributes_t * attributes);
```

Parameters

key	Identifier of the key to query.
attributes	On entry, *attributes must be in a valid state. On successful return, it contains the attributes of the key. On failure, it is equivalent to a freshly-initialized attribute object.

Returns: `psa_status_t`

PSA_SUCCESS	Success. attributes contains the attributes of the key.
PSA_ERROR_BAD_STATE	The library requires initializing by a call to <code>psa_crypto_init()</code> .
PSA_ERROR_INVALID_HANDLE	key is not a valid key identifier.
PSA_ERROR_INSUFFICIENT_MEMORY	
PSA_ERROR_COMMUNICATION_FAILURE	
PSA_ERROR_CORRUPTION_DETECTED	
PSA_ERROR_STORAGE_FAILURE	
PSA_ERROR_DATA_CORRUPT	
PSA_ERROR_DATA_INVALID	

Description

This function first resets the attribute object as with `psa_reset_key_attributes()`. It then copies the attributes of the given key into the given attribute object.

Note:

This function clears any previous content from the attribute object and therefore expects it to be in a valid state. In particular, if this function is called on a newly allocated attribute object, the attribute object must be initialized before calling this function.

Note:

This function might allocate memory or other resources. Once this function has been called on an attribute object, [psa_reset_key_attributes\(\)](#) must be called to free these resources.

psa_reset_key_attributes (function)

Reset a key attribute object to a freshly initialized state.

```
void psa_reset_key_attributes(psa_key_attributes_t * attributes);
```

Parameters

attributes	The attribute object to reset.
------------	--------------------------------

Returns: void

Description

The attribute object must be initialized as described in the documentation of the type [psa_key_attributes_t](#) before calling this function. Once the object has been initialized, this function can be called at any time.

This function frees any auxiliary resources that the object might contain.

9.2 Key types

9.2.1 Key type encoding

psa_key_type_t (typedef)

Encoding of a key type.

```
typedef uint16_t psa_key_type_t;
```

This is a structured bitfield that identifies the category and type of key. The range of key type values is divided as follows:

[PSA_KEY_TYPE_NONE](#) == 0

Reserved as an invalid key type.

0x0001 – 0x7fff

Specification-defined key types. Key types defined by this standard always have bit 15 clear. Unallocated key type values in this range are reserved for future use.

0x8000 – 0xffff

Implementation-defined key types. Implementations that define additional key types must use an encoding with bit 15 set. The related support macros will be easier to write if these key encodings also respect the bitwise structure used by standard encodings.

The [Algorithm and key type encoding on page 279](#) appendix provides a full definition of the key type encoding.

PSA_KEY_TYPE_NONE (macro)

An invalid key type value.

```
#define PSA_KEY_TYPE_NONE ((psa_key_type_t)0x0000)
```

Zero is not the encoding of any key type.

9.2.2 Key categories

PSA_KEY_TYPE_IS_UNSTRUCTURED (macro)

Whether a key type is an unstructured array of bytes.

```
#define PSA_KEY_TYPE_IS_UNSTRUCTURED(type) /* specification-defined value */
```

Parameters

type A key type: a value of type `psa_key_type_t`.

Description

This encompasses both symmetric keys and non-key data.

See [Symmetric keys on page 51](#) for a list of symmetric key types.

PSA_KEY_TYPE_IS_ASYMMETRIC (macro)

Whether a key type is asymmetric: either a key pair or a public key.

```
#define PSA_KEY_TYPE_IS_ASYMMETRIC(type) /* specification-defined value */
```

Parameters

type A key type: a value of type `psa_key_type_t`.

Description

See [RSA keys on page 57](#) for a list of asymmetric key types.

PSA_KEY_TYPE_IS_PUBLIC_KEY (macro)

Whether a key type is the public part of a key pair.

```
#define PSA_KEY_TYPE_IS_PUBLIC_KEY(type) /* specification-defined value */
```

Parameters

type A key type: a value of type `psa_key_type_t`.

PSA_KEY_TYPE_IS_KEY_PAIR (macro)

Whether a key type is a key pair containing a private part and a public part.

```
#define PSA_KEY_TYPE_IS_KEY_PAIR(type) /* specification-defined value */
```

Parameters

type A key type: a value of type `psa_key_type_t`.

9.2.3 Symmetric keys

PSA_KEY_TYPE_RAW_DATA (macro)

Raw data.

```
#define PSA_KEY_TYPE_RAW_DATA ((psa_key_type_t)0x1001)
```

A “key” of this type cannot be used for any cryptographic operation. Applications can use this type to store arbitrary data in the keystore.

The bit size of a raw key must be a non-zero multiple of 8. The maximum size of a raw key is **IMPLEMENTATION DEFINED**.

Compatible algorithms

PSA_ALG_HKDF (non-secret inputs)

PSA_ALG_HKDF_EXPAND (non-secret inputs)

PSA_ALG_HKDF_EXTRACT (non-secret inputs)

PSA_ALG_TLS12_PRF (non-secret inputs)

PSA_ALG_TLS12_PSK_TO_MS (non-secret inputs)

PSA_KEY_TYPE_HMAC (macro)

HMAC key.

```
#define PSA_KEY_TYPE_HMAC ((psa_key_type_t)0x1100)
```

The key policy determines which underlying hash algorithm the key can be used for.

The bit size of an HMAC key must be a non-zero multiple of 8. An HMAC key is typically the same size as the output of the underlying hash algorithm. An HMAC key that is longer than the block size of the underlying hash algorithm will be hashed before use.

When an HMAC key is created that is longer than the block size, it is [IMPLEMENTATION DEFINED](#) whether the implementation stores the original HMAC key, or the hash of the HMAC key. If the hash of the key is stored, the key size reported by `psa_get_key_attributes()` will be the size of the hashed key.

Note:

`PSA_HASH_LENGTH(alg)` provides the output size of hash algorithm `alg`, in bytes.

`PSA_HASH_BLOCK_LENGTH(alg)` provides the block size of hash algorithm `alg`, in bytes.

Compatible algorithms

[PSA_ALG_HMAC](#)

PSA_KEY_TYPE_DERIVE (macro)

A secret for key derivation.

```
#define PSA_KEY_TYPE_DERIVE ((psa_key_type_t)0x1200)
```

This key type is for high-entropy secrets only. For low-entropy secrets, [PSA_KEY_TYPE_PASSWORD](#) should be used instead.

These keys can be used in the [PSA_KEY_DERIVATION_INPUT_SECRET](#) or [PSA_KEY_DERIVATION_INPUT_PASSWORD](#) input step of key derivation algorithms.

The key policy determines which key derivation algorithm the key can be used for.

The bit size of a secret for key derivation must be a non-zero multiple of 8. The maximum size of a secret for key derivation is [IMPLEMENTATION DEFINED](#).

Compatible algorithms

[PSA_ALG_HKDF](#) (secret input)

[PSA_ALG_HKDF_EXPAND](#) (secret input)

[PSA_ALG_HKDF_EXTRACT](#) (secret input)

[PSA_ALG_TLS12_PRF](#) (secret input)

[PSA_ALG_TLS12_PSK_TO_MS](#) (secret input)

PSA_KEY_TYPE_PASSWORD (macro)

A low-entropy secret for password hashing or key derivation.

```
#define PSA_KEY_TYPE_PASSWORD ((psa_key_type_t)0x1203)
```

This key type is suitable for passwords and passphrases which are typically intended to be memorable by humans, and have a low entropy relative to their size. It can be used for randomly generated or derived keys with maximum or near-maximum entropy, but [PSA_KEY_TYPE_DERIVE](#) is more suitable for such keys. It is not suitable for passwords with extremely low entropy, such as numerical PINs.

These keys can be used in the [PSA_KEY_DERIVATION_INPUT_PASSWORD](#) input step of key derivation algorithms. Algorithms that accept such an input were designed to accept low-entropy secret and are known as *password hashing* or *key stretching* algorithms.

These keys cannot be used in the [PSA_KEY_DERIVATION_INPUT_SECRET](#) input step of key derivation algorithms, as the algorithms expect such an input to have high entropy.

The key policy determines which key derivation algorithm the key can be used for, among the permissible subset defined above.

Compatible algorithms

[PSA_ALG_PBKDF2_HMAC\(\)](#) (password input)

[PSA_ALG_PBKDF2_AES_CMAC_PRF_128](#) (password input)

PSA_KEY_TYPE_PASSWORD_HASH (macro)

A secret value that can be used to verify a password hash.

```
#define PSA_KEY_TYPE_PASSWORD_HASH ((psa_key_type_t)0x1205)
```

The key policy determines which key derivation algorithm the key can be used for, among the same permissible subset as for [PSA_KEY_TYPE_PASSWORD](#).

Compatible algorithms

[PSA_ALG_PBKDF2_HMAC\(\)](#) (key output and verification)

[PSA_ALG_PBKDF2_AES_CMAC_PRF_128](#) (key output and verification)

PSA_KEY_TYPE_PEPPER (macro)

A secret value that can be used when computing a password hash.

```
#define PSA_KEY_TYPE_PEPPER ((psa_key_type_t)0x1206)
```

The key policy determines which key derivation algorithm the key can be used for, among the subset of algorithms that can use pepper.

Compatible algorithms

[PSA_ALG_PBKDF2_HMAC\(\)](#) (salt input)

[PSA_ALG_PBKDF2_AES_CMAC_PRF_128](#) (salt input)

PSA_KEY_TYPE_AES (macro)

Key for a cipher, AEAD or MAC algorithm based on the AES block cipher.

```
#define PSA_KEY_TYPE_AES ((psa_key_type_t)0x2400)
```

The size of the key is related to the AES algorithm variant. For algorithms except the XTS block cipher mode, the following key sizes are used:

- AES-128 uses a 16-byte key : `key_bits = 128`
- AES-192 uses a 24-byte key : `key_bits = 192`
- AES-256 uses a 32-byte key : `key_bits = 256`

For the XTS block cipher mode ([PSA_ALG_XTS](#)), the following key sizes are used:

- AES-128-XTS uses two 16-byte keys : `key_bits = 256`
- AES-192-XTS uses two 24-byte keys : `key_bits = 384`

- AES-256-XTS uses two 32-byte keys : `key_bits = 512`

The AES block cipher is defined in *FIPS Publication 197: Advanced Encryption Standard (AES)* [\[FIPS197\]](#).

Compatible algorithms

[PSA_ALG_CBC_MAC](#)
[PSA_ALG_CMAC](#)
[PSA_ALG_CTR](#)
[PSA_ALG_CFB](#)
[PSA_ALG_OFB](#)
[PSA_ALG_XTS](#)
[PSA_ALG_CBC_NO_PADDING](#)
[PSA_ALG_CBC_PKCS7](#)
[PSA_ALG_ECB_NO_PADDING](#)
[PSA_ALG_CCM](#)
[PSA_ALG_GCM](#)

PSA_KEY_TYPE_ARIA (macro)

Key for a cipher, AEAD or MAC algorithm based on the ARIA block cipher.

```
#define PSA_KEY_TYPE_ARIA ((psa_key_type_t)0x2406)
```

The size of the key is related to the ARIA algorithm variant. For algorithms except the XTS block cipher mode, the following key sizes are used:

- ARIA-128 uses a 16-byte key : `key_bits = 128`
- ARIA-192 uses a 24-byte key : `key_bits = 192`
- ARIA-256 uses a 32-byte key : `key_bits = 256`

For the XTS block cipher mode ([PSA_ALG_XTS](#)), the following key sizes are used:

- ARIA-128-XTS uses two 16-byte keys : `key_bits = 256`
- ARIA-192-XTS uses two 24-byte keys : `key_bits = 384`
- ARIA-256-XTS uses two 32-byte keys : `key_bits = 512`

The ARIA block cipher is defined in *A Description of the ARIA Encryption Algorithm* [\[RFC5794\]](#).

Compatible algorithms

[PSA_ALG_CBC_MAC](#)
[PSA_ALG_CMAC](#)
[PSA_ALG_CTR](#)
[PSA_ALG_CFB](#)
[PSA_ALG_OFB](#)
[PSA_ALG_XTS](#)
[PSA_ALG_CBC_NO_PADDING](#)

PSA_ALG_CBC_PKCS7
PSA_ALG_ECB_NO_PADDING
PSA_ALG_CCM
PSA_ALG_GCM

PSA_KEY_TYPE_DES (macro)

Key for a cipher or MAC algorithm based on DES or 3DES (Triple-DES).

```
#define PSA_KEY_TYPE_DES ((psa_key_type_t)0x2301)
```

The size of the key determines which DES algorithm is used:

- Single DES uses an 8-byte key : key_bits = 64
- 2-key 3DES uses a 16-byte key : key_bits = 128
- 3-key 3DES uses a 24-byte key : key_bits = 192

Warning: Single DES and 2-key 3DES are weak and strongly deprecated and are only recommended for decrypting legacy data.

3-key 3DES is weak and deprecated and is only recommended for use in legacy applications.

The DES and 3DES block ciphers are defined in *NIST Special Publication 800-67: Recommendation for the Triple Data Encryption Algorithm (TDEA) Block Cipher* [\[SP800-67\]](#).

Compatible algorithms

PSA_ALG_CBC_MAC
PSA_ALG_CMAC
PSA_ALG_CTR
PSA_ALG_CFB
PSA_ALG_OFB
PSA_ALG_XTS
PSA_ALG_CBC_NO_PADDING
PSA_ALG_CBC_PKCS7
PSA_ALG_ECB_NO_PADDING

PSA_KEY_TYPE_CAMELLIA (macro)

Key for a cipher, AEAD or MAC algorithm based on the Camellia block cipher.

```
#define PSA_KEY_TYPE_CAMELLIA ((psa_key_type_t)0x2403)
```

The size of the key is related to the Camellia algorithm variant. For algorithms except the XTS block cipher mode, the following key sizes are used:

- Camellia-128 uses a 16-byte key : key_bits = 128

- Camellia-192 uses a 24-byte key : `key_bits = 192`
- Camellia-256 uses a 32-byte key : `key_bits = 256`

For the XTS block cipher mode ([PSA_ALG_XTS](#)), the following key sizes are used:

- Camellia-128-XTS uses two 16-byte keys : `key_bits = 256`
- Camellia-192-XTS uses two 24-byte keys : `key_bits = 384`
- Camellia-256-XTS uses two 32-byte keys : `key_bits = 512`

The Camellia block cipher is defined in *Specification of Camellia – a 128-bit Block Cipher* [\[NTT-CAM\]](#) and also described in *A Description of the Camellia Encryption Algorithm* [\[RFC3713\]](#).

Compatible algorithms

[PSA_ALG_CBC_MAC](#)
[PSA_ALG_CMAC](#)
[PSA_ALG_CTR](#)
[PSA_ALG_CFB](#)
[PSA_ALG_OFB](#)
[PSA_ALG_XTS](#)
[PSA_ALG_CBC_NO_PADDING](#)
[PSA_ALG_CBC_PKCS7](#)
[PSA_ALG_ECB_NO_PADDING](#)
[PSA_ALG_CCM](#)
[PSA_ALG_GCM](#)

PSA_KEY_TYPE_SM4 (macro)

Key for a cipher, AEAD or MAC algorithm based on the SM4 block cipher.

```
#define PSA_KEY_TYPE_SM4 ((psa_key_type_t)0x2405)
```

For algorithms except the XTS block cipher mode, the SM4 key size is 128 bits (16 bytes).

For the XTS block cipher mode ([PSA_ALG_XTS](#)), the SM4 key size is 256 bits (two 16-byte keys).

The SM4 block cipher is defined in *GM/T 0002-2012: SM4 block cipher algorithm* [\[CSTC0002\]](#) (English version [\[CSTC0002/E\]](#)).

Compatible algorithms

[PSA_ALG_CBC_MAC](#)
[PSA_ALG_CMAC](#)
[PSA_ALG_CTR](#)
[PSA_ALG_CFB](#)
[PSA_ALG_OFB](#)
[PSA_ALG_XTS](#)
[PSA_ALG_CBC_NO_PADDING](#)
[PSA_ALG_CBC_PKCS7](#)

[PSA_ALG_ECB_NO_PADDING](#)

[PSA_ALG_CCM](#)

[PSA_ALG_GCM](#)

PSA_KEY_TYPE_ARC4 (macro)

Key for the ARC4 stream cipher.

```
#define PSA_KEY_TYPE_ARC4 ((psa_key_type_t)0x2002)
```

Warning: The ARC4 cipher is weak and deprecated and is only recommended for use in legacy applications.

The ARC4 cipher supports key sizes between 40 and 2048 bits, that are multiples of 8. (5 to 256 bytes)

Use algorithm [PSA_ALG_STREAM_CIPHER](#) to use this key with the ARC4 cipher.

Compatible algorithms

[PSA_ALG_STREAM_CIPHER](#)

PSA_KEY_TYPE_CHACHA20 (macro)

Key for the ChaCha20 stream cipher or the ChaCha20-Poly1305 AEAD algorithm.

```
#define PSA_KEY_TYPE_CHACHA20 ((psa_key_type_t)0x2004)
```

The ChaCha20 key size is 256 bits (32 bytes).

- Use algorithm [PSA_ALG_STREAM_CIPHER](#) to use this key with the ChaCha20 cipher for unauthenticated encryption. See [PSA_ALG_STREAM_CIPHER](#) for details of this algorithm.
- Use algorithm [PSA_ALG_CHACHA20_POLY1305](#) to use this key with the ChaCha20 cipher and Poly1305 authenticator for AEAD. See [PSA_ALG_CHACHA20_POLY1305](#) for details of this algorithm.

Compatible algorithms

[PSA_ALG_STREAM_CIPHER](#)

[PSA_ALG_CHACHA20_POLY1305](#)

9.2.4 RSA keys

PSA_KEY_TYPE_RSA_KEY_PAIR (macro)

RSA key pair: both the private and public key.

```
#define PSA_KEY_TYPE_RSA_KEY_PAIR ((psa_key_type_t)0x7001)
```

The size of an RSA key is the bit size of the modulus.

Compatible algorithms

PSA_ALG_RSA_OAEP

PSA_ALG_RSA_PKCS1V15_CRYPT

PSA ALG RSA PKCS1V15 SIGN

PSA_ALG_RSA_PKCS1V15_SIGN_RAW

PSA ALG RSA PSS

PSA_ALG_RSA_PSS_ANY_SALT

PSA_KEY_TYPE_RSA_PUBLIC_KEY (macro)

RSA public key.

```
#define PSA_KEY_TYPE_RSA_PUBLIC_KEY ((psa_key_type_t)0x4001)
```

The size of an RSA key is the bit size of the modulus.

Compatible algorithms

PSA_ALG_RSA_OAEP (encryption only)

PSA_ALG_RSA_PKCS1V15_CRYPT (encryption only)

PSA_ALG_RSA_PKCS1V15_SIGN (signature verification only)

PSA_ALG_RSA_PKCS1V15_SIGN_RAW (signature verification only)

PSA_ALG_RSA_PSS (signature verification only)

PSA_ALG_RSA_PSS_ANY_SALT (signature verification only)

PSA_KEY_TYPE_IS_RSA (macro)

Whether a key type is an RSA key. This includes both key pairs and public keys.

```
#define PSA_KEY_TYPE_IS_RSA(type) /* specification-defined value */
```

Parameters

type A key type: a value of type `psa_key_type_t`.

9.2.5 Elliptic Curve keys

psa_ecc_family_t (typedef)

The type of identifiers of an elliptic curve family.

```
typedef uint8_t psa_ecc_family_t;
```

The curve identifier is required to create an ECC key using the `PSA_KEY_TYPE_ECC_KEY_PAIR()` or `PSA_KEY_TYPE_ECC_PUBLIC_KEY()` macros.

The specific ECC curve within a family is identified by the `key_bits` attribute of the key.

The range of Elliptic curve family identifier values is divided as follows:

0x00 – 0x7f ECC family identifiers defined by this standard. Unallocated values in this range are reserved for future use.

0x80 – 0xff Implementations that define additional families must use an encoding in this range.

PSA_KEY_TYPE_ECC_KEY_PAIR (macro)

Elliptic curve key pair: both the private and public key.

```
#define PSA_KEY_TYPE_ECC_KEY_PAIR(curve) /* specification-defined value */
```

Parameters

curve	A value of type <code>psa_ecc_family_t</code> that identifies the ECC curve family to be used.
-------	--

Description

The size of an elliptic curve key is the bit size associated with the curve, that is, the bit size of q for a curve over a field F_q . See the documentation of each Elliptic curve family for details.

Compatible algorithms

Elliptic curve key pairs can be used in Asymmetric signature and Key agreement algorithms.

The set of compatible algorithms depends on the Elliptic curve key family. See the Elliptic curve family for details.

PSA_KEY_TYPE_ECC_PUBLIC_KEY (macro)

Elliptic curve public key.

```
#define PSA_KEY_TYPE_ECC_PUBLIC_KEY(curve) /* specification-defined value */
```

Parameters

curve	A value of type <code>psa_ecc_family_t</code> that identifies the ECC curve family to be used.
-------	--

Description

The size of an elliptic curve public key is the same as the corresponding private key. See [PSA_KEY_TYPE_ECC_KEY_PAIR\(\)](#) and the documentation of each Elliptic curve family for details.

Compatible algorithms

Elliptic curve public keys can be used for verification in Asymmetric signature algorithms.

The set of compatible algorithms depends on the Elliptic curve key family. See each Elliptic curve family for details.

PSA_ECC_FAMILY_SECP_K1 (macro)

SEC Koblitz curves over prime fields.

```
#define PSA_ECC_FAMILY_SECP_K1 ((psa_ecc_family_t) 0x17)
```

This family comprises the following curves:

- secp192k1 : key_bits = 192
- secp224k1 : key_bits = 225
- secp256k1 : key_bits = 256

They are defined in *SEC 2: Recommended Elliptic Curve Domain Parameters* [\[SEC2\]](#).

Compatible algorithms

[PSA_ALG_DETERMINISTIC_ECDSA](#)

[PSA_ALG_ECDSA](#)

[PSA_ALG_ECDSA_ANY](#)

[PSA_ALG_ECDH](#) (key pair only)

PSA_ECC_FAMILY_SECP_R1 (macro)

SEC random curves over prime fields.

```
#define PSA_ECC_FAMILY_SECP_R1 ((psa_ecc_family_t) 0x12)
```

This family comprises the following curves:

- secp192r1 : key_bits = 192
- secp224r1 : key_bits = 224
- secp256r1 : key_bits = 256
- secp384r1 : key_bits = 384
- secp521r1 : key_bits = 521

They are defined in [\[SEC2\]](#).

Compatible algorithms

[PSA_ALG_DETERMINISTIC_ECDSA](#)

[PSA_ALG_ECDSA](#)

[PSA_ALG_ECDSA_ANY](#)

[PSA_ALG_ECDH](#) (key pair only)

PSA_ECC_FAMILY_SECP_R2 (macro)

Warning: This family of curves is weak and deprecated.

```
#define PSA_ECC_FAMILY_SECP_R2 ((psa_ecc_family_t) 0x1b)
```

This family comprises the following curves:

- secp160r2 : key_bits = 160 (*Deprecated*)

It is defined in the superseded *SEC 2: Recommended Elliptic Curve Domain Parameters, Version 1.0* [SEC2v1].

Compatible algorithms

PSA_ALG_DETERMINISTIC_ECDSA

PSA_ALG_ECDSA

PSA_ALG_ECDSA_ANY

PSA_ALG_ECDH (key pair only)

PSA_ECC_FAMILY_SECT_K1 (macro)

SEC Koblitz curves over binary fields.

```
#define PSA_ECC_FAMILY_SECT_K1 ((psa_ecc_family_t) 0x27)
```

This family comprises the following curves:

- sect163k1 : key_bits = 163 (*Deprecated*)
- sect233k1 : key_bits = 233
- sect239k1 : key_bits = 239
- sect283k1 : key_bits = 283
- sect409k1 : key_bits = 409
- sect571k1 : key_bits = 571

They are defined in [SEC2].

Warning: The 163-bit curve sect163k1 is weak and deprecated and is only recommended for use in legacy applications.

Compatible algorithms

[PSA_ALG_DETERMINISTIC_ECDSA](#)

[PSA_ALG_ECDSA](#)

[PSA_ALG_ECDSA_ANY](#)

[PSA_ALG_ECDH](#) (key pair only)

PSA_ECC_FAMILY_SECT_R1 (macro)

SEC random curves over binary fields.

```
#define PSA_ECC_FAMILY_SECT_R1 ((psa_ecc_family_t) 0x22)
```

This family comprises the following curves:

- `sect163r1` : `key_bits` = 163 (*Deprecated*)
- `sect233r1` : `key_bits` = 233
- `sect283r1` : `key_bits` = 283
- `sect409r1` : `key_bits` = 409
- `sect571r1` : `key_bits` = 571

They are defined in [\[SEC2\]](#).

Warning: The 163-bit curve `sect163r1` is weak and deprecated and is only recommended for use in legacy applications.

Compatible algorithms

[PSA_ALG_DETERMINISTIC_ECDSA](#)

[PSA_ALG_ECDSA](#)

[PSA_ALG_ECDSA_ANY](#)

[PSA_ALG_ECDH](#) (key pair only)

PSA_ECC_FAMILY_SECT_R2 (macro)

SEC additional random curves over binary fields.

```
#define PSA_ECC_FAMILY_SECT_R2 ((psa_ecc_family_t) 0x2b)
```

This family comprises the following curves:

- `sect163r2` : `key_bits` = 163 (*Deprecated*)

It is defined in [\[SEC2\]](#).

Warning: The 163-bit curve sect163r2 is weak and deprecated and is only recommended for use in legacy applications.

Compatible algorithms

[PSA_ALG_DETERMINISTIC_ECDSA](#)

[PSA_ALG_ECDSA](#)

[PSA_ALG_ECDSA_ANY](#)

[PSA_ALG_ECDH](#) (key pair only)

PSA_ECC_FAMILY_BRAINPOOL_P_R1 (macro)

Brainpool P random curves.

```
#define PSA_ECC_FAMILY_BRAINPOOL_P_R1 ((psa_ecc_family_t) 0x30)
```

This family comprises the following curves:

- brainpoolP160r1 : key_bits = 160 (*Deprecated*)
- brainpoolP192r1 : key_bits = 192
- brainpoolP224r1 : key_bits = 224
- brainpoolP256r1 : key_bits = 256
- brainpoolP320r1 : key_bits = 320
- brainpoolP384r1 : key_bits = 384
- brainpoolP512r1 : key_bits = 512

They are defined in *Elliptic Curve Cryptography (ECC) Brainpool Standard Curves and Curve Generation* [RFC5639].

Warning: The 160-bit curve brainpoolP160r1 is weak and deprecated and is only recommended for use in legacy applications.

Compatible algorithms

[PSA_ALG_DETERMINISTIC_ECDSA](#)

[PSA_ALG_ECDSA](#)

[PSA_ALG_ECDSA_ANY](#)

[PSA_ALG_ECDH](#) (key pair only)

PSA_ECC_FAMILY_FRP (macro)

Curve used primarily in France and elsewhere in Europe.

```
#define PSA_ECC_FAMILY_FRP ((psa_ecc_family_t) 0x33)
```

This family comprises one 256-bit curve:

- FRP256v1 : key_bits = 256

This is defined by *Publication d'un paramétrage de courbe elliptique visant des applications de passeport électronique et de l'administration électronique française* [FRP].

Compatible algorithms

PSA_ALG_DETERMINISTIC_ECDSA

PSA_ALG_ECDSA

PSA_ALG_ECDSA_ANY

PSA_ALG_ECDH (key pair only)

PSA_ECC_FAMILY_MONTGOMERY (macro)

Montgomery curves.

```
#define PSA_ECC_FAMILY_MONTGOMERY ((psa_ecc_family_t) 0x41)
```

This family comprises the following Montgomery curves:

- Curve25519 : key_bits = 255
- Curve448 : key_bits = 448

Curve25519 is defined in *Curve25519: new Diffie-Hellman speed records* [Curve25519]. Curve448 is defined in *Ed448-Goldilocks, a new elliptic curve* [Curve448].

Compatible algorithms

PSA_ALG_ECDH (key pair only)

PSA_ECC_FAMILY_TWISTED_EDWARDS (macro)

Twisted Edwards curves.

```
#define PSA_ECC_FAMILY_TWISTED_EDWARDS ((psa_ecc_family_t) 0x42)
```

This family comprises the following twisted Edwards curves:

- Edwards25519 : key_bits = 255. This curve is birationally equivalent to Curve25519.
- Edwards448 : key_bits = 448. This curve is birationally equivalent to Curve448.

Edwards25519 is defined in *Twisted Edwards curves* [Ed25519]. Edwards448 is defined in *Ed448-Goldilocks, a new elliptic curve* [Curve448].

PSA_ALG_PURE_EDDSA

PSA_ALG_ED448PH (Edwards448 only)

Whether a key type is an elliptic curve key, either a key pair or a public key.

Parameters

PSA_KEY_TYPE_IS_ECC_KEY_PAIR (macro)

Parameters

PSA_KEY_TYPE_IS_ECC_PUBLIC_KEY (macro)

Parameters

PSA_KEY_TYPE_ECC_GET_FAMILY (macro)

Parameters

type An elliptic curve key type: a value of type `psa_key_type_t` such that `PSA_KEY_TYPE_IS_ECC(type)` is true.

Returns: `psa_ecc_family_t`

The elliptic curve family id, if `type` is a supported elliptic curve key. Unspecified if `type` is not a supported elliptic curve key.

9.2.6 Diffie Hellman keys

`psa_dh_family_t` (typedef)

The type of identifiers of a finite-field Diffie-Hellman group family.

```
typedef uint8_t psa_dh_family_t;
```

The group family identifier is required to create a finite-field Diffie-Hellman key using the `PSA_KEY_TYPE_DH_KEY_PAIR()` or `PSA_KEY_TYPE_DH_PUBLIC_KEY()` macros.

The specific Diffie-Hellman group within a family is identified by the `key_bits` attribute of the key.

The range of Diffie-Hellman group family identifier values is divided as follows:

`0x00 - 0x7f` DH group family identifiers defined by this standard. Unallocated values in this range are reserved for future use.

`0x80 - 0xff` Implementations that define additional families must use an encoding in this range.

`PSA_KEY_TYPE_DH_KEY_PAIR` (macro)

Finite-field Diffie-Hellman key pair: both the private key and public key.

```
#define PSA_KEY_TYPE_DH_KEY_PAIR(group) /* specification-defined value */
```

Parameters

<code>group</code>	A value of type <code>psa_dh_family_t</code> that identifies the Diffie-Hellman group family to be used.
--------------------	--

Compatible algorithms

`PSA_ALG_FFDH`

`PSA_KEY_TYPE_DH_PUBLIC_KEY` (macro)

Finite-field Diffie-Hellman public key.

```
#define PSA_KEY_TYPE_DH_PUBLIC_KEY(group) /* specification-defined value */
```

Parameters

group	A value of type <code>psa_dh_family_t</code> that identifies the Diffie-Hellman group family to be used.
-------	--

Compatible algorithms

None. Finite-field Diffie-Hellman public keys are exported to use in a key agreement algorithm, and the peer key is provided to the `PSA_ALG_FFDH` key agreement algorithm as a buffer of key data.

PSA_DH_FAMILY_RFC7919 (macro)

Finite-field Diffie-Hellman groups defined for TLS in RFC 7919.

```
#define PSA_DH_FAMILY_RFC7919 ((psa_dh_family_t) 0x03)
```

This family includes groups with the following key sizes (in bits): 2048, 3072, 4096, 6144, 8192. An implementation can support all of these sizes or only a subset.

Keys in this group can only be used with the `PSA_ALG_FFDH` key agreement algorithm.

These groups are defined by *Negotiated Finite Field Diffie-Hellman Ephemeral Parameters for Transport Layer Security (TLS)* [RFC7919] Appendix A.

PSA_KEY_TYPE_KEY_PAIR_OF_PUBLIC_KEY (macro)

The key pair type corresponding to a public key type.

```
#define PSA_KEY_TYPE_KEY_PAIR_OF_PUBLIC_KEY(type) \
    /* specification-defined value */
```

Parameters

type	A public key type or key pair type.
------	-------------------------------------

Returns

The corresponding key pair type. If `type` is not a public key or a key pair, the return value is undefined.

Description

If `type` is a key pair type, it will be left unchanged.

PSA_KEY_TYPE_PUBLIC_KEY_OF_KEY_PAIR (macro)

The public key type corresponding to a key pair type.

```
#define PSA_KEY_TYPE_PUBLIC_KEY_OF_KEY_PAIR(type) \
    /* specification-defined value */
```

Parameters

type	A public key type or key pair type.
------	-------------------------------------

Returns

The corresponding public key type. If `type` is not a public key or a key pair, the return value is undefined.

Description

If `type` is a public key type, it will be left unchanged.

PSA_KEY_TYPE_IS_DH (macro)

Whether a key type is a Diffie-Hellman key, either a key pair or a public key.

```
#define PSA_KEY_TYPE_IS_DH(type) /* specification-defined value */
```

Parameters

A key type: a value of type `psa_key_type_t`.

PSA_KEY_TYPE_IS_DH_KEY_PAIR (macro)

Whether a key type is a Diffie-Hellman key pair.

```
#define PSA_KEY_TYPE_IS_DH_KEY_PAIR(type) /* specification-defined value */
```

Parameters

type A key type: a value of type `psa_key_type_t`.

PSA_KEY_TYPE_IS_DH_PUBLIC_KEY (macro)

Whether a key type is a Diffie-Hellman public key.

```
#define PSA_KEY_TYPE_IS_DH_PUBLIC_KEY(type) /* specification-defined value */
```

Parameters

type A key type: a value of type `psa_key_type_t`.

PSA_KEY_TYPE_DH_GET_FAMILY (macro)

Extract the group family from a Diffie-Hellman key type.

```
#define PSA_KEY_TYPE_DH_GET_FAMILY(type) /* specification-defined value */
```

Parameters

type A Diffie-Hellman key type: a value of type `psa_key_type_t` such that `PSA_KEY_TYPE_IS_DH(type)` is true.

Returns: psa_dh_family_t

The Diffie-Hellman group family id, if `type` is a supported Diffie-Hellman key. Unspecified if `type` is not a supported Diffie-Hellman key.

9.2.7 Attribute accessors

psa_set_key_type (function)

Declare the type of a key.

```
void psa_set_key_type(psa_key_attributes_t * attributes,
                     psa_key_type_t type);
```

Parameters

attributes	The attribute object to write to.
------------	-----------------------------------

type	The key type to write. If this is <code>PSA_KEY_TYPE_NONE</code> , the key type in attributes becomes unspecified.
------	--

Returns: void

Description

This function overwrites any key type previously set in `attributes`.

Implementation note

This is a simple accessor function that is not required to validate its inputs. It can be efficiently implemented as a `static inline` function or a function-like-macro.

psa_get_key_type (function)

Retrieve the key type from key attributes.

```
psa_key_type_t psa_get_key_type(const psa_key_attributes_t * attributes);
```

Parameters

attributes	The key attribute object to query.
------------	------------------------------------

Returns: `psa_key_type_t`

The key type stored in the attribute object.

Description

Implementation note

This is a simple accessor function that is not required to validate its inputs. It can be efficiently implemented as a `static inline` function or a function-like-macro.

`psa_get_key_bits` (function)

Retrieve the key size from key attributes.

```
size_t psa_get_key_bits(const psa_key_attributes_t * attributes);
```

Parameters

<code>attributes</code>	The key attribute object to query.
-------------------------	------------------------------------

Returns: `size_t`

The key size stored in the attribute object, in bits.

Description

Implementation note

This is a simple accessor function that is not required to validate its inputs. It can be efficiently implemented as a `static inline` function or a function-like-macro.

`psa_set_key_bits` (function)

Declare the size of a key.

```
void psa_set_key_bits(psa_key_attributes_t * attributes,  
                      size_t bits);
```

Parameters

<code>attributes</code>	The attribute object to write to.
<code>bits</code>	The key size in bits. If this is 0, the key size in <code>attributes</code> becomes unspecified. Keys of size 0 are not supported.

Returns: void

Description

This function overwrites any key size previously set in attributes.

Implementation note

This is a simple accessor function that is not required to validate its inputs. It can be efficiently implemented as a `static inline` function or a function-like-macro.

9.3 Key lifetimes

The lifetime of a key indicates where it is stored and which application and system actions will create and destroy it.

Lifetime values are composed from:

- A persistence level, which indicates what device management actions can cause it to be destroyed. In particular, it indicates whether the key is volatile or persistent. See [psa_key_persistence_t](#) for more information.
- A location indicator, which indicates where the key is stored and where operations on the key are performed. See [psa_key_location_t](#) for more information.

There are two main types of lifetime, indicated by the persistence level: *volatile* and *persistent*.

9.3.1 Volatile keys

Volatile keys are automatically destroyed when the application instance terminates or on a power reset of the device. Volatile keys can be explicitly destroyed by the application.

Conceptually, a volatile key is stored in RAM. Volatile keys have the lifetime [PSA_KEY_LIFETIME_VOLATILE](#).

To create a volatile key:

1. Populate a [psa_key_attributes_t](#) object with the required type, size, policy and other key attributes.
2. Create the key with one of the key creation functions. If successful, these functions output a transient [key identifier](#).

To destroy a volatile key: call [psa_destroy_key\(\)](#) with the key identifier. There must be a matching call to [psa_destroy_key\(\)](#) for each successful call to create a volatile key.

9.3.2 Persistent keys

Persistent keys are preserved until the application explicitly destroys them or until an implementation-specific device management event occurs, for example, a factory reset.

Each persistent key has a permanent key identifier, which acts as a name for the key. Within an application, the key identifier corresponds to a single key. The application specifies the key identifier when the key is created and when using the key.

The lifetime attribute of a persistent key indicates how and where it is stored. The default lifetime value for a persistent key is `PSA_KEY_LIFETIME_PERSISTENT`, which corresponds to a default storage area. This specification defines how implementations can provide other lifetime values corresponding to different storage areas with different retention policies, or to secure elements with different security characteristics.

To create a persistent key:

1. Populate a `psa_key_attributes_t` object with the key's type, size, policy and other attributes.
2. In the attributes object, set the desired lifetime and persistent identifier for the key.
3. Create the key with one of the key creation functions. If successful, these functions output the `key identifier` that was specified by the application in step 2.

To access an existing persistent key: use the key identifier in any API that requires a key.

To destroy a persistent key: call `psa_destroy_key()` with the key identifier. Destroying a persistent key permanently removes it from memory and storage.

By default, persistent key material is removed from volatile memory when not in use. Frequently used persistent keys can benefit from caching, depending on the implementation and the application. Caching can be enabled by creating the key with the `PSA_KEY_USAGE_CACHE` policy. Cached keys can be removed from volatile memory by calling `psa_purge_key()`. See also [Memory cleanup on page 38](#) and [Managing key material on page 38](#).

9.3.3 Lifetime encodings

`psa_key_lifetime_t` (typedef)

Encoding of key lifetimes.

```
typedef uint32_t psa_key_lifetime_t;
```

The lifetime of a key indicates where it is stored and which application and system actions will create and destroy it.

Lifetime values have the following structure:

Bits[7:0]: Persistence level

This value indicates what device management actions can cause it to be destroyed. In particular, it indicates whether the key is *volatile* or *persistent*. See `psa_key_persistence_t` for more information.

`PSA_KEY_LIFETIME_GET_PERSISTENCE(lifetime)` returns the persistence level for a key lifetime value.

Bits[31:8]: Location indicator

This value indicates where the key material is stored (or at least where it is accessible in cleartext) and where operations on the key are performed. See [psa_key_location_t](#) for more information.

[PSA_KEY_LIFETIME_GET_LOCATION](#)(lifetime) returns the location indicator for a key lifetime value.

Volatile keys are automatically destroyed when the application instance terminates or on a power reset of the device. Persistent keys are preserved until the application explicitly destroys them or until an implementation-specific device management event occurs, for example, a factory reset.

Persistent keys have a key identifier of type [psa_key_id_t](#). This identifier remains valid throughout the lifetime of the key, even if the application instance that created the key terminates.

This specification defines two basic lifetime values:

- Keys with the lifetime [PSA_KEY_LIFETIME_VOLATILE](#) are volatile. All implementations should support this lifetime.
- Keys with the lifetime [PSA_KEY_LIFETIME_PERSISTENT](#) are persistent. All implementations that have access to persistent storage with appropriate security guarantees should support this lifetime.

psa_key_persistence_t (typedef)

Encoding of key persistence levels.

```
typedef uint8_t psa\_key\_persistence\_t;
```

What distinguishes different persistence levels is which device management events can cause keys to be destroyed. For example, power reset, transfer of device ownership, or a factory reset are device management events that can affect keys at different persistence levels. The specific management events which affect persistent keys at different levels is outside the scope of the Crypto API.

Values for persistence levels defined by Crypto API are shown in [Table 6](#).

Table 6 Key persistence level values

Persistence level	Definition
0 = PSA_KEY_PERSISTENCE_VOLATILE	Volatile key. A volatile key is automatically destroyed by the implementation when the application instance terminates. In particular, a volatile key is automatically destroyed on a power reset of the device.
1 = PSA_KEY_PERSISTENCE_DEFAULT	Persistent key with a default lifetime. Implementations should support this value if they support persistent keys at all. Applications should use this value if they have no specific needs that are only met by implementation-specific features.

Table 6 (continued)

Persistence level	Definition
2 – 127	Persistent key with a PSA Certified API-specified lifetime. The Crypto API does not define the meaning of these values, but another PSA Certified API may do so.
128 – 254	Persistent key with a vendor-specified lifetime. No PSA Certified API will define the meaning of these values, so implementations may choose the meaning freely. As a guideline, higher persistence levels should cause a key to survive more management events than lower levels.
255 = PSA_KEY_PERSISTENCE_READ_ONLY	Read-only or write-once key. A key with this persistence level cannot be destroyed. Implementations that support such keys may either allow their creation through the Crypto API, preferably only to applications with the appropriate privilege, or only expose keys created through implementation-specific means such as a factory ROM engraving process. Note that keys that are read-only due to policy restrictions rather than due to physical limitations should not have this persistence level.

Note:

Key persistence levels are 8-bit values. Key management interfaces operate on lifetimes (type [psa_key_lifetime_t](#)), and encode the persistence value as the lower 8 bits of a 32-bit value.

psa_key_location_t (typedef)

Encoding of key location indicators.

```
typedef uint32_t psa\_key\_location\_t;
```

If an implementation of the Crypto API can make calls to external cryptoprocessors such as secure elements, the location of a key indicates which secure element performs the operations on the key. If the key material is not stored persistently inside the secure element, it must be stored in a wrapped form such that only the secure element can access the key material in cleartext.

Values for location indicators defined by this specification are shown in [Table 7 on page 75](#).

Table 7 Key location indicator values

Location indicator	Definition
0	Primary local storage. All implementations should support this value. The primary local storage is typically the same storage area that contains the key metadata.
1	Primary secure element. Implementations should support this value if there is a secure element attached to the operating environment. As a guideline, secure elements may provide higher resistance against side channel and physical attacks than the primary local storage, but may have restrictions on supported key types, sizes, policies and operations and may have different performance characteristics.
2 – 0x7ffffff	Other locations defined by a PSA specification. The Crypto API does not currently assign any meaning to these locations, but future versions of this specification or other PSA Certified APIs may do so.
0x800000 – 0xffffffff	Vendor-defined locations. No PSA Certified API will assign a meaning to locations in this range.

Note:

Key location indicators are 24-bit values. Key management interfaces operate on lifetimes (type [psa_key_lifetime_t](#)), and encode the location as the upper 24 bits of a 32-bit value.

9.3.4 Lifetime values

PSA_KEY_LIFETIME_VOLATILE (macro)

The default lifetime for volatile keys.

```
#define PSA_KEY_LIFETIME_VOLATILE ((psa_key_lifetime_t) 0x00000000)
```

A volatile key only exists as long as its identifier is not destroyed. The key material is guaranteed to be erased on a power reset.

A key with this lifetime is typically stored in the RAM area of the Crypto API implementation. However this is an implementation choice. If an implementation stores data about the key in a non-volatile memory, it must release all the resources associated with the key and erase the key material if the calling application terminates.

PSA_KEY_LIFETIME_PERSISTENT (macro)

The default lifetime for persistent keys.

```
#define PSA_KEY_LIFETIME_PERSISTENT ((psa_key_lifetime_t) 0x00000001)
```

A persistent key remains in storage until it is explicitly destroyed or until the corresponding storage area is wiped. This specification does not define any mechanism to wipe a storage area. Implementations are permitted to provide their own mechanism, for example, to perform a factory reset, to prepare for device refurbishment, or to uninstall an application.

This lifetime value is the default storage area for the calling application. Implementations can offer other storage areas designated by other lifetime values as implementation-specific extensions.

PSA_KEY_PERSISTENCE_VOLATILE (macro)

The persistence level of volatile keys.

```
#define PSA_KEY_PERSISTENCE_VOLATILE ((psa_key_persistence_t) 0x00)
```

See [psa_key_persistence_t](#) for more information.

PSA_KEY_PERSISTENCE_DEFAULT (macro)

The default persistence level for persistent keys.

```
#define PSA_KEY_PERSISTENCE_DEFAULT ((psa_key_persistence_t) 0x01)
```

See [psa_key_persistence_t](#) for more information.

PSA_KEY_PERSISTENCE_READ_ONLY (macro)

A persistence level indicating that a key is never destroyed.

```
#define PSA_KEY_PERSISTENCE_READ_ONLY ((psa_key_persistence_t) 0xff)
```

See [psa_key_persistence_t](#) for more information.

PSA_KEY_LOCATION_LOCAL_STORAGE (macro)

The local storage area for persistent keys.

```
#define PSA_KEY_LOCATION_LOCAL_STORAGE ((psa_key_location_t) 0x000000)
```

This storage area is available on all systems that can store persistent keys without delegating the storage to a third-party cryptoprocessor.

See [psa_key_location_t](#) for more information.

PSA_KEY_LOCATION_PRIMARY_SECURE_ELEMENT (macro)

The default secure element storage area for persistent keys.

```
#define PSA_KEY_LOCATION_PRIMARY_SECURE_ELEMENT ((psa_key_location_t) 0x000001)
```

This storage location is available on systems that have one or more secure elements that are able to store keys.

Vendor-defined locations must be provided by the system for storing keys in additional secure elements.

See [psa_key_location_t](#) for more information.

9.3.5 Attribute accessors

psa_set_key_lifetime (function)

Set the location of a persistent key.

```
void psa_set_key_lifetime(psa_key_attributes_t * attributes,  
                          psa_key_lifetime_t lifetime);
```

Parameters

<code>attributes</code>	The attribute object to write to.
<code>lifetime</code>	The lifetime for the key. If this is PSA_KEY_LIFETIME_VOLATILE , the key will be volatile, and the key identifier attribute is reset to PSA_KEY_ID_NULL .

Returns: void

Description

To make a key persistent, give it a persistent key identifier by using [psa_set_key_id\(\)](#). By default, a key that has a persistent identifier is stored in the default storage area identifier by [PSA_KEY_LIFETIME_PERSISTENT](#). Call this function to choose a storage area, or to explicitly declare the key as volatile.

This function does not access storage, it merely stores the given value in the attribute object. The persistent key will be written to storage when the attribute object is passed to a key creation function such as [psa_import_key\(\)](#), [psa_generate_key\(\)](#), [psa_key_derivation_output_key\(\)](#) or [psa_copy_key\(\)](#).

Implementation note

This is a simple accessor function that is not required to validate its inputs. It can be efficiently implemented as a `static inline` function or a function-like-macro.

psa_get_key_lifetime (function)

Retrieve the lifetime from key attributes.

```
psa_key_lifetime_t psa_get_key_lifetime(const psa_key_attributes_t * attributes);
```

Parameters

attributes The key attribute object to query.

Returns: psa_key_lifetime_t

The lifetime value stored in the attribute object.

Description

Implementation note

This is a simple accessor function that is not required to validate its inputs. It can be efficiently implemented as a static inline function or a function-like-macro.

9.3.6 Support macros

PSA_KEY_LIFETIME_GET_PERSISTENCE (macro)

Extract the persistence level from a key lifetime.

```
#define PSA_KEY_LIFETIME_GET_PERSISTENCE(lifetime) \
    ((psa_key_persistence_t) ((lifetime) & 0x000000ff))
```

Parameters

lifetime The lifetime value to query: a value of type `psa_key_lifetime_t`.

PSA_KEY_LIFETIME_GET_LOCATION (macro)

Extract the location indicator from a key lifetime.

```
#define PSA_KEY_LIFETIME_GET_LOCATION(lifetime) \
    ((psa_key_location_t) ((lifetime) >> 8))
```

Parameters

lifetime The lifetime value to query: a value of type `psa_key_lifetime_t`.

PSA_KEY_LIFETIME_IS_VOLATILE (macro)

Whether a key lifetime indicates that the key is volatile.

```
#define PSA_KEY_LIFETIME_IS_VOLATILE(lifetime) \
    (PSA_KEY_LIFETIME_GET_PERSISTENCE(lifetime) == PSA_KEY_PERSISTENCE_VOLATILE)
```

Parameters

lifetime The lifetime value to query: a value of type `psa_key_lifetime_t`.

Returns

1 if the key is volatile, otherwise 0.

Description

A volatile key is automatically destroyed by the implementation when the application instance terminates. In particular, a volatile key is automatically destroyed on a power reset of the device.

A key that is not volatile is persistent. Persistent keys are preserved until the application explicitly destroys them or until an implementation-specific device management event occurs, for example, a factory reset.

PSA_KEY_LIFETIME_FROM_PERSISTENCE_AND_LOCATION (macro)

Construct a lifetime from a persistence level and a location.

```
#define PSA_KEY_LIFETIME_FROM_PERSISTENCE_AND_LOCATION(persistence, location) \
    ((location) << 8 | (persistence))
```

Parameters

persistence The persistence level: a value of type `psa_key_persistence_t`.
location The location indicator: a value of type `psa_key_location_t`.

Returns

The constructed lifetime value.

9.4 Key identifiers

Key identifiers are integral values that act as permanent names for persistent keys, or as transient references to volatile keys. Key identifiers use the `psa_key_id_t` type, and the range of identifier values is divided as follows:

`PSA_KEY_ID_NULL` = 0

Reserved as an invalid key identifier.

`PSA_KEY_ID_USER_MIN` – `PSA_KEY_ID_USER_MAX`

Applications can freely choose persistent key identifiers in this range.

`PSA_KEY_ID_VENDOR_MIN` – `PSA_KEY_ID_VENDOR_MAX`

Implementations can define additional persistent key identifiers in this range, and must allocate any volatile key identifiers from this range.

Key identifiers outside these ranges are reserved for future use.

Key identifiers are output from a successful call to one of the key creation functions. For persistent keys, this is the same identifier as the one specified in the key attributes used to create the key. The key identifier remains valid until it is invalidated by passing it to [psa_destroy_key\(\)](#). A volatile key identifier must not be used after it has been invalidated.

If an invalid key identifier is provided as a parameter in any function, the function will return `PSA_ERROR_INVALID_HANDLE`; except for the special case of calling [psa_destroy_key\(PSA_KEY_ID_NULL\)](#), which has no effect and always returns `PSA_SUCCESS`.

Valid key identifiers must have distinct values within the same application. If the implementation provides [caller isolation](#), then key identifiers are local to each application. That is, the same key identifier in two applications corresponds to two different keys.

9.4.1 Key identifier type

psa_key_id_t (typedef)

Key identifier.

```
typedef uint32_t psa_key_id_t;
```

A key identifier can be a permanent name for a persistent key, or a transient reference to volatile key. See [Key identifiers on page 79](#).

PSA_KEY_ID_NULL (macro)

The null key identifier.

```
#define PSA_KEY_ID_NULL ((psa_key_id_t)0)
```

The null key identifier is always invalid, except when used without in a call to [psa_destroy_key\(\)](#) which will return `PSA_SUCCESS`.

PSA_KEY_ID_USER_MIN (macro)

The minimum value for a key identifier chosen by the application.

```
#define PSA_KEY_ID_USER_MIN ((psa_key_id_t)0x00000001)
```

PSA_KEY_ID_USER_MAX (macro)

The maximum value for a key identifier chosen by the application.

```
#define PSA_KEY_ID_USER_MAX ((psa_key_id_t)0x3fffffff)
```

PSA_KEY_ID_VENDOR_MIN (macro)

The minimum value for a key identifier chosen by the implementation.

```
#define PSA_KEY_ID_VENDOR_MIN ((psa_key_id_t)0x40000000)
```

PSA_KEY_ID_VENDOR_MAX (macro)

The maximum value for a key identifier chosen by the implementation.

```
#define PSA_KEY_ID_VENDOR_MAX ((psa_key_id_t)0x7fffffff)
```

9.4.2 Attribute accessors

psa_set_key_id (function)

Declare a key as persistent and set its key identifier.

```
void psa_set_key_id(psa_key_attributes_t * attributes,  
                   psa_key_id_t id);
```

Parameters

attributes	The attribute object to write to.
id	The persistent identifier for the key.

Returns: void

Description

The application must choose a value for `id` between `PSA_KEY_ID_USER_MIN` and `PSA_KEY_ID_USER_MAX`.

If the attribute object currently declares the key as volatile, which is the default lifetime of an attribute object, this function sets the lifetime attribute to `PSA_KEY_LIFETIME_PERSISTENT`.

This function does not access storage, it merely stores the given value in the attribute object. The persistent key will be written to storage when the attribute object is passed to a key creation function such as `psa_import_key()`, `psa_generate_key()`, `psa_key_derivation_output_key()` or `psa_copy_key()`.

Implementation note

This is a simple accessor function that is not required to validate its inputs. It can be efficiently implemented as a `static inline` function or a function-like-macro.

psa_get_key_id (function)

Retrieve the key identifier from key attributes.

```
psa_key_id_t psa_get_key_id(const psa_key_attributes_t * attributes);
```

Parameters

attributes The key attribute object to query.

Returns: psa_key_id_t

The persistent identifier stored in the attribute object. This value is unspecified if the attribute object declares the key as volatile.

Description

Implementation note

This is a simple accessor function that is not required to validate its inputs. It can be efficiently implemented as a static inline function or a function-like-macro.

9.5 Key policies

All keys have an associated policy that regulates which operations are permitted on the key. A key policy is composed of two elements:

- A set of usage flags. See [Key usage flags on page 84](#).
- A specific algorithm that is permitted with the key. See [Permitted algorithms](#).

The policy is part of the key attributes that are managed by a `psa_key_attributes_t` object.

A highly constrained implementation might not be able to support all the policies that can be expressed through this interface. If an implementation cannot create a key with the required policy, it must return an appropriate error code when the key is created.

9.5.1 Permitted algorithms

The permitted algorithm is encoded using a algorithm identifier, as described in [Algorithms on page 104](#).

This specification only defines policies that restrict keys to a single algorithm, which is consistent with both common practice and security good practice.

The following algorithm policies are supported:

- `PSA_ALG_NONE` does not permit any cryptographic operation with the key. The key can still be used for non-cryptographic actions such as exporting, if permitted by the usage flags.
- A specific algorithm value permits exactly that particular algorithm.
- A signature algorithm constructed with `PSA_ALG_ANY_HASH` permits the specified signature scheme with any hash algorithm. In addition, `PSA_ALG_RSA_PKCS1V15_SIGN(PSA_ALG_ANY_HASH)` also permits the `PSA_ALG_RSA_PKCS1V15_SIGN_RAW` signature algorithm.

- A raw key agreement algorithm also permits the specified key agreement scheme to be combined with any key derivation algorithm.
- An algorithm built from `PSA_ALG_AT_LEAST_THIS_LENGTH_MAC()` allows any MAC algorithm from the same base class (for example, CMAC) which computes or verifies a MAC length greater than or equal to the length encoded in the wildcard algorithm.
- An algorithm built from `PSA_ALG_AEAD_WITH_AT_LEAST_THIS_LENGTH_TAG()` allows any AEAD algorithm from the same base class (for example, CCM) which computes or verifies a tag length greater than or equal to the length encoded in the wildcard algorithm.

When a key is used in a cryptographic operation, the application must supply the algorithm to use for the operation. This algorithm is checked against the key's permitted algorithm policy.

psa_set_key_algorithm (function)

Declare the permitted algorithm policy for a key.

```
void psa_set_key_algorithm(psa_key_attributes_t * attributes,
                          psa_algorithm_t alg);
```

Parameters

<code>attributes</code>	The attribute object to write to.
<code>alg</code>	The permitted algorithm to write.

Returns: void

Description

The permitted algorithm policy of a key encodes which algorithm or algorithms are permitted to be used with this key.

This function overwrites any permitted algorithm policy previously set in `attributes`.

Implementation note

This is a simple accessor function that is not required to validate its inputs. It can be efficiently implemented as a `static inline` function or a function-like-macro.

psa_get_key_algorithm (function)

Retrieve the permitted algorithm policy from key attributes.

```
psa_algorithm_t psa_get_key_algorithm(const psa_key_attributes_t * attributes);
```

Parameters

attributes	The key attribute object to query.
------------	------------------------------------

Returns: psa_algorithm_t

The algorithm stored in the attribute object.

Description

Implementation note

This is a simple accessor function that is not required to validate its inputs. It can be efficiently implemented as a `static inline` function or a function-like-macro.

9.5.2 Key usage flags

The usage flags are encoded in a bitmask, which has the type `psa_key_usage_t`. Four kinds of usage flag can be specified:

- The extractable flag `PSA_KEY_USAGE_EXPORT` determines whether the key material can be extracted.
- The copyable flag `PSA_KEY_USAGE_COPY` determines whether the key material can be copied into a new key, which can have a different lifetime or a more restrictive policy.
- The cacheable flag `PSA_KEY_USAGE_CACHE` determines whether the implementation is permitted to retain non-essential copies of the key material in RAM. This policy only applies to persistent keys. See also [Managing key material on page 38](#).
- The other usage flags, for example, `PSA_KEY_USAGE_ENCRYPT` and `PSA_KEY_USAGE_SIGN_MESSAGE`, determine whether the corresponding operation is permitted on the key.

psa_key_usage_t (typedef)

Encoding of permitted usage on a key.

```
typedef uint32_t psa_key_usage_t;
```

PSA_KEY_USAGE_EXPORT (macro)

Permission to export the key.

```
#define PSA_KEY_USAGE_EXPORT ((psa_key_usage_t)0x00000001)
```

This flag allows the use of `psa_export_key()` to export a key from the cryptoprocessor. A public key or the public part of a key pair can always be exported regardless of the value of this permission flag.

This flag can also be required to copy a key using `psa_copy_key()` outside of a secure element. See also `PSA_KEY_USAGE_COPY`.

If a key does not have export permission, implementations must not allow the key to be exported in plain form from the cryptoprocessor, whether through `psa_export_key()` or through a proprietary interface. The key might still be exportable in a wrapped form, i.e. in a form where it is encrypted by another key.

PSA_KEY_USAGE_COPY (macro)

Permission to copy the key.

```
#define PSA_KEY_USAGE_COPY ((psa_key_usage_t)0x00000002)
```

This flag allows the use of [psa_copy_key\(\)](#) to make a copy of the key with the same policy or a more restrictive policy.

For lifetimes for which the key is located in a secure element which enforce the non-exportability of keys, copying a key outside the secure element also requires the usage flag [PSA_KEY_USAGE_EXPORT](#). Copying the key inside the secure element is permitted with just [PSA_KEY_USAGE_COPY](#) if the secure element supports it. For keys with the lifetime [PSA_KEY_LIFETIME_VOLATILE](#) or [PSA_KEY_LIFETIME_PERSISTENT](#), the usage flag [PSA_KEY_USAGE_COPY](#) is sufficient to permit the copy.

PSA_KEY_USAGE_CACHE (macro)

Permission for the implementation to cache the key.

```
#define PSA_KEY_USAGE_CACHE ((psa_key_usage_t)0x00000004)
```

This flag allows the implementation to make additional copies of the key material that are not in storage and not for the purpose of an ongoing operation. Applications can use it as a hint to keep the key around for repeated access.

An application can request that cached key material is removed from memory by calling [psa_purge_key\(\)](#).

The presence of this usage flag when creating a key is a hint:

- An implementation is not required to cache keys that have this usage flag.
- An implementation must not report an error if it does not cache keys.

If this usage flag is not present, the implementation must ensure key material is removed from memory as soon as it is not required for an operation or for maintenance of a volatile key.

This flag must be preserved when reading back the attributes for all keys, regardless of key type or implementation behavior.

See also [Managing key material on page 38](#).

PSA_KEY_USAGE_ENCRYPT (macro)

Permission to encrypt a message with the key.

```
#define PSA_KEY_USAGE_ENCRYPT ((psa_key_usage_t)0x00000100)
```

This flag allows the key to be used for a symmetric encryption operation, for an AEAD encryption-and-authentication operation, or for an asymmetric encryption operation, if otherwise permitted by the key's type and policy. The flag must be present on keys used with the following APIs:

- [psa_cipher_encrypt\(\)](#)
- [psa_cipher_encrypt_setup\(\)](#)
- [psa_aead_encrypt\(\)](#)

- `psa_aead_encrypt_setup()`
- `psa_asymmetric_encrypt()`

For a key pair, this concerns the public key.

PSA_KEY_USAGE_DECRYPT (macro)

Permission to decrypt a message with the key.

```
#define PSA_KEY_USAGE_DECRYPT ((psa_key_usage_t)0x00000200)
```

This flag allows the key to be used for a symmetric decryption operation, for an AEAD decryption-and-verification operation, or for an asymmetric decryption operation, if otherwise permitted by the key's type and policy. The flag must be present on keys used with the following APIs:

- `psa_cipher_decrypt()`
- `psa_cipher_decrypt_setup()`
- `psa_aead_decrypt()`
- `psa_aead_decrypt_setup()`
- `psa_asymmetric_decrypt()`

For a key pair, this concerns the private key.

PSA_KEY_USAGE_SIGN_MESSAGE (macro)

Permission to sign a message with the key.

```
#define PSA_KEY_USAGE_SIGN_MESSAGE ((psa_key_usage_t)0x00000400)
```

This flag allows the key to be used for a MAC calculation operation or for an asymmetric message signature operation, if otherwise permitted by the key's type and policy. The flag must be present on keys used with the following APIs:

- `psa_mac_compute()`
- `psa_mac_sign_setup()`
- `psa_sign_message()`

For a key pair, this concerns the private key.

PSA_KEY_USAGE_VERIFY_MESSAGE (macro)

Permission to verify a message signature with the key.

```
#define PSA_KEY_USAGE_VERIFY_MESSAGE ((psa_key_usage_t)0x00000800)
```

This flag allows the key to be used for a MAC verification operation or for an asymmetric message signature verification operation, if otherwise permitted by the key's type and policy. The flag must be present on keys used with the following APIs:

- [psa_mac_verify\(\)](#)
- [psa_mac_verify_setup\(\)](#)
- [psa_verify_message\(\)](#)

For a key pair, this concerns the public key.

PSA_KEY_USAGE_SIGN_HASH (macro)

Permission to sign a message hash with the key.

```
#define PSA_KEY_USAGE_SIGN_HASH ((psa_key_usage_t)0x00001000)
```

This flag allows the key to be used to sign a message hash as part of an asymmetric signature operation, if otherwise permitted by the key's type and policy. The flag must be present on keys used when calling [psa_sign_hash\(\)](#).

This flag automatically sets [PSA_KEY_USAGE_SIGN_MESSAGE](#): if an application sets the flag [PSA_KEY_USAGE_SIGN_HASH](#) when creating a key, then the key always has the permissions conveyed by [PSA_KEY_USAGE_SIGN_MESSAGE](#), and the flag [PSA_KEY_USAGE_SIGN_MESSAGE](#) will also be present when the application queries the usage flags of the key.

For a key pair, this concerns the private key.

PSA_KEY_USAGE_VERIFY_HASH (macro)

Permission to verify a message hash with the key.

```
#define PSA_KEY_USAGE_VERIFY_HASH ((psa_key_usage_t)0x00002000)
```

This flag allows the key to be used to verify a message hash as part of an asymmetric signature verification operation, if otherwise permitted by the key's type and policy. The flag must be present on keys used when calling [psa_verify_hash\(\)](#).

This flag automatically sets [PSA_KEY_USAGE_VERIFY_MESSAGE](#): if an application sets the flag [PSA_KEY_USAGE_VERIFY_HASH](#) when creating a key, then the key always has the permissions conveyed by [PSA_KEY_USAGE_VERIFY_MESSAGE](#), and the flag [PSA_KEY_USAGE_VERIFY_MESSAGE](#) will also be present when the application queries the usage flags of the key.

For a key pair, this concerns the public key.

PSA_KEY_USAGE_DERIVE (macro)

Permission to derive other keys or produce a password hash from this key.

```
#define PSA_KEY_USAGE_DERIVE ((psa_key_usage_t)0x00004000)
```

This flag allows the key to be used for a key derivation operation or for a key agreement operation, if otherwise permitted by the key's type and policy.

This flag must be present on keys used with the following APIs:

- [psa_key_derivation_key_agreement\(\)](#)

- `psa_raw_key_agreement()`

If this flag is present on all keys used in calls to `psa_key_derivation_input_key()` for a key derivation operation, then it permits calling `psa_key_derivation_output_bytes()` or `psa_key_derivation_output_key()` at the end of the operation.

PSA_KEY_USAGE_VERIFY_DERIVATION (macro)

Permission to verify the result of a key derivation, including password hashing.

```
#define PSA_KEY_USAGE_VERIFY_DERIVATION ((psa_key_usage_t)0x00008000)
```

This flag allows the key to be used in a key derivation operation, if otherwise permitted by the key's type and policy.

This flag must be present on keys used with `psa_key_derivation_verify_key()`.

If this flag is present on all keys used in calls to `psa_key_derivation_input_key()` for a key derivation operation, then it permits calling `psa_key_derivation_verify_bytes()` or `psa_key_derivation_verify_key()` at the end of the operation.

psa_set_key_usage_flags (function)

Declare usage flags for a key.

```
void psa_set_key_usage_flags(psa_key_attributes_t * attributes,
                             psa_key_usage_t usage_flags);
```

Parameters

<code>attributes</code>	The attribute object to write to.
<code>usage_flags</code>	The usage flags to write.

Returns: void

Description

Usage flags are part of a key's policy. They encode what kind of operations are permitted on the key. For more details, see [Key policies on page 82](#).

This function overwrites any usage flags previously set in `attributes`.

Implementation note

This is a simple accessor function that is not required to validate its inputs. It can be efficiently implemented as a static `inline` function or a function-like-macro.

psa_get_key_usage_flags (function)

Retrieve the usage flags from key attributes.

```
psa_key_usage_t psa_get_key_usage_flags(const psa_key_attributes_t * attributes);
```

Parameters

attributes	The key attribute object to query.
------------	------------------------------------

Returns: psa_key_usage_t

The usage flags stored in the attribute object.

Description

Implementation note

This is a simple accessor function that is not required to validate its inputs. It can be efficiently implemented as a `static inline` function or a function-like-macro.

9.6 Key management functions

9.6.1 Key creation

New keys can be created in the following ways:

- `psa_import_key()` creates a key from a data buffer provided by the application.
- `psa_generate_key()` creates a key from randomly generated data.
- `psa_key_derivation_output_key()` creates a key from data generated by a pseudorandom derivation process. See [Key derivation on page 201](#).
- `psa_copy_key()` duplicates an existing key with a different lifetime or with a more restrictive usage policy.

When creating a key, the attributes for the new key are specified in a `psa_key_attributes_t` object. Each key creation function defines how it uses the attributes.

Note:

The attributes for a key are immutable after the key has been created.

The application must set the key algorithm policy and the appropriate key usage flags in the attributes in order for the key to be used in any cryptographic operations.

psa_import_key (function)

Import a key in binary format.

```
psa_status_t psa_import_key(const psa_key_attributes_t * attributes,
                           const uint8_t * data,
                           size_t data_length,
                           psa_key_id_t * key);
```

Parameters

attributes

The attributes for the new key. This function uses the attributes as follows:

- The key type is required, and determines how the data buffer is interpreted.
- The key size is always determined from the data buffer. If the key size in attributes is nonzero, it must be equal to the size determined from data.
- The key permitted-algorithm policy is required for keys that will be used for a cryptographic operation, see [Permitted algorithms on page 82](#).
- The key usage flags define what operations are permitted with the key, see [Key usage flags on page 84](#).
- The key lifetime and identifier are required for a persistent key.

Note:

This is an input parameter: it is not updated with the final key attributes. The final attributes of the new key can be queried by calling [psa_get_key_attributes\(\)](#) with the key's identifier.

data

Buffer containing the key data. The content of this buffer is interpreted according to the type declared in attributes. All implementations must support at least the format described in the documentation of [psa_export_key\(\)](#) or [psa_export_public_key\(\)](#) for the chosen type. Implementations can support other formats, but be conservative in interpreting the key data: it is recommended that implementations reject content if it might be erroneous, for example, if it is the wrong type or is truncated.

data_length

Size of the data buffer in bytes.

key

On success, an identifier for the newly created key. [PSA_KEY_ID_NULL](#) on failure.

Returns: `psa_status_t`

<code>PSA_SUCCESS</code>	Success. If the key is persistent, the key material and the key's metadata have been saved to persistent storage.
<code>PSA_ERROR_BAD_STATE</code>	The library requires initializing by a call to psa_crypto_init() .
<code>PSA_ERROR_NOT_PERMITTED</code>	The implementation does not permit creating a key with the specified attributes due to some implementation-specific policy.
<code>PSA_ERROR_ALREADY_EXISTS</code>	This is an attempt to create a persistent key, and there is already a persistent key with the given identifier.
<code>PSA_ERROR_INVALID_ARGUMENT</code>	The following conditions can result in this error: <ul style="list-style-type: none">• The key type is invalid.• The key size is nonzero, and is incompatible with the key data in data.• The key lifetime is invalid.• The key identifier is not valid for the key lifetime.• The key usage flags include invalid values.• The key's permitted-usage algorithm is invalid.• The key attributes, as a whole, are invalid.• The key data is not correctly formatted for the key type.
<code>PSA_ERROR_NOT_SUPPORTED</code>	The key attributes, as a whole, are not supported, either by the implementation in general or in the specified storage location.
<code>PSA_ERROR_INSUFFICIENT_MEMORY</code>	
<code>PSA_ERROR_INSUFFICIENT_STORAGE</code>	
<code>PSA_ERROR_COMMUNICATION_FAILURE</code>	
<code>PSA_ERROR_CORRUPTION_DETECTED</code>	
<code>PSA_ERROR_STORAGE_FAILURE</code>	
<code>PSA_ERROR_DATA_CORRUPT</code>	
<code>PSA_ERROR_DATA_INVALID</code>	

Description

This function supports any output from [psa_export_key\(\)](#). Refer to the documentation of [psa_export_public_key\(\)](#) for the format of public keys and to the documentation of [psa_export_key\(\)](#) for the format for other key types.

The key data determines the key size. The attributes can optionally specify a key size; in this case it must match the size determined from the key data. A key size of 0 in `attributes` indicates that the key size is solely determined by the key data.

Implementations must reject an attempt to import a key of size 0.

This specification defines a single format for each key type. Implementations can optionally support other formats in addition to the standard format. It is recommended that implementations that support other formats ensure that the formats are clearly unambiguous, to minimize the risk that an invalid input is accidentally interpreted according to a different format.

Note:

The Crypto API does not support asymmetric private key objects outside of a key pair. To import a private key, the `attributes` must specify the corresponding key pair type. Depending on the key type, either the import format contains the public key data or the implementation will reconstruct the public key from the private key as needed.

psa_generate_key (function)

Generate a key or key pair.

```
psa_status_t psa_generate_key(const psa_key_attributes_t * attributes,
                             psa_key_id_t * key);
```

Parameters

`attributes`

The attributes for the new key. This function uses the attributes as follows:

- The key type is required. It cannot be an asymmetric public key.
- The key size is required. It must be a valid size for the key type.
- The key permitted-algorithm policy is required for keys that will be used for a cryptographic operation, see [Permitted algorithms on page 82](#).
- The key usage flags define what operations are permitted with the key, see [Key usage flags on page 84](#).
- The key lifetime and identifier are required for a persistent key.

Note:

This is an input parameter: it is not updated with the final key attributes. The final attributes of the new key can be queried by calling `psa_get_key_attributes()` with the key's identifier.

`key`

On success, an identifier for the newly created key. `PSA_KEY_ID_NULL` on failure.

Returns: `psa_status_t`

`PSA_SUCCESS`

Success. If the key is persistent, the key material and the key's metadata have been saved to persistent storage.

`PSA_ERROR_BAD_STATE`

The library requires initializing by a call to `psa_crypto_init()`.

`PSA_ERROR_NOT_PERMITTED`

The implementation does not permit creating a key with the specified attributes due to some implementation-specific policy.

`PSA_ERROR_ALREADY_EXISTS`

This is an attempt to create a persistent key, and there is already a persistent key with the given identifier.

`PSA_ERROR_INVALID_ARGUMENT`

The following conditions can result in this error:

- The key type is invalid, or is an asymmetric public key type.

- The key size is not valid for the key type.
- The key lifetime is invalid.
- The key identifier is not valid for the key lifetime.
- The key usage flags include invalid values.
- The key's permitted-usage algorithm is invalid.
- The key attributes, as a whole, are invalid.

PSA_ERROR_NOT_SUPPORTED

The key attributes, as a whole, are not supported, either by the implementation in general or in the specified storage location.

[PSA_ERROR_INSUFFICIENT_ENTROPY](#)

PSA_ERROR_INSUFFICIENT_MEMORY

PSA_ERROR_INSUFFICIENT_STORAGE

PSA_ERROR_COMMUNICATION_FAILURE

PSA_ERROR_CORRUPTION_DETECTED

PSA_ERROR_STORAGE_FAILURE

PSA_ERROR_DATA_CORRUPT

PSA_ERROR_DATA_INVALID

Description

The key is generated randomly. Its location, policy, type and size are taken from attributes.

Implementations must reject an attempt to generate a key of size 0.

The following type-specific considerations apply:

- For RSA keys ([PSA_KEY_TYPE_RSA_KEY_PAIR](#)), the public exponent is 65537. The modulus is a product of two probabilistic primes between 2^{n-1} and 2^n where n is the bit size specified in the attributes.

psa_copy_key (function)

Make a copy of a key.

```
psa_status_t psa_copy_key(psa_key_id_t source_key,
                          const psa_key_attributes_t * attributes,
                          psa_key_id_t * target_key);
```

Parameters

source_key

The key to copy. It must allow the usage [PSA_KEY_USAGE_COPY](#). If a private or secret key is being copied outside of a secure element it must also allow [PSA_KEY_USAGE_EXPORT](#).

attributes

The attributes for the new key. This function uses the attributes as follows:

- The key type and size can be 0. If either is nonzero, it must match the corresponding attribute of the source key.
- The key location (the lifetime and, for persistent keys, the key identifier) is used directly.

- The key policy (usage flags and permitted algorithm) are combined from the source key and `attributes` so that both sets of restrictions apply, as described in the documentation of this function.

Note:

This is an input parameter: it is not updated with the final key attributes. The final attributes of the new key can be queried by calling `psa_get_key_attributes()` with the key's identifier.

`target_key`

On success, an identifier for the newly created key. `PSA_KEY_ID_NULL` on failure.

Returns: `psa_status_t`

`PSA_SUCCESS`

Success. If the new key is persistent, the key material and the key's metadata have been saved to persistent storage.

`PSA_ERROR_BAD_STATE`

The library requires initializing by a call to `psa_crypto_init()`.

`PSA_ERROR_INVALID_HANDLE`

`source_key` is not a valid key identifier.

`PSA_ERROR_NOT_PERMITTED`

The following conditions can result in this error:

- `source_key` does not have the `PSA_KEY_USAGE_COPY` usage flag.
- `source_key` does not have the `PSA_KEY_USAGE_EXPORT` usage flag, and its storage location does not allow copying it to the target key's storage location.
- The implementation does not permit creating a key with the specified attributes due to some implementation-specific policy.

`PSA_ERROR_ALREADY_EXISTS`

This is an attempt to create a persistent key, and there is already a persistent key with the given identifier.

`PSA_ERROR_INVALID_ARGUMENT`

The following conditions can result in this error:

- `attributes` specifies a key type or key size which does not match the attributes of `source_key`.
- The lifetime or identifier in `attributes` are invalid.
- The key policies from `source_key` and those specified in `attributes` are incompatible.

`PSA_ERROR_NOT_SUPPORTED`

The following conditions can result in this error:

- The `source_key` storage location does not support copying to the target key's storage location.
- The key attributes, as a whole, are not supported in the target key's storage location.

`PSA_ERROR_INSUFFICIENT_MEMORY`

`PSA_ERROR_INSUFFICIENT_STORAGE`

`PSA_ERROR_COMMUNICATION_FAILURE`

`PSA_ERROR_CORRUPTION_DETECTED`

PSA_ERROR_STORAGE_FAILURE

PSA_ERROR_DATA_CORRUPT

PSA_ERROR_DATA_INVALID

Description

Copy key material from one location to another.

This function is primarily useful to copy a key from one location to another, as it populates a key using the material from another key which can have a different lifetime.

This function can be used to share a key with a different party, subject to implementation-defined restrictions on key sharing.

The policy on the source key must have the usage flag [PSA_KEY_USAGE_COPY](#) set. This flag is sufficient to permit the copy if the key has the lifetime [PSA_KEY_LIFETIME_VOLATILE](#) or [PSA_KEY_LIFETIME_PERSISTENT](#). Some secure elements do not provide a way to copy a key without making it extractable from the secure element. If a key is located in such a secure element, then the key must have both usage flags [PSA_KEY_USAGE_COPY](#) and [PSA_KEY_USAGE_EXPORT](#) in order to make a copy of the key outside the secure element.

The resulting key can only be used in a way that conforms to both the policy of the original key and the policy specified in the `attributes` parameter:

- The usage flags on the resulting key are the bitwise-and of the usage flags on the source policy and the usage flags in `attributes`.
- If both permit the same algorithm or wildcard-based algorithm, the resulting key has the same permitted algorithm.
- If either of the policies permits an algorithm and the other policy allows a wildcard-based permitted algorithm that includes this algorithm, the resulting key uses this permitted algorithm.
- If the policies do not permit any algorithm in common, this function fails with the status `PSA_ERROR_INVALID_ARGUMENT`.

The effect of this function on implementation-defined attributes is implementation-defined.

9.6.2 Key destruction

`psa_destroy_key` (function)

Destroy a key.

```
psa_status_t psa_destroy_key(psa_key_id_t key);
```

Parameters

`key` Identifier of the key to erase. If this is `PSA_KEY_ID_NULL`, do nothing and return `PSA_SUCCESS`.

Returns: `psa_status_t`

<code>PSA_SUCCESS</code>	Success. If <code>key</code> was a valid key identifier, then the key material that it referred to has been erased. Alternatively, <code>key</code> was <code>PSA_KEY_ID_NULL</code> .
<code>PSA_ERROR_BAD_STATE</code>	The library requires initializing by a call to <code>psa_crypto_init()</code> .
<code>PSA_ERROR_INVALID_HANDLE</code>	<code>key</code> is neither a valid key identifier, nor <code>PSA_KEY_ID_NULL</code> .
<code>PSA_ERROR_NOT_PERMITTED</code>	The key cannot be erased because it is read-only, either due to a policy or due to physical restrictions.
<code>PSA_ERROR_COMMUNICATION_FAILURE</code>	There was an failure in communication with the cryptoprocessor. The key material might still be present in the cryptoprocessor.
<code>PSA_ERROR_CORRUPTION_DETECTED</code>	An unexpected condition which is not a storage corruption or a communication failure occurred. The cryptoprocessor might have been compromised.
<code>PSA_ERROR_STORAGE_FAILURE</code>	The storage operation failed. Implementations must make a best effort to erase key material even in this situation, however, it might be impossible to guarantee that the key material is not recoverable in such cases.
<code>PSA_ERROR_DATA_CORRUPT</code>	The storage is corrupted. Implementations must make a best effort to erase key material even in this situation, however, it might be impossible to guarantee that the key material is not recoverable in such cases.
<code>PSA_ERROR_DATA_INVALID</code>	

Description

This function destroys a key from both volatile memory and, if applicable, non-volatile storage. Implementations must make a best effort to ensure that that the key material cannot be recovered.

This function also erases any metadata such as policies and frees resources associated with the key.

Destroying the key makes the key identifier invalid, and the key identifier must not be used again by the application.

If a key is currently in use in a multi-part operation, then destroying the key will cause the multi-part operation to fail.

psa_purge_key (function)

Remove non-essential copies of key material from memory.

```
psa_status_t psa_purge_key(psa_key_id_t key);
```

Parameters

key	Identifier of the key to purge.
-----	---------------------------------

Returns: psa_status_t

PSA_SUCCESS	Success. The key material has been removed from memory, if the key material is not currently required.
PSA_ERROR_BAD_STATE	The library requires initializing by a call to psa_crypto_init() .
PSA_ERROR_INVALID_HANDLE	key is not a valid key identifier.
PSA_ERROR_COMMUNICATION_FAILURE	
PSA_ERROR_CORRUPTION_DETECTED	
PSA_ERROR_STORAGE_FAILURE	
PSA_ERROR_DATA_CORRUPT	
PSA_ERROR_DATA_INVALID	

Description

For keys that have been created with the [PSA_KEY_USAGE_CACHE](#) usage flag, an implementation is permitted to make additional copies of the key material that are not in storage and not for the purpose of ongoing operations.

This function will remove these extra copies of the key material from memory.

This function is not required to remove key material from memory in any of the following situations:

- The key is currently in use in a cryptographic operation.
- The key is volatile.

See also [Managing key material on page 38](#).

9.6.3 Key export

psa_export_key (function)

Export a key in binary format.

```
psa_status_t psa_export_key(psa_key_id_t key,  
                           uint8_t * data,  
                           size_t data_size,  
                           size_t * data_length);
```

Parameters

key	Identifier of the key to export. It must allow the usage PSA_KEY_USAGE_EXPORT , unless it is a public key.
data	Buffer where the key data is to be written.
data_size	Size of the data buffer in bytes. This must be appropriate for the key: <ul style="list-style-type: none">• The required output size is PSA_EXPORT_KEY_OUTPUT_SIZE(type, bits) where type is the key type and bits is the key size in bits.• PSA_EXPORT_KEY_PAIR_MAX_SIZE evaluates to the maximum output size of any supported key pair.• PSA_EXPORT_PUBLIC_KEY_MAX_SIZE evaluates to the maximum output size of any supported public key.• This API defines no maximum size for symmetric keys. Arbitrarily large data items can be stored in the key store, for example certificates that correspond to a stored private key or input material for key derivation.
data_length	On success, the number of bytes that make up the key data.

Returns: psa_status_t

PSA_SUCCESS	Success. The first (*data_length) bytes of data contain the exported key.
PSA_ERROR_BAD_STATE	The library requires initializing by a call to psa_crypto_init() .
PSA_ERROR_INVALID_HANDLE	key is not a valid key identifier.
PSA_ERROR_NOT_PERMITTED	The key does not have the PSA_KEY_USAGE_EXPORT flag.
PSA_ERROR_BUFFER_TOO_SMALL	The size of the data buffer is too small. PSA_EXPORT_KEY_OUTPUT_SIZE() or PSA_EXPORT_KEY_PAIR_MAX_SIZE can be used to determine a sufficient buffer size.
PSA_ERROR_NOT_SUPPORTED	The following conditions can result in this error: <ul style="list-style-type: none">• The key's storage location does not support export of the key.• The implementation does not support export of keys with this key type.
PSA_ERROR_INSUFFICIENT_MEMORY	
PSA_ERROR_COMMUNICATION_FAILURE	
PSA_ERROR_CORRUPTION_DETECTED	
PSA_ERROR_STORAGE_FAILURE	
PSA_ERROR_DATA_CORRUPT	
PSA_ERROR_DATA_INVALID	

Description

The output of this function can be passed to [psa_import_key\(\)](#) to create an equivalent object.

If the implementation of [psa_import_key\(\)](#) supports other formats beyond the format specified here, the output from [psa_export_key\(\)](#) must use the representation specified here, not the original representation.

For standard key types, the output format is as follows:

- For symmetric keys, excluding HMAC keys, the format is the raw bytes of the key.
- For HMAC keys that are shorter than, or equal in size to, the underlying hash algorithm block size, the format is the raw bytes of the key.

For HMAC keys that are longer than the underlying hash algorithm block size, the format is an [IMPLEMENTATION DEFINED](#) choice between the following formats:

1. The raw bytes of the key.
2. The raw bytes of the hash of the key, using the underlying hash algorithm.

See also [PSA_KEY_TYPE_HMAC](#).

- For DES, the key data consists of 8 bytes. The parity bits must be correct.
- For Triple-DES, the format is the concatenation of the two or three DES keys.
- For RSA key pairs, with key type [PSA_KEY_TYPE_RSA_KEY_PAIR](#), the format is the non-encrypted DER encoding of the representation defined by in *PKCS #1: RSA Cryptography Specifications Version 2.2* [\[RFC8017\]](#) as RSAPrivateKey, version 0.

```
RSAPrivateKey ::= SEQUENCE {  
    version          INTEGER, -- must be 0  
    modulus          INTEGER, -- n  
    publicExponent   INTEGER, -- e  
    privateExponent  INTEGER, -- d  
    prime1           INTEGER, -- p  
    prime2           INTEGER, -- q  
    exponent1        INTEGER, -- d mod (p-1)  
    exponent2        INTEGER, -- d mod (q-1)  
    coefficient       INTEGER, -- (inverse of q) mod p  
}
```

Note:

Although it is possible to define an RSA key pair or private key using a subset of these elements, the output from [psa_export_key\(\)](#) for an RSA key pair must include all of these elements.

- For elliptic curve key pairs, with key types for which [PSA_KEY_TYPE_IS_ECC_KEY_PAIR\(\)](#) is true, the format is a representation of the private value.
 - For Weierstrass curve families [PSA_ECC_FAMILY_SECT_XX](#), [PSA_ECC_FAMILY_SECP_XX](#), [PSA_ECC_FAMILY_FRP](#) and [PSA_ECC_FAMILY_BRAINPOOL_P_R1](#), the content of the `privateKey` field of the `ECPrivateKey` format defined by *Elliptic Curve Private Key Structure* [\[RFC5915\]](#). This is a $\text{ceiling}(m/8)$ -byte string in big-endian order where m is the key size in bits.

- For curve family [PSA_ECC_FAMILY_MONTGOMERY](#), the scalar value of the ‘private key’ in little-endian order as defined by *Elliptic Curves for Security* [\[RFC7748\] §6](#). The value must have the forced bits set to zero or one as specified by `decodeScalar25519()` and `decodeScalar448()` in [\[RFC7748\] §5](#). This is a $\text{ceiling}(m/8)$ -byte string where m is the key size in bits. This is 32 bytes for Curve25519, and 56 bytes for Curve448.
- For the Twisted Edwards curve family [PSA_ECC_FAMILY_TWISTED_EDWARDS](#), the private key is defined by *Edwards-Curve Digital Signature Algorithm (EdDSA)* [\[RFC8032\]](#). This is a 32-byte string for Edwards25519, and a 57-byte string for Edwards448.
- For Diffie-Hellman key exchange key pairs, with key types for which [PSA_KEY_TYPE_IS_DH_KEY_PAIR\(\)](#) is true, the format is the representation of the private key x as a big-endian byte string. The length of the byte string is the private key size in bytes, and leading zeroes are not stripped.
- For public keys, with key types for which [PSA_KEY_TYPE_IS_PUBLIC_KEY\(\)](#) is true, the format is the same as for [psa_export_public_key\(\)](#).

The policy on the key must have the usage flag [PSA_KEY_USAGE_EXPORT](#) set.

psa_export_public_key (function)

Export a public key or the public part of a key pair in binary format.

```
psa_status_t psa_export_public_key(psa_key_id_t key,
                                  uint8_t * data,
                                  size_t data_size,
                                  size_t * data_length);
```

Parameters

key	Identifier of the key to export.
data	Buffer where the key data is to be written.
data_size	Size of the data buffer in bytes. This must be appropriate for the key: <ul style="list-style-type: none"> • The required output size is PSA_EXPORT_PUBLIC_KEY_OUTPUT_SIZE(type, bits) where type is the key type and bits is the key size in bits. • PSA_EXPORT_PUBLIC_KEY_MAX_SIZE evaluates to the maximum output size of any supported public key or public part of a key pair.
data_length	On success, the number of bytes that make up the key data.

Returns: psa_status_t

PSA_SUCCESS	Success. The first (*data_length) bytes of data contain the exported public key.
PSA_ERROR_BAD_STATE	The library requires initializing by a call to psa_crypto_init() .
PSA_ERROR_INVALID_HANDLE	key is not a valid key identifier.
PSA_ERROR_BUFFER_TOO_SMALL	The size of the data buffer is too small. PSA_EXPORT_PUBLIC_KEY_OUTPUT_SIZE() or PSA_EXPORT_PUBLIC_KEY_MAX_SIZE can be used to determine a sufficient buffer size.

PSA_ERROR_INVALID_ARGUMENT	The key is neither a public key nor a key pair.
PSA_ERROR_NOT_SUPPORTED	The following conditions can result in this error: <ul style="list-style-type: none"> • The key's storage location does not support export of the key. • The implementation does not support export of keys with this key type.
PSA_ERROR_INSUFFICIENT_MEMORY	
PSA_ERROR_COMMUNICATION_FAILURE	
PSA_ERROR_CORRUPTION_DETECTED	
PSA_ERROR_STORAGE_FAILURE	
PSA_ERROR_DATA_CORRUPT	
PSA_ERROR_DATA_INVALID	

Description

The output of this function can be passed to [psa_import_key\(\)](#) to create an object that is equivalent to the public key.

If the implementation of [psa_import_key\(\)](#) supports other formats beyond the format specified here, the output from [psa_export_public_key\(\)](#) must use the representation specified here, not the original representation.

For standard key types, the output format is as follows:

- For RSA public keys, with key type [PSA_KEY_TYPE_RSA_PUBLIC_KEY](#), the DER encoding of the representation defined by *Algorithms and Identifiers for the Internet X.509 Public Key Infrastructure Certificate and Certificate Revocation List (CRL) Profile* [\[RFC3279\] §2.3.1](#) as RSAPublicKey.

```
RSAPublicKey ::= SEQUENCE {
    modulus          INTEGER,    -- n
    publicExponent   INTEGER    } -- e
```

- For elliptic curve key pairs, with key types for which [PSA_KEY_TYPE_IS_ECC_PUBLIC_KEY\(\)](#) is true, the format depends on the key family:
 - For Weierstrass curve families [PSA_ECC_FAMILY_SECT_XX](#), [PSA_ECC_FAMILY_SECP_XX](#), [PSA_ECC_FAMILY_FRP](#) and [PSA_ECC_FAMILY_BRAINPOOL_P_R1](#), the uncompressed representation of an elliptic curve point as an octet string defined in *SEC 1: Elliptic Curve Cryptography* [\[SEC1\] §2.3.3](#). If m is the bit size associated with the curve, i.e. the bit size of q for a curve over F_q . The representation consists of:
 - The byte `0x04`;
 - x_P as a $\text{ceiling}(m/8)$ -byte string, big-endian;
 - y_P as a $\text{ceiling}(m/8)$ -byte string, big-endian.
 - For curve family [PSA_ECC_FAMILY_MONTGOMERY](#), the scalar value of the 'public key' in little-endian order as defined by *Elliptic Curves for Security* [\[RFC7748\] §6](#). This is a $\text{ceiling}(m/8)$ -byte string where m is the key size in bits.
 - This is 32 bytes for Curve25519, computed as `X25519(private_key, 9)`.
 - This is 56 bytes for Curve448, computed as `X448(private_key, 5)`.

- For curve family `PSA_ECC_FAMILY_TWISTED_EDWARDS`, the public key is defined by *Edwards-Curve Digital Signature Algorithm (EdDSA)* [RFC8032].

This is a 32-byte string for Edwards25519, and a 57-byte string for Edwards448.

- For Diffie-Hellman key exchange public keys, with key types for which `PSA_KEY_TYPE_IS_DH_PUBLIC_KEY` is true, the format is the representation of the public key $y = g^x \bmod p$ as a big-endian byte string. The length of the byte string is the length of the base prime p in bytes.

Exporting a public key object or the public part of a key pair is always permitted, regardless of the key's usage flags.

PSA_EXPORT_KEY_OUTPUT_SIZE (macro)

Sufficient output buffer size for `psa_export_key()`.

```
#define PSA_EXPORT_KEY_OUTPUT_SIZE(key_type, key_bits) \
    /* implementation-defined value */
```

Parameters

<code>key_type</code>	A supported key type.
<code>key_bits</code>	The size of the key in bits.

Returns

If the parameters are valid and supported, return a buffer size in bytes that guarantees that `psa_export_key()` or `psa_export_public_key()` will not fail with `PSA_ERROR_BUFFER_TOO_SMALL`. If the parameters are a valid combination that is not supported by the implementation, this macro must return either a sensible size or 0. If the parameters are not valid, the return value is unspecified.

Description

The following code illustrates how to allocate enough memory to export a key by querying the key type and size at runtime.

```
psa_key_attributes_t attributes = PSA_KEY_ATTRIBUTES_INIT;
psa_status_t status;
status = psa_get_key_attributes(key, &attributes);
if (status != PSA_SUCCESS)
    handle_error(...);
psa_key_type_t key_type = psa_get_key_type(&attributes);
size_t key_bits = psa_get_key_bits(&attributes);
size_t buffer_size = PSA_EXPORT_KEY_OUTPUT_SIZE(key_type, key_bits);
psa_reset_key_attributes(&attributes);
uint8_t *buffer = malloc(buffer_size);
if (buffer == NULL)
    handle_error(...);
size_t buffer_length;
status = psa_export_key(key, buffer, buffer_size, &buffer_length);
if (status != PSA_SUCCESS)
    handle_error(...);
```

See also `PSA_EXPORT_KEY_PAIR_MAX_SIZE` and `PSA_EXPORT_PUBLIC_KEY_MAX_SIZE`.

PSA_EXPORT_PUBLIC_KEY_OUTPUT_SIZE (macro)

Sufficient output buffer size for [psa_export_public_key\(\)](#).

```
#define PSA_EXPORT_PUBLIC_KEY_OUTPUT_SIZE(key_type, key_bits) \  
    /* implementation-defined value */
```

Parameters

key_type	A public key or key pair key type.
key_bits	The size of the key in bits.

Returns

If the parameters are valid and supported, return a buffer size in bytes that guarantees that [psa_export_public_key\(\)](#) will not fail with `PSA_ERROR_BUFFER_TOO_SMALL`. If the parameters are a valid combination that is not supported by the implementation, this macro must return either a sensible size or 0. If the parameters are not valid, the return value is unspecified.

If the parameters are valid and supported, it is recommended that this macro returns the same result as [PSA_EXPORT_KEY_OUTPUT_SIZE\(PSA_KEY_TYPE_PUBLIC_KEY_OF_KEY_PAIR\(key_type\), key_bits\)](#).

Description

The following code illustrates how to allocate enough memory to export a public key by querying the key type and size at runtime.

```
psa_key_attributes_t attributes = PSA_KEY_ATTRIBUTES_INIT;  
psa_status_t status;  
status = psa_get_key_attributes(key, &attributes);  
if (status != PSA_SUCCESS)  
    handle_error(...);  
psa_key_type_t key_type = psa_get_key_type(&attributes);  
size_t key_bits = psa_get_key_bits(&attributes);  
size_t buffer_size = PSA_EXPORT_PUBLIC_KEY_OUTPUT_SIZE(key_type, key_bits);  
psa_reset_key_attributes(&attributes);  
uint8_t *buffer = malloc(buffer_size);  
if (buffer == NULL)  
    handle_error(...);  
size_t buffer_length;  
status = psa_export_public_key(key, buffer, buffer_size, &buffer_length);  
if (status != PSA_SUCCESS)  
    handle_error(...);
```

See also [PSA_EXPORT_PUBLIC_KEY_MAX_SIZE](#).

PSA_EXPORT_KEY_PAIR_MAX_SIZE (macro)

Sufficient buffer size for exporting any asymmetric key pair.

```
#define PSA_EXPORT_KEY_PAIR_MAX_SIZE /* implementation-defined value */
```

This value must be a sufficient buffer size when calling `psa_export_key()` to export any asymmetric key pair that is supported by the implementation, regardless of the exact key type and key size.

See also `PSA_EXPORT_KEY_OUTPUT_SIZE()`.

PSA_EXPORT_PUBLIC_KEY_MAX_SIZE (macro)

Sufficient buffer size for exporting any asymmetric public key.

```
#define PSA_EXPORT_PUBLIC_KEY_MAX_SIZE /* implementation-defined value */
```

This value must be a sufficient buffer size when calling `psa_export_key()` or `psa_export_public_key()` to export any asymmetric public key that is supported by the implementation, regardless of the exact key type and key size.

See also `PSA_EXPORT_PUBLIC_KEY_OUTPUT_SIZE()`.

10 Cryptographic operation reference

10.1 Algorithms

This specification encodes algorithms into a structured 32-bit integer value.

Algorithm identifiers are used for two purposes in the Crypto API:

1. To specify a specific algorithm to use in a cryptographic operation. These are all defined in [Cryptographic operation reference](#).
2. To specify the policy for a key, identifying the permitted algorithm for use with the key. This use is described in [Key policies on page 82](#).

The specific algorithm identifiers are described alongside the cryptographic operation functions to which they apply:

- [Hash algorithms on page 110](#)
- [MAC algorithms on page 131](#)
- [Cipher algorithms on page 147](#)
- [AEAD algorithms on page 172](#)
- [Key derivation algorithms on page 202](#)
- [Asymmetric signature algorithms on page 230](#)
- [Asymmetric encryption algorithms on page 250](#)
- [Key agreement algorithms on page 257](#)

10.1.1 Algorithm encoding

psa_algorithm_t (typedef)

Encoding of a cryptographic algorithm.

```
typedef uint32_t psa_algorithm_t;
```

This is a structured bitfield that identifies the category and type of algorithm. The range of algorithm identifier values is divided as follows:

0x00000000 Reserved as an invalid algorithm identifier.

0x00000001 – 0x7fffffff

Specification-defined algorithm identifiers. Algorithm identifiers defined by this standard always have bit 31 clear. Unallocated algorithm identifier values in this range are reserved for future use.

0x80000000 – 0xffffffff

Implementation-defined algorithm identifiers. Implementations that define additional algorithms must use an encoding with bit 31 set. The related support macros will be easier to write if these algorithm identifier encodings also respect the bitwise structure used by standard encodings.

For algorithms that can be applied to multiple key types, this identifier does not encode the key type. For example, for symmetric ciphers based on a block cipher, `psa_algorithm_t` encodes the block cipher mode and the padding mode while the block cipher itself is encoded via `psa_key_type_t`.

The [Algorithm and key type encoding on page 279](#) appendix provides a full definition of the algorithm identifier encoding.

PSA_ALG_NONE (macro)

An invalid algorithm identifier value.

```
#define PSA_ALG_NONE ((psa_algorithm_t)0)
```

Zero is not the encoding of any algorithm.

10.1.2 Algorithm categories

PSA_ALG_IS_HASH (macro)

Whether the specified algorithm is a hash algorithm.

```
#define PSA_ALG_IS_HASH(alg) /* specification-defined value */
```

Parameters

alg An algorithm identifier: a value of type `psa_algorithm_t`.

Returns

1 if alg is a hash algorithm, 0 otherwise. This macro can return either 0 or 1 if alg is not a supported algorithm identifier.

Description

See [Hash algorithms on page 110](#) for a list of defined hash algorithms.

PSA ALG IS MAC (macro)

Whether the specified algorithm is a MAC algorithm.

```
#define PSA_ALG_IS_MAC(alg) /* specification-defined value */
```

Parameters

alg An algorithm identifier: a value of type `psa_algorithm_t`.

Returns

1 if alg is a MAC algorithm, 0 otherwise. This macro can return either 0 or 1 if alg is not a supported algorithm identifier.

Description

See [MAC algorithms on page 131](#) for a list of defined MAC algorithms.

PSA_ALG_IS_CIPHER (macro)

Whether the specified algorithm is a symmetric cipher algorithm.

```
#define PSA_ALG_IS_CIPHER(alg) /* specification-defined value */
```

Parameters

alg An algorithm identifier: a value of type `psa_algorithm_t`.

Returns

1 if alg is a symmetric cipher algorithm, 0 otherwise. This macro can return either 0 or 1 if alg is not a supported algorithm identifier.

Description

See [Cipher algorithms on page 147](#) for a list of defined cipher algorithms.

PSA_ALG_IS_AEAD (macro)

Whether the specified algorithm is an authenticated encryption with associated data (AEAD) algorithm.

```
#define PSA_ALG_IS_AEAD(alg) /* specification-defined value */
```

Parameters

alg An algorithm identifier: a value of type `psa_algorithm_t`.

Returns

1 if alg is an AEAD algorithm, 0 otherwise. This macro can return either 0 or 1 if alg is not a supported algorithm identifier.

Description

See [AEAD algorithms on page 172](#) for a list of defined AEAD algorithms.

PSA_ALG_IS_SIGN (macro)

Whether the specified algorithm is an asymmetric signature algorithm, also known as public-key signature algorithm.

```
#define PSA_ALG_IS_SIGN(alg) /* specification-defined value */
```

Parameters

alg An algorithm identifier: a value of type `psa_algorithm_t`.

Returns

1 if alg is an asymmetric signature algorithm, 0 otherwise. This macro can return either 0 or 1 if alg is not a supported algorithm identifier.

Description

See [Asymmetric signature algorithms on page 230](#) for a list of defined signature algorithms.

PSA_ALG_IS_ASYMMETRIC_ENCRYPTION (macro)

Whether the specified algorithm is an asymmetric encryption algorithm, also known as public-key encryption algorithm.

```
#define PSA_ALG_IS_ASYMMETRIC_ENCRYPTION(alg) /* specification-defined value */
```

Parameters

alg An algorithm identifier: a value of type `psa_algorithm_t`.

Returns

1 if `alg` is an asymmetric encryption algorithm, 0 otherwise. This macro can return either 0 or 1 if `alg` is not a supported algorithm identifier.

Description

See [Asymmetric encryption algorithms on page 250](#) for a list of defined asymmetric encryption algorithms.

PSA_ALG_IS_KEY_AGREEMENT (macro)

Whether the specified algorithm is a key agreement algorithm.

```
#define PSA_ALG_IS_KEY_AGREEMENT(alg) /* specification-defined value */
```

Parameters

`alg` An algorithm identifier: a value of type `psa_algorithm_t`.

Returns

1 if `alg` is a key agreement algorithm, 0 otherwise. This macro can return either 0 or 1 if `alg` is not a supported algorithm identifier.

Description

See [Key agreement algorithms on page 257](#) for a list of defined key agreement algorithms.

PSA_ALG_IS_KEY_DERIVATION (macro)

Whether the specified algorithm is a key derivation algorithm.

```
#define PSA_ALG_IS_KEY_DERIVATION(alg) /* specification-defined value */
```

Parameters

`alg` An algorithm identifier: a value of type `psa_algorithm_t`.

Returns

1 if `alg` is a key derivation algorithm, 0 otherwise. This macro can return either 0 or 1 if `alg` is not a supported algorithm identifier.

Description

See [Key derivation algorithms on page 202](#) for a list of defined key derivation algorithms.

PSA_ALG_IS_WILDCARD (macro)

Whether the specified algorithm encoding is a wildcard.

```
#define PSA_ALG_IS_WILDCARD(alg) /* specification-defined value */
```

Parameters

`alg` An algorithm identifier: a value of type `psa_algorithm_t`.

Returns

1 if `alg` is a wildcard algorithm encoding.

0 if `alg` is a non-wildcard algorithm encoding that is suitable for an operation.

This macro can return either 0 or 1 if `alg` is not a supported algorithm identifier.

Description

Wildcard algorithm values can only be used to set the permitted algorithm field in a key policy, wildcard values cannot be used to perform an operation.

See [PSA_ALG_ANY_HASH](#) for example of how a wildcard algorithm can be used in a key policy.

PSA_ALG_GET_HASH (macro)

Get the hash used by a composite algorithm.

```
#define PSA_ALG_GET_HASH(alg) /* specification-defined value */
```

Parameters

`alg` An algorithm identifier: a value of type `psa_algorithm_t`.

Returns

The underlying hash algorithm if `alg` is a composite algorithm that uses a hash algorithm.

[PSA_ALG_NONE](#) if `alg` is not a composite algorithm that uses a hash.

Description

The following composite algorithms require a hash algorithm:

- [PSA_ALG_ECDSA\(\)](#)
- [PSA_ALG_HKDF\(\)](#)
- [PSA_ALG_HKDF_EXPAND\(\)](#)
- [PSA_ALG_HKDF_EXTRACT\(\)](#)
- [PSA_ALG_HMAC\(\)](#)
- [PSA_ALG_RSA_OAEP\(\)](#)
- [PSA_ALG_RSA_PKCS1V15_SIGN\(\)](#)
- [PSA_ALG_RSA_PSS\(\)](#)
- [PSA_ALG_RSA_PSS_ANY_SALT\(\)](#)
- [PSA_ALG_TLS12_PRF\(\)](#)
- [PSA_ALG_TLS12_PSK_TO_MS\(\)](#)
- [PSA_ALG_PBKDF2_HMAC\(\)](#)

10.2 Message digests (Hashes)

The single-part hash functions are:

- `psa_hash_compute()` to calculate the hash of a message.
- `psa_hash_compare()` to compare the hash of a message with a reference value.

The `psa_hash_operation_t` multi-part operation allows messages to be processed in fragments. A multi-part hash operation is used as follows:

1. Initialize the `psa_hash_operation_t` object to zero, or by assigning the value of the associated macro `PSA_HASH_OPERATION_INIT`.
2. Call `psa_hash_setup()` to specify the required hash algorithm, call `psa_hash_clone()` to duplicate the state of active `psa_hash_operation_t` object, or call `psa_hash_resume()` to restart a hash operation with the output from a previously suspended hash operation.
3. Call the `psa_hash_update()` function on successive chunks of the message.
4. At the end of the message, call the required finishing function:
 - To suspend the hash operation and extract a hash suspend state, call `psa_hash_suspend()`. The output state can subsequently be used to resume the hash operation.
 - To calculate the digest of a message, call `psa_hash_finish()`.
 - To verify the digest of a message against a reference value, call `psa_hash_verify()`.

To abort the operation or recover from an error, call `psa_hash_abort()`.

10.2.1 Hash algorithms

PSA_ALG_MD2 (macro)

The MD2 message-digest algorithm.

```
#define PSA_ALG_MD2 ((psa_algorithm_t)0x02000001)
```

Warning: The MD2 hash is weak and deprecated and is only recommended for use in legacy applications.

MD2 is defined in *The MD2 Message-Digest Algorithm* [RFC1319].

PSA_ALG_MD4 (macro)

The MD4 message-digest algorithm.

```
#define PSA_ALG_MD4 ((psa_algorithm_t)0x02000002)
```

Warning: The MD4 hash is weak and deprecated and is only recommended for use in legacy applications.

MD4 is defined in *The MD4 Message-Digest Algorithm* [\[RFC1320\]](#).

PSA_ALG_MD5 (macro)

The MD5 message-digest algorithm.

```
#define PSA_ALG_MD5 ((psa_algorithm_t)0x02000003)
```

Warning: The MD5 hash is weak and deprecated and is only recommended for use in legacy applications.

MD5 is defined in *The MD5 Message-Digest Algorithm* [\[RFC1321\]](#).

PSA_ALG_RIPEMD160 (macro)

The RIPEMD-160 message-digest algorithm.

```
#define PSA_ALG_RIPEMD160 ((psa_algorithm_t)0x02000004)
```

RIPEMD-160 is defined in *RIPEMD-160: A Strengthened Version of RIPEMD* [\[RIPEMD\]](#), and also in *ISO/IEC 10118-3:2018 IT Security techniques – Hash-functions – Part 3: Dedicated hash-functions* [\[ISO10118\]](#).

PSA_ALG_SHA_1 (macro)

The SHA-1 message-digest algorithm.

```
#define PSA_ALG_SHA_1 ((psa_algorithm_t)0x02000005)
```

Warning: The SHA-1 hash is weak and deprecated and is only recommended for use in legacy applications.

SHA-1 is defined in *FIPS Publication 180-4: Secure Hash Standard (SHS)* [\[FIPS180-4\]](#).

PSA_ALG_SHA_224 (macro)

The SHA-224 message-digest algorithm.

```
#define PSA_ALG_SHA_224 ((psa_algorithm_t)0x02000008)
```

SHA-224 is defined in [\[FIPS180-4\]](#).

PSA_ALG_SHA_256 (macro)

The SHA-256 message-digest algorithm.

```
#define PSA_ALG_SHA_256 ((psa_algorithm_t)0x02000009)
```

SHA-256 is defined in [\[FIPS180-4\]](#).

PSA_ALG_SHA_384 (macro)

The SHA-384 message-digest algorithm.

```
#define PSA_ALG_SHA_384 ((psa_algorithm_t)0x0200000a)
```

SHA-384 is defined in [\[FIPS180-4\]](#).

PSA_ALG_SHA_512 (macro)

The SHA-512 message-digest algorithm.

```
#define PSA_ALG_SHA_512 ((psa_algorithm_t)0x0200000b)
```

SHA-512 is defined in [\[FIPS180-4\]](#).

PSA_ALG_SHA_512_224 (macro)

The SHA-512/224 message-digest algorithm.

```
#define PSA_ALG_SHA_512_224 ((psa_algorithm_t)0x0200000c)
```

SHA-512/224 is defined in [\[FIPS180-4\]](#).

PSA_ALG_SHA_512_256 (macro)

The SHA-512/256 message-digest algorithm.

```
#define PSA_ALG_SHA_512_256 ((psa_algorithm_t)0x0200000d)
```

SHA-512/256 is defined in [\[FIPS180-4\]](#).

PSA_ALG_SHA3_224 (macro)

The SHA3-224 message-digest algorithm.

```
#define PSA_ALG_SHA3_224 ((psa_algorithm_t)0x02000010)
```

SHA3-224 is defined in *FIPS Publication 202: SHA-3 Standard: Permutation-Based Hash and Extendable-Output Functions* [\[FIPS202\]](#).

PSA_ALG_SHA3_256 (macro)

The SHA3-256 message-digest algorithm.

```
#define PSA_ALG_SHA3_256 ((psa_algorithm_t)0x02000011)
```

SHA3-256 is defined in [\[FIPS202\]](#).

PSA_ALG_SHA3_384 (macro)

The SHA3-384 message-digest algorithm.

```
#define PSA_ALG_SHA3_384 ((psa_algorithm_t)0x02000012)
```

SHA3-384 is defined in [\[FIPS202\]](#).

PSA_ALG_SHA3_512 (macro)

The SHA3-512 message-digest algorithm.

```
#define PSA_ALG_SHA3_512 ((psa_algorithm_t)0x02000013)
```

SHA3-512 is defined in [\[FIPS202\]](#).

PSA_ALG_SHAKE256_512 (macro)

The first 512 bits (64 bytes) of the SHAKE256 output.

```
#define PSA_ALG_SHAKE256_512 ((psa_algorithm_t)0x02000015)
```

This is the prehashing for Ed448ph (see [PSA_ALG_ED448PH](#)).

SHAKE256 is defined in [\[FIPS202\]](#).

Note:

For other scenarios where a hash function based on SHA3 or SHAKE is required, SHA3-512 is recommended. SHA3-512 has the same output size, and a theoretically higher security strength.

PSA_ALG_SM3 (macro)

The SM3 message-digest algorithm.

```
#define PSA_ALG_SM3 ((psa_algorithm_t)0x02000014)
```

SM3 is defined in *ISO/IEC 10118-3:2018 IT Security techniques – Hash-functions – Part 3: Dedicated hash-functions* [\[ISO10118\]](#), and also in *GM/T 0004-2012: SM3 cryptographic hash algorithm* [\[CSTC0004\]](#) (English version [\[CSTC0004/E\]](#)).

10.2.2 Single-part hashing functions

psa_hash_compute (function)

Calculate the hash (digest) of a message.

```
psa_status_t psa_hash_compute(psa_algorithm_t alg,
                              const uint8_t * input,
                              size_t input_length,
                              uint8_t * hash,
                              size_t hash_size,
                              size_t * hash_length);
```

Parameters

alg	The hash algorithm to compute: a value of type <code>psa_algorithm_t</code> such that <code>PSA_ALG_IS_HASH(alg)</code> is true.
input	Buffer containing the message to hash.
input_length	Size of the input buffer in bytes.
hash	Buffer where the hash is to be written.
hash_size	Size of the hash buffer in bytes. This must be at least <code>PSA_HASH_LENGTH(alg)</code> .
hash_length	On success, the number of bytes that make up the hash value. This is always <code>PSA_HASH_LENGTH(alg)</code> .

Returns: `psa_status_t`

<code>PSA_SUCCESS</code>	Success. The first <code>(*hash_length)</code> bytes of hash contain the hash value.
<code>PSA_ERROR_BAD_STATE</code>	The library requires initializing by a call to <code>psa_crypto_init()</code> .
<code>PSA_ERROR_BUFFER_TOO_SMALL</code>	The size of the hash buffer is too small. <code>PSA_HASH_LENGTH()</code> can be used to determine a sufficient buffer size.
<code>PSA_ERROR_INVALID_ARGUMENT</code>	The following conditions can result in this error: <ul style="list-style-type: none">• <code>alg</code> is not a hash algorithm.• <code>input_length</code> is too large for <code>alg</code>.
<code>PSA_ERROR_NOT_SUPPORTED</code>	The following conditions can result in this error: <ul style="list-style-type: none">• <code>alg</code> is not supported or is not a hash algorithm.• <code>input_length</code> is too large for the implementation.
<code>PSA_ERROR_INSUFFICIENT_MEMORY</code>	
<code>PSA_ERROR_COMMUNICATION_FAILURE</code>	
<code>PSA_ERROR_CORRUPTION_DETECTED</code>	

Description

Note:

To verify the hash of a message against an expected value, use [psa_hash_compare\(\)](#) instead.

psa_hash_compare (function)

Calculate the hash (digest) of a message and compare it with a reference value.

```
psa_status_t psa_hash_compare(psa_algorithm_t alg,
                              const uint8_t * input,
                              size_t input_length,
                              const uint8_t * hash,
                              size_t hash_length);
```

Parameters

alg	The hash algorithm to compute: a value of type psa_algorithm_t such that PSA_ALG_IS_HASH(alg) is true.
input	Buffer containing the message to hash.
input_length	Size of the input buffer in bytes.
hash	Buffer containing the expected hash value.
hash_length	Size of the hash buffer in bytes.

Returns: psa_status_t

PSA_SUCCESS	Success. The expected hash is identical to the actual hash of the input.
PSA_ERROR_BAD_STATE	The library requires initializing by a call to psa_crypto_init() .
PSA_ERROR_INVALID_SIGNATURE	The calculated hash of the message does not match the value in hash.
PSA_ERROR_INVALID_ARGUMENT	The following conditions can result in this error: <ul style="list-style-type: none">• alg is not a hash algorithm.• input_length is too large for alg.
PSA_ERROR_NOT_SUPPORTED	The following conditions can result in this error: <ul style="list-style-type: none">• alg is not supported or is not a hash algorithm.• input_length is too large for the implementation.
PSA_ERROR_INSUFFICIENT_MEMORY	
PSA_ERROR_COMMUNICATION_FAILURE	
PSA_ERROR_CORRUPTION_DETECTED	

10.2.3 Multi-part hashing operations

`psa_hash_operation_t` (typedef)

The type of the state object for multi-part hash operations.

```
typedef /* implementation-defined type */ psa_hash_operation_t;
```

Before calling any function on a hash operation object, the application must initialize it by any of the following means:

- Set the object to all-bits-zero, for example:

```
psa_hash_operation_t operation;  
memset(&operation, 0, sizeof(operation));
```

- Initialize the object to logical zero values by declaring the object as static or global without an explicit initializer, for example:

```
static psa_hash_operation_t operation;
```

- Initialize the object to the initializer `PSA_HASH_OPERATION_INIT`, for example:

```
psa_hash_operation_t operation = PSA_HASH_OPERATION_INIT;
```

- Assign the result of the function `psa_hash_operation_init()` to the object, for example:

```
psa_hash_operation_t operation;  
operation = psa_hash_operation_init();
```

This is an implementation-defined type. Applications that make assumptions about the content of this object will result in implementation-specific behavior, and are non-portable.

`PSA_HASH_OPERATION_INIT` (macro)

This macro returns a suitable initializer for a hash operation object of type `psa_hash_operation_t`.

```
#define PSA_HASH_OPERATION_INIT /* implementation-defined value */
```

`psa_hash_operation_init` (function)

Return an initial value for a hash operation object.

```
psa_hash_operation_t psa_hash_operation_init(void);
```

Returns: `psa_hash_operation_t`

psa_hash_setup (function)

Set up a multi-part hash operation.

```
psa_status_t psa_hash_setup(psa_hash_operation_t * operation,  
                             psa_algorithm_t alg);
```

Parameters

<code>operation</code>	The operation object to set up. It must have been initialized as per the documentation for <code>psa_hash_operation_t</code> and not yet in use.
<code>alg</code>	The hash algorithm to compute: a value of type <code>psa_algorithm_t</code> such that <code>PSA_ALG_IS_HASH(alg)</code> is true.

Returns: `psa_status_t`

<code>PSA_SUCCESS</code>	Success.
<code>PSA_ERROR_BAD_STATE</code>	The following conditions can result in this error: <ul style="list-style-type: none">• The operation state is not valid: it must be inactive.• The library requires initializing by a call to <code>psa_crypto_init()</code>.
<code>PSA_ERROR_INVALID_ARGUMENT</code>	<code>alg</code> is not a hash algorithm.
<code>PSA_ERROR_NOT_SUPPORTED</code>	<code>alg</code> is not supported or is not a hash algorithm.
<code>PSA_ERROR_INSUFFICIENT_MEMORY</code>	
<code>PSA_ERROR_COMMUNICATION_FAILURE</code>	
<code>PSA_ERROR_CORRUPTION_DETECTED</code>	

Description

The sequence of operations to calculate a hash (message digest) is as follows:

1. Allocate an operation object which will be passed to all the functions listed here.
2. Initialize the operation object with one of the methods described in the documentation for `psa_hash_operation_t`, e.g. `PSA_HASH_OPERATION_INIT`.
3. Call `psa_hash_setup()` to specify the algorithm.
4. Call `psa_hash_update()` zero, one or more times, passing a fragment of the message each time. The hash that is calculated is the hash of the concatenation of these messages in order.
5. To calculate the hash, call `psa_hash_finish()`. To compare the hash with an expected value, call `psa_hash_verify()`. To suspend the hash operation and extract the current state, call `psa_hash_suspend()`.

If an error occurs at any step after a call to `psa_hash_setup()`, the operation will need to be reset by a call to `psa_hash_abort()`. The application can call `psa_hash_abort()` at any time after the operation has been initialized.

After a successful call to `psa_hash_setup()`, the application must eventually terminate the operation. The following events terminate an operation:

- A successful call to [psa_hash_finish\(\)](#) or [psa_hash_verify\(\)](#) or [psa_hash_suspend\(\)](#).
- A call to [psa_hash_abort\(\)](#).

psa_hash_update (function)

Add a message fragment to a multi-part hash operation.

```
psa_status_t psa_hash_update(psa_hash_operation_t * operation,
                             const uint8_t * input,
                             size_t input_length);
```

Parameters

operation	Active hash operation.
input	Buffer containing the message fragment to hash.
input_length	Size of the input buffer in bytes.

Returns: `psa_status_t`

PSA_SUCCESS	Success.
PSA_ERROR_BAD_STATE	The following conditions can result in this error: <ul style="list-style-type: none"> • The operation state is not valid: it must be active. • The library requires initializing by a call to psa_crypto_init().
PSA_ERROR_INVALID_ARGUMENT	The total input for the operation is too large for the hash algorithm.
PSA_ERROR_NOT_SUPPORTED	The total input for the operation is too large for the implementation.
PSA_ERROR_INSUFFICIENT_MEMORY	
PSA_ERROR_COMMUNICATION_FAILURE	
PSA_ERROR_CORRUPTION_DETECTED	

Description

The application must call [psa_hash_setup\(\)](#) or [psa_hash_resume\(\)](#) before calling this function.

If this function returns an error status, the operation enters an error state and must be aborted by calling [psa_hash_abort\(\)](#).

psa_hash_finish (function)

Finish the calculation of the hash of a message.

```
psa_status_t psa_hash_finish(psa_hash_operation_t * operation,
                             uint8_t * hash,
                             size_t hash_size,
                             size_t * hash_length);
```

Parameters

operation	Active hash operation.
hash	Buffer where the hash is to be written.
hash_size	Size of the hash buffer in bytes. This must be at least PSA_HASH_LENGTH(alg) where alg is the algorithm that the operation performs.
hash_length	On success, the number of bytes that make up the hash value. This is always PSA_HASH_LENGTH(alg) where alg is the hash algorithm that the operation performs.

Returns: psa_status_t

PSA_SUCCESS	Success. The first (*hash_length) bytes of hash contain the hash value.
PSA_ERROR_BAD_STATE	The following conditions can result in this error: <ul style="list-style-type: none">• The operation state is not valid: it must be active.• The library requires initializing by a call to psa_crypto_init().
PSA_ERROR_BUFFER_TOO_SMALL	The size of the hash buffer is too small. PSA_HASH_LENGTH() can be used to determine a sufficient buffer size.
PSA_ERROR_INSUFFICIENT_MEMORY	
PSA_ERROR_COMMUNICATION_FAILURE	
PSA_ERROR_CORRUPTION_DETECTED	

Description

The application must call [psa_hash_setup\(\)](#) or [psa_hash_resume\(\)](#) before calling this function. This function calculates the hash of the message formed by concatenating the inputs passed to preceding calls to [psa_hash_update\(\)](#).

When this function returns successfully, the operation becomes inactive. If this function returns an error status, the operation enters an error state and must be aborted by calling [psa_hash_abort\(\)](#).

Warning: It is not recommended to use this function when a specific value is expected for the hash. Call [psa_hash_verify\(\)](#) instead with the expected hash value.

Comparing integrity or authenticity data such as hash values with a function such as `memcmp()` is risky because the time taken by the comparison might leak information about the hashed data which could allow an attacker to guess a valid hash and thereby bypass security controls.

psa_hash_verify (function)

Finish the calculation of the hash of a message and compare it with an expected value.

```
psa_status_t psa_hash_verify(psa_hash_operation_t * operation,
                             const uint8_t * hash,
                             size_t hash_length);
```

Parameters

operation	Active hash operation.
hash	Buffer containing the expected hash value.
hash_length	Size of the hash buffer in bytes.

Returns: psa_status_t

PSA_SUCCESS	Success. The expected hash is identical to the actual hash of the message.
PSA_ERROR_BAD_STATE	The following conditions can result in this error: <ul style="list-style-type: none">• The operation state is not valid: it must be active.• The library requires initializing by a call to psa_crypto_init().
PSA_ERROR_INVALID_SIGNATURE	The calculated hash of the message does not match the value in hash.
PSA_ERROR_INSUFFICIENT_MEMORY	
PSA_ERROR_COMMUNICATION_FAILURE	
PSA_ERROR_CORRUPTION_DETECTED	

Description

The application must call [psa_hash_setup\(\)](#) before calling this function. This function calculates the hash of the message formed by concatenating the inputs passed to preceding calls to [psa_hash_update\(\)](#). It then compares the calculated hash with the expected hash passed as a parameter to this function.

When this function returns successfully, the operation becomes inactive. If this function returns an error status, the operation enters an error state and must be aborted by calling [psa_hash_abort\(\)](#).

Note:

Implementations must make the best effort to ensure that the comparison between the actual hash and the expected hash is performed in constant time.

psa_hash_abort (function)

Abort a hash operation.

```
psa_status_t psa_hash_abort(psa_hash_operation_t * operation);
```

Parameters

operation Initialized hash operation.

Returns: psa_status_t

PSA_SUCCESS Success. The operation object can now be discarded or reused.

PSA_ERROR_BAD_STATE The library requires initializing by a call to [psa_crypto_init\(\)](#).

PSA_ERROR_COMMUNICATION_FAILURE

PSA_ERROR_CORRUPTION_DETECTED

Description

Aborting an operation frees all associated resources except for the operation object itself. Once aborted, the operation object can be reused for another operation by calling [psa_hash_setup\(\)](#) again.

This function can be called any time after the operation object has been initialized by one of the methods described in [psa_hash_operation_t](#).

In particular, calling [psa_hash_abort\(\)](#) after the operation has been terminated by a call to [psa_hash_abort\(\)](#), [psa_hash_finish\(\)](#) or [psa_hash_verify\(\)](#) is safe and has no effect.

psa_hash_suspend (function)

Halt the hash operation and extract the intermediate state of the hash computation.

```
psa_status_t psa_hash_suspend(psa_hash_operation_t * operation,
                              uint8_t * hash_state,
                              size_t hash_state_size,
                              size_t * hash_state_length);
```

Parameters

operation Active hash operation.

hash_state Buffer where the hash suspend state is to be written.

hash_state_size Size of the hash_state buffer in bytes. This must be appropriate for the selected algorithm:

- A sufficient output size is [PSA_HASH_SUSPEND_OUTPUT_SIZE\(alg\)](#) where alg is the algorithm that was used to set up the operation.
- [PSA_HASH_SUSPEND_OUTPUT_MAX_SIZE](#) evaluates to the maximum output size of any supported hash algorithm.

hash_state_length On success, the number of bytes that make up the hash suspend state.

Returns: `psa_status_t`

<code>PSA_SUCCESS</code>	Success. The first (<code>*hash_state_length</code>) bytes of <code>hash_state</code> contain the intermediate hash state.
<code>PSA_ERROR_BAD_STATE</code>	The following conditions can result in this error: <ul style="list-style-type: none">• The operation state is not valid: it must be active.• The library requires initializing by a call to psa_crypto_init().
<code>PSA_ERROR_BUFFER_TOO_SMALL</code>	The size of the <code>hash_state</code> buffer is too small. PSA_HASH_SUSPEND_OUTPUT_SIZE() or PSA_HASH_SUSPEND_OUTPUT_MAX_SIZE can be used to determine a sufficient buffer size.
<code>PSA_ERROR_NOT_SUPPORTED</code>	The hash algorithm being computed does not support suspend and resume.
<code>PSA_ERROR_INSUFFICIENT_MEMORY</code>	
<code>PSA_ERROR_COMMUNICATION_FAILURE</code>	
<code>PSA_ERROR_CORRUPTION_DETECTED</code>	

Description

The application must call [psa_hash_setup\(\)](#) or [psa_hash_resume\(\)](#) before calling this function. This function extracts an intermediate state of the hash computation of the message formed by concatenating the inputs passed to preceding calls to [psa_hash_update\(\)](#).

This function can be used to halt a hash operation, and then resume the hash operation at a later time, or in another application, by transferring the extracted hash suspend state to a call to [psa_hash_resume\(\)](#).

When this function returns successfully, the operation becomes inactive. If this function returns an error status, the operation enters an error state and must be aborted by calling [psa_hash_abort\(\)](#).

Hash suspend and resume is not defined for the SHA3 family of hash algorithms. [Hash suspend state on page 128](#) defines the format of the output from [psa_hash_suspend\(\)](#).

Warning: Applications must not use any of the hash suspend state as if it was a hash output. Instead, the suspend state must only be used to resume a hash operation, and [psa_hash_finish\(\)](#) or [psa_hash_verify\(\)](#) can then calculate or verify the final hash value.

Usage

The sequence of operations to suspend and resume a hash operation is as follows:

1. Compute the first part of the hash.
 - a. Allocate an operation object and initialize it as described in the documentation for [psa_hash_operation_t](#).
 - b. Call [psa_hash_setup\(\)](#) to specify the algorithm.
 - c. Call [psa_hash_update\(\)](#) zero, one or more times, passing a fragment of the message each time.
 - d. Call [psa_hash_suspend\(\)](#) to extract the hash suspend state into a buffer.
2. Pass the hash state buffer to the application which will resume the operation.
3. Compute the rest of the hash.

- a. Allocate an operation object and initialize it as described in the documentation for [psa_hash_operation_t](#).
- b. Call [psa_hash_resume\(\)](#) with the extracted hash state.
- c. Call [psa_hash_update\(\)](#) zero, one or more times, passing a fragment of the message each time.
- d. To calculate the hash, call [psa_hash_finish\(\)](#). To compare the hash with an expected value, call [psa_hash_verify\(\)](#).

If an error occurs at any step after a call to [psa_hash_setup\(\)](#) or [psa_hash_resume\(\)](#), the operation will need to be reset by a call to [psa_hash_abort\(\)](#). The application can call [psa_hash_abort\(\)](#) at any time after the operation has been initialized.

psa_hash_resume (function)

Set up a multi-part hash operation using the hash suspend state from a previously suspended hash operation.

```
psa_status_t psa_hash_resume(psa_hash_operation_t * operation,
                             const uint8_t * hash_state,
                             size_t hash_state_length);
```

Parameters

operation	The operation object to set up. It must have been initialized as per the documentation for psa_hash_operation_t and not yet in use.
hash_state	A buffer containing the suspended hash state which is to be resumed. This must be in the format output by psa_hash_suspend() , which is described in Hash suspend state format on page 128 .
hash_state_length	Length of hash_state in bytes.

Returns: psa_status_t

PSA_SUCCESS	Success.
PSA_ERROR_BAD_STATE	The following conditions can result in this error: <ul style="list-style-type: none"> • The operation state is not valid: it must be inactive. • The library requires initializing by a call to psa_crypto_init().
PSA_ERROR_INVALID_ARGUMENT	hash_state does not correspond to a valid hash suspend state. See Hash suspend state format on page 128 for the definition.
PSA_ERROR_NOT_SUPPORTED	The provided hash suspend state is for an algorithm that is not supported.
PSA_ERROR_INSUFFICIENT_MEMORY	
PSA_ERROR_COMMUNICATION_FAILURE	
PSA_ERROR_CORRUPTION_DETECTED	

Description

See [psa_hash_suspend\(\)](#) for an example of how to use this function to suspend and resume a hash operation.

After a successful call to [psa_hash_resume\(\)](#), the application must eventually terminate the operation. The following events terminate an operation:

- A successful call to [psa_hash_finish\(\)](#), [psa_hash_verify\(\)](#) or [psa_hash_suspend\(\)](#).
- A call to [psa_hash_abort\(\)](#).

psa_hash_clone (function)

Clone a hash operation.

```
psa_status_t psa_hash_clone(const psa_hash_operation_t * source_operation,  
                           psa_hash_operation_t * target_operation);
```

Parameters

source_operation	The active hash operation to clone.
target_operation	The operation object to set up. It must be initialized but not active.

Returns: `psa_status_t`

PSA_SUCCESS	Success. <code>target_operation</code> is ready to continue the same hash operation as <code>source_operation</code> .
PSA_ERROR_BAD_STATE	The following conditions can result in this error: <ul style="list-style-type: none">• The <code>source_operation</code> state is not valid: it must be active.• The <code>target_operation</code> state is not valid: it must be inactive.• The library requires initializing by a call to psa_crypto_init().
PSA_ERROR_INSUFFICIENT_MEMORY	
PSA_ERROR_COMMUNICATION_FAILURE	
PSA_ERROR_CORRUPTION_DETECTED	

Description

This function copies the state of an ongoing hash operation to a new operation object. In other words, this function is equivalent to calling [psa_hash_setup\(\)](#) on `target_operation` with the same algorithm that `source_operation` was set up for, then [psa_hash_update\(\)](#) on `target_operation` with the same input that that was passed to `source_operation`. After this function returns, the two objects are independent, i.e. subsequent calls involving one of the objects do not affect the other object.

10.2.4 Support macros

PSA_HASH_LENGTH (macro)

The size of the output of `psa_hash_compute()` and `psa_hash_finish()`, in bytes.

```
#define PSA_HASH_LENGTH(alg) /* implementation-defined value */
```

Parameters

<code>alg</code>	A hash algorithm or an HMAC algorithm: a value of type <code>psa_algorithm_t</code> such that <code>(PSA_ALG_IS_HASH(alg) PSA_ALG_IS_HMAC(alg))</code> is true.
------------------	--

Returns

The hash length for the specified hash algorithm. If the hash algorithm is not recognized, return 0. An implementation can return either 0 or the correct size for a hash algorithm that it recognizes, but does not support.

Description

This is also the hash length that `psa_hash_compare()` and `psa_hash_verify()` expect.

See also `PSA_HASH_MAX_SIZE`.

PSA_HASH_MAX_SIZE (macro)

Maximum size of a hash.

```
#define PSA_HASH_MAX_SIZE /* implementation-defined value */
```

It is recommended that this value is the maximum size of a hash supported by the implementation, in bytes. The value must not be smaller than this maximum.

See also `PSA_HASH_LENGTH()`.

PSA_HASH_SUSPEND_OUTPUT_SIZE (macro)

A sufficient hash suspend state buffer size for `psa_hash_suspend()`, in bytes.

```
#define PSA_HASH_SUSPEND_OUTPUT_SIZE(alg) /* specification-defined value */
```

Parameters

<code>alg</code>	A hash algorithm: a value of type <code>psa_algorithm_t</code> such that <code>PSA_ALG_IS_HASH(alg)</code> is true.
------------------	---

Returns

A sufficient output size for the algorithm. If the hash algorithm is not recognized, or is not supported by `psa_hash_suspend()`, return 0. An implementation can return either 0 or a correct size for a hash algorithm that it recognizes, but does not support.

For a supported hash algorithm `alg`, the following expression is true:

```
PSA_HASH_SUSPEND_OUTPUT_SIZE(alg) == PSA_HASH_SUSPEND_ALGORITHM_FIELD_LENGTH +  
                                       PSA_HASH_SUSPEND_INPUT_LENGTH_FIELD_LENGTH(alg) +  
                                       PSA_HASH_SUSPEND_HASH_STATE_FIELD_LENGTH(alg) +  
                                       PSA_HASH_BLOCK_LENGTH(alg) - 1
```

Description

If the size of the hash state buffer is at least this large, it is guaranteed that `psa_hash_suspend()` will not fail due to an insufficient buffer size. The actual size of the output might be smaller in any given call.

See also `PSA_HASH_SUSPEND_OUTPUT_MAX_SIZE`.

PSA_HASH_SUSPEND_OUTPUT_MAX_SIZE (macro)

A sufficient hash suspend state buffer size for `psa_hash_suspend()`, for any supported hash algorithms.

```
#define PSA_HASH_SUSPEND_OUTPUT_MAX_SIZE /* implementation-defined value */
```

If the size of the hash state buffer is at least this large, it is guaranteed that `psa_hash_suspend()` will not fail due to an insufficient buffer size.

See also `PSA_HASH_SUSPEND_OUTPUT_SIZE()`.

PSA_HASH_SUSPEND_ALGORITHM_FIELD_LENGTH (macro)

The size of the *algorithm* field that is part of the output of `psa_hash_suspend()`, in bytes.

```
#define PSA_HASH_SUSPEND_ALGORITHM_FIELD_LENGTH ((size_t)4)
```

Applications can use this value to unpack the hash suspend state that is output by `psa_hash_suspend()`.

PSA_HASH_SUSPEND_INPUT_LENGTH_FIELD_LENGTH (macro)

The size of the *input-length* field that is part of the output of `psa_hash_suspend()`, in bytes.

```
#define PSA_HASH_SUSPEND_INPUT_LENGTH_FIELD_LENGTH(alg) \  
    /* specification-defined value */
```

Parameters

alg A hash algorithm: a value of type `psa_algorithm_t` such that `PSA_ALG_IS_HASH(alg)` is true.

Returns

The size, in bytes, of the *input-length* field of the hash suspend state for the specified hash algorithm. If the hash algorithm is not recognized, return 0. An implementation can return either 0 or the correct size for a hash algorithm that it recognizes, but does not support.

The algorithm-specific values are defined in *Hash suspend state field sizes* on page 129.

Description

Applications can use this value to unpack the hash suspend state that is output by `psa_hash_suspend()`.

PSA_HASH_SUSPEND_HASH_STATE_FIELD_LENGTH (macro)

The size of the *hash-state* field that is part of the output of `psa_hash_suspend()`, in bytes.

```
#define PSA_HASH_SUSPEND_HASH_STATE_FIELD_LENGTH(alg) \
    /* specification-defined value */
```

Parameters

alg A hash algorithm: a value of type `psa_algorithm_t` such that `PSA_ALG_IS_HASH(alg)` is true.

Returns

The size, in bytes, of the *hash-state* field of the hash suspend state for the specified hash algorithm. If the hash algorithm is not recognized, return 0. An implementation can return either 0 or the correct size for a hash algorithm that it recognizes, but does not support.

The algorithm-specific values are defined in [Hash suspend state field sizes on page 129](#).

Description

Applications can use this value to unpack the hash suspend state that is output by `psa_hash_suspend()`.

PSA_HASH_BLOCK_LENGTH (macro)

The input block size of a hash algorithm, in bytes.

```
#define PSA_HASH_BLOCK_LENGTH(alg) /* implementation-defined value */
```

Parameters

alg A hash algorithm: a value of type `psa_algorithm_t` such that `PSA_ALG_IS_HASH(alg)` is true.

Returns

The block size in bytes for the specified hash algorithm. If the hash algorithm is not recognized, return 0. An implementation can return either 0 or the correct size for a hash algorithm that it recognizes, but does not support.

Description

Hash algorithms process their input data in blocks. Hash operations will retain any partial blocks until they have enough input to fill the block or until the operation is finished.

This affects the output from [psa_hash_suspend\(\)](#).

10.2.5 Hash suspend state

The hash suspend state is output by [psa_hash_suspend\(\)](#) and input to [psa_hash_resume\(\)](#).

Note:

Hash suspend and resume is not defined for the SM3 algorithm and the SHA3 family of hash algorithms.

Hash suspend state format

The hash suspend state has the following format:

hash-suspend-state = *algorithm* || *input-length* || *hash-state* || *unprocessed-input*

The fields in the hash suspend state are defined as follows:

algorithm A big-endian 32-bit unsigned integer.
The Crypto API algorithm identifier value.
The byte length of the *algorithm* field can be evaluated using
[PSA_HASH_SUSPEND_ALGORITHM_FIELD_LENGTH](#).

input-length A big-endian unsigned integer
The content of this field is algorithm-specific:

- For MD2, this is the number of bytes in the *unprocessed-input*.
- For all other hash algorithms, this is the total number of bytes of input to the hash computation. This includes the *unprocessed-input* bytes.

The size of this field is algorithm-specific:

- For MD2: *input-length* is an 8-bit unsigned integer.
- For MD4, MD5, RIPEMD-160, SHA-1, SHA-224, and SHA-256: *input-length* is a 64-bit unsigned integer.
- For SHA-512/224, SHA-512/256, SHA-384, and SHA-512: *input-length* is a 128-bit unsigned integer.

The length, in bytes, of the *input-length* field can be calculated using [PSA_HASH_SUSPEND_INPUT_LENGTH_FIELD_LENGTH](#)(alg) where alg is a hash algorithm. See [Hash suspend state field sizes on page 129](#).

hash-state An array of bytes

Algorithm-specific intermediate hash state:

- For MD2: 16 bytes of internal checksum, then 48 bytes of intermediate digest.
- For MD4 and MD5: 4x 32-bit integers, in little-endian encoding.
- For RIPEMD-160: 5x 32-bit integers, in little-endian encoding.
- For SHA-1: 5x 32-bit integers, in big-endian encoding.
- For SHA-224 and SHA-256: 8x 32-bit integers, in big-endian encoding.
- For SHA-512/224, SHA-512/256, SHA-384, and SHA-512: 8x 64-bit integers, in big-endian encoding.

The length of this field is specific to the algorithm. The length, in bytes, of the *hash-state* field can be calculated using `PSA_HASH_SUSPEND_HASH_STATE_FIELD_LENGTH(alg)` where `alg` is a hash algorithm. See [Hash suspend state field sizes](#).

unprocessed-input

0 to (*hash-block-size*-1) bytes

A partial block of unprocessed input data. This is between zero and *hash-block-size*-1 bytes of data, the length can be calculated by:

$\text{length}(\text{unprocessed-input}) = \text{input-length} \% \text{hash-block-size}$.

The *hash-block-size* is specific to the algorithm. The size of a hash block can be calculated using `PSA_HASH_BLOCK_LENGTH(alg)` where `alg` is a hash algorithm. See [Hash suspend state field sizes](#).

Hash suspend state field sizes

The following table defines the algorithm-specific field lengths for the hash suspend state returned by `psa_hash_suspend()`. All of the field lengths are in bytes. To compute the field lengths for algorithm `alg`, use the following expressions:

- `PSA_HASH_SUSPEND_ALGORITHM_FIELD_LENGTH` returns the length of the *algorithm* field.
- `PSA_HASH_SUSPEND_INPUT_LENGTH_FIELD_LENGTH(alg)` returns the length of the *input-length* field.
- `PSA_HASH_SUSPEND_HASH_STATE_FIELD_LENGTH(alg)` returns the length of the *hash-state* field.
- `PSA_HASH_BLOCK_LENGTH(alg)-1` is the maximum length of the *unprocessed-bytes* field.
- `PSA_HASH_SUSPEND_OUTPUT_SIZE(alg)` returns the maximum size of the hash suspend state.

Hash algorithm	<i>input-length</i> size (bytes)	<i>hash-state</i> length (bytes)	<i>unprocessed-bytes</i> length (bytes)
PSA_ALG_MD2	1	64	0 – 15
PSA_ALG_MD4	8	16	0 – 63
PSA_ALG_MD5	8	16	0 – 63
PSA_ALG_RIPEMD160	8	20	0 – 63
PSA_ALG_SHA_1	8	20	0 – 63
PSA_ALG_SHA_224	8	32	0 – 63
PSA_ALG_SHA_256	8	32	0 – 63
PSA_ALG_SHA_512_224	16	64	0 – 127
PSA_ALG_SHA_512_256	16	64	0 – 127
PSA_ALG_SHA_384	16	64	0 – 127
PSA_ALG_SHA_512	16	64	0 – 127

10.3 Message authentication codes (MAC)

The single-part MAC functions are:

- `psa_mac_compute()` to calculate the MAC of a message.
- `psa_mac_verify()` to compare the MAC of a message with a reference value.

The `psa_mac_operation_t` **multi-part operation** allows messages to be processed in fragments. A multi-part MAC operation is used as follows:

1. Initialize the `psa_mac_operation_t` object to zero, or by assigning the value of the associated macro `PSA_MAC_OPERATION_INIT`.
2. Call `psa_mac_sign_setup()` or `psa_mac_verify_setup()` to specify the algorithm and key.
3. Call the `psa_mac_update()` function on successive chunks of the message.
4. At the end of the message, call the required finishing function:
 - To calculate the MAC of the message, call `psa_mac_sign_finish()`.
 - To verify the MAC of the message against a reference value, call `psa_mac_verify_finish()`.

To abort the operation or recover from an error, call `psa_mac_abort()`.

10.3.1 MAC algorithms

PSA_ALG_HMAC (macro)

Macro to build an HMAC message-authentication-code algorithm from an underlying hash algorithm.

```
#define PSA_ALG_HMAC(hash_alg) /* specification-defined value */
```

Parameters

hash_alg	A hash algorithm: a value of type <code>psa_algorithm_t</code> such that <code>PSA_ALG_IS_HASH(hash_alg)</code> is true.
----------	--

Returns

The corresponding HMAC algorithm.

Unspecified if `hash_alg` is not a supported hash algorithm.

Description

For example, `PSA_ALG_HMAC(PSA_ALG_SHA_256)` is HMAC-SHA-256.

The HMAC construction is defined in *HMAC: Keyed-Hashing for Message Authentication* [RFC2104].

Compatible key types

`PSA_KEY_TYPE_HMAC`

PSA_ALG_CBC_MAC (macro)

The CBC-MAC message-authentication-code algorithm, constructed over a block cipher.

```
#define PSA_ALG_CBC_MAC ((psa_algorithm_t)0x03c00100)
```

Warning: CBC-MAC is insecure in many cases. A more secure mode, such as `PSA_ALG_CMAC`, is recommended.

The CBC-MAC algorithm must be used with a key for a block cipher. For example, one of `PSA_KEY_TYPE_AES`.

CBC-MAC is defined as *MAC Algorithm 1* in *ISO/IEC 9797-1:2011 Information technology – Security techniques – Message Authentication Codes (MACs) – Part 1: Mechanisms using a block cipher* [ISO9797].

Compatible key types

`PSA_KEY_TYPE_AES`

`PSA_KEY_TYPE_ARIA`

`PSA_KEY_TYPE_DES`

`PSA_KEY_TYPE_CAMELLIA`

`PSA_KEY_TYPE_SM4`

PSA_ALG_CMAC (macro)

The CMAC message-authentication-code algorithm, constructed over a block cipher.

```
#define PSA_ALG_CMAC ((psa_algorithm_t)0x03c00200)
```

The CMAC algorithm must be used with a key for a block cipher. For example, when used with a key with type `PSA_KEY_TYPE_AES`, the resulting operation is AES-CMAC.

CMAC is defined in *NIST Special Publication 800-38B: Recommendation for Block Cipher Modes of Operation: the CMAC Mode for Authentication* [SP800-38B].

Compatible key types

`PSA_KEY_TYPE_AES`

`PSA_KEY_TYPE_ARIA`

`PSA_KEY_TYPE_DES`

`PSA_KEY_TYPE_CAMELLIA`

`PSA_KEY_TYPE_SM4`

PSA_ALG_TRUNCATED_MAC (macro)

Macro to build a truncated MAC algorithm.

```
#define PSA_ALG_TRUNCATED_MAC(mac_alg, mac_length) \  
/* specification-defined value */
```

Parameters

<code>mac_alg</code>	A MAC algorithm: a value of type <code>psa_algorithm_t</code> such that <code>PSA_ALG_IS_MAC(mac_alg)</code> is true. This can be a truncated or untruncated MAC algorithm.
<code>mac_length</code>	Desired length of the truncated MAC in bytes. This must be at most the untruncated length of the MAC and must be at least an implementation-specified minimum. The implementation-specified minimum must not be zero.

Returns

The corresponding MAC algorithm with the specified length.

Unspecified if `mac_alg` is not a supported MAC algorithm or if `mac_length` is too small or too large for the specified MAC algorithm.

Description

A truncated MAC algorithm is identical to the corresponding MAC algorithm except that the MAC value for the truncated algorithm consists of only the first `mac_length` bytes of the MAC value for the untruncated algorithm.

Note:

This macro might allow constructing algorithm identifiers that are not valid, either because the specified length is larger than the untruncated MAC or because the specified length is smaller than permitted by the implementation.

Note:

It is implementation-defined whether a truncated MAC that is truncated to the same length as the MAC of the untruncated algorithm is considered identical to the untruncated algorithm for policy comparison purposes.

The untruncated MAC algorithm can be recovered using [PSA_ALG_FULL_LENGTH_MAC\(\)](#).

Compatible key types

The resulting truncated MAC algorithm is compatible with the same key types as the MAC algorithm used to construct it.

PSA_ALG_FULL_LENGTH_MAC (macro)

Macro to construct the MAC algorithm with an untruncated MAC, from a truncated MAC algorithm.

```
#define PSA_ALG_FULL_LENGTH_MAC(mac_alg) /* specification-defined value */
```

Parameters

mac_alg	A MAC algorithm: a value of type psa_algorithm_t such that PSA_ALG_IS_MAC (mac_alg) is true. This can be a truncated or untruncated MAC algorithm.
---------	--

Returns

The corresponding MAC algorithm with an untruncated MAC.

Unspecified if mac_alg is not a supported MAC algorithm.

Compatible key types

The resulting untruncated MAC algorithm is compatible with the same key types as the MAC algorithm used to construct it.

PSA_ALG_AT_LEAST_THIS_LENGTH_MAC (macro)

Macro to build a MAC minimum-MAC-length wildcard algorithm.

```
#define PSA_ALG_AT_LEAST_THIS_LENGTH_MAC(mac_alg, min_mac_length) \  
/* specification-defined value */
```

Parameters

<code>mac_alg</code>	A MAC algorithm: a value of type <code>psa_algorithm_t</code> such that <code>PSA_ALG_IS_MAC(alg)</code> is true. This can be a truncated or untruncated MAC algorithm.
<code>min_mac_length</code>	Desired minimum length of the message authentication code in bytes. This must be at most the untruncated length of the MAC and must be at least 1.

Returns

The corresponding MAC wildcard algorithm with the specified minimum MAC length.

Unspecified if `mac_alg` is not a supported MAC algorithm or if `min_mac_length` is less than 1 or too large for the specified MAC algorithm.

Description

A key with a minimum-MAC-length MAC wildcard algorithm as permitted algorithm policy can be used with all MAC algorithms sharing the same base algorithm, and where the (potentially truncated) MAC length of the specific algorithm is equal to or larger than the wildcard algorithm's minimum MAC length.

Note:

When setting the minimum required MAC length to less than the smallest MAC length allowed by the base algorithm, this effectively becomes an 'any-MAC-length-allowed' policy for that base algorithm.

The untruncated MAC algorithm can be recovered using `PSA_ALG_FULL_LENGTH_MAC()`.

Compatible key types

The resulting wildcard MAC algorithm is compatible with the same key types as the MAC algorithm used to construct it.

10.3.2 Single-part MAC functions

`psa_mac_compute` (function)

Calculate the message authentication code (MAC) of a message.

```
psa_status_t psa_mac_compute(psa_key_id_t key,
                             psa_algorithm_t alg,
                             const uint8_t * input,
                             size_t input_length,
                             uint8_t * mac,
                             size_t mac_size,
                             size_t * mac_length);
```

Parameters

key	Identifier of the key to use for the operation. It must allow the usage PSA_KEY_USAGE_SIGN_MESSAGE .
alg	The MAC algorithm to compute: a value of type psa_algorithm_t such that PSA_ALG_IS_MAC (alg) is true.
input	Buffer containing the input message.
input_length	Size of the input buffer in bytes.
mac	Buffer where the MAC value is to be written.
mac_size	Size of the mac buffer in bytes. This must be appropriate for the selected algorithm and key: <ul style="list-style-type: none">• The exact MAC size is PSA_MAC_LENGTH(key_type, key_bits, alg) where key_type and key_bits are attributes of the key used to compute the MAC.• PSA_MAC_MAX_SIZE evaluates to the maximum MAC size of any supported MAC algorithm.
mac_length	On success, the number of bytes that make up the MAC value.

Returns: psa_status_t

PSA_SUCCESS	Success. The first (*mac_length) bytes of mac contain the MAC value.
PSA_ERROR_BAD_STATE	The library requires initializing by a call to psa_crypto_init() .
PSA_ERROR_INVALID_HANDLE	key is not a valid key identifier.
PSA_ERROR_NOT_PERMITTED	The key does not have the PSA_KEY_USAGE_SIGN_MESSAGE flag, or it does not permit the requested algorithm.
PSA_ERROR_BUFFER_TOO_SMALL	The size of the mac buffer is too small. PSA_MAC_LENGTH() or PSA_MAC_MAX_SIZE can be used to determine a sufficient buffer size.
PSA_ERROR_INVALID_ARGUMENT	The following conditions can result in this error: <ul style="list-style-type: none">• alg is not a MAC algorithm.• key is not compatible with alg.• input_length is too large for alg.
PSA_ERROR_NOT_SUPPORTED	The following conditions can result in this error: <ul style="list-style-type: none">• alg is not supported or is not a MAC algorithm.• key is not supported for use with alg.• input_length is too large for the implementation.
PSA_ERROR_INSUFFICIENT_MEMORY	
PSA_ERROR_COMMUNICATION_FAILURE	
PSA_ERROR_CORRUPTION_DETECTED	
PSA_ERROR_STORAGE_FAILURE	
PSA_ERROR_DATA_CORRUPT	
PSA_ERROR_DATA_INVALID	

Description

Note:

To verify the MAC of a message against an expected value, use [psa_mac_verify\(\)](#) instead. Beware that comparing integrity or authenticity data such as MAC values with a function such as `memcmp()` is risky because the time taken by the comparison might leak information about the MAC value which could allow an attacker to guess a valid MAC and thereby bypass security controls.

psa_mac_verify (function)

Calculate the MAC of a message and compare it with a reference value.

```
psa_status_t psa_mac_verify(psa_key_id_t key,
                           psa_algorithm_t alg,
                           const uint8_t * input,
                           size_t input_length,
                           const uint8_t * mac,
                           size_t mac_length);
```

Parameters

key	Identifier of the key to use for the operation. It must allow the usage PSA_KEY_USAGE_VERIFY_MESSAGE .
alg	The MAC algorithm to compute: a value of type psa_algorithm_t such that PSA_ALG_IS_MAC (alg) is true.
input	Buffer containing the input message.
input_length	Size of the input buffer in bytes.
mac	Buffer containing the expected MAC value.
mac_length	Size of the mac buffer in bytes.

Returns: psa_status_t

PSA_SUCCESS	Success. The expected MAC is identical to the actual MAC of the input.
PSA_ERROR_BAD_STATE	The library requires initializing by a call to psa_crypto_init() .
PSA_ERROR_INVALID_HANDLE	key is not a valid key identifier.
PSA_ERROR_NOT_PERMITTED	The key does not have the PSA_KEY_USAGE_VERIFY_MESSAGE flag, or it does not permit the requested algorithm.
PSA_ERROR_INVALID_SIGNATURE	The calculated MAC of the message does not match the value in mac.
PSA_ERROR_INVALID_ARGUMENT	The following conditions can result in this error: <ul style="list-style-type: none">• alg is not a MAC algorithm.• key is not compatible with alg.• input_length is too large for alg.
PSA_ERROR_NOT_SUPPORTED	The following conditions can result in this error:

- alg is not supported or is not a MAC algorithm.
- key is not supported for use with alg.
- input_length is too large for the implementation.

PSA_ERROR_INSUFFICIENT_MEMORY
 PSA_ERROR_COMMUNICATION_FAILURE
 PSA_ERROR_CORRUPTION_DETECTED
 PSA_ERROR_STORAGE_FAILURE
 PSA_ERROR_DATA_CORRUPT
 PSA_ERROR_DATA_INVALID

10.3.3 Multi-part MAC operations

psa_mac_operation_t (typedef)

The type of the state object for multi-part MAC operations.

```
typedef /* implementation-defined type */ psa_mac_operation_t;
```

Before calling any function on a MAC operation object, the application must initialize it by any of the following means:

- Set the object to all-bits-zero, for example:

```
psa_mac_operation_t operation;  
memset(&operation, 0, sizeof(operation));
```

- Initialize the object to logical zero values by declaring the object as static or global without an explicit initializer, for example:

```
static psa_mac_operation_t operation;
```

- Initialize the object to the initializer `PSA_MAC_OPERATION_INIT`, for example:

```
psa_mac_operation_t operation = PSA_MAC_OPERATION_INIT;
```

- Assign the result of the function `psa_mac_operation_init()` to the object, for example:

```
psa_mac_operation_t operation;  
operation = psa_mac_operation_init();
```

This is an implementation-defined type. Applications that make assumptions about the content of this object will result in implementation-specific behavior, and are non-portable.

PSA_MAC_OPERATION_INIT (macro)

This macro returns a suitable initializer for a MAC operation object of type `psa_mac_operation_t`.

```
#define PSA_MAC_OPERATION_INIT /* implementation-defined value */
```

psa_mac_operation_init (function)

Return an initial value for a MAC operation object.

```
psa_mac_operation_t psa_mac_operation_init(void);
```

Returns: `psa_mac_operation_t`

psa_mac_sign_setup (function)

Set up a multi-part MAC calculation operation.

```
psa_status_t psa_mac_sign_setup(psa_mac_operation_t * operation,  
                                psa_key_id_t key,  
                                psa_algorithm_t alg);
```

Parameters

operation	The operation object to set up. It must have been initialized as per the documentation for <code>psa_mac_operation_t</code> and not yet in use.
key	Identifier of the key to use for the operation. It must remain valid until the operation terminates. It must allow the usage <code>PSA_KEY_USAGE_SIGN_MESSAGE</code> .
alg	The MAC algorithm to compute: a value of type <code>psa_algorithm_t</code> such that <code>PSA_ALG_IS_MAC(alg)</code> is true.

Returns: `psa_status_t`

PSA_SUCCESS	Success.
PSA_ERROR_BAD_STATE	The following conditions can result in this error: <ul style="list-style-type: none">• The operation state is not valid: it must be inactive.• The library requires initializing by a call to <code>psa_crypto_init()</code>.
PSA_ERROR_INVALID_HANDLE	key is not a valid key identifier.
PSA_ERROR_NOT_PERMITTED	The key does not have the <code>PSA_KEY_USAGE_SIGN_MESSAGE</code> flag, or it does not permit the requested algorithm.
PSA_ERROR_INVALID_ARGUMENT	The following conditions can result in this error: <ul style="list-style-type: none">• alg is not a MAC algorithm.• key is not compatible with alg.
PSA_ERROR_NOT_SUPPORTED	The following conditions can result in this error: <ul style="list-style-type: none">• alg is not supported or is not a MAC algorithm.• key is not supported for use with alg.
PSA_ERROR_INSUFFICIENT_MEMORY	

PSA_ERROR_COMMUNICATION_FAILURE
PSA_ERROR_CORRUPTION_DETECTED
PSA_ERROR_STORAGE_FAILURE
PSA_ERROR_DATA_CORRUPT
PSA_ERROR_DATA_INVALID

Description

This function sets up the calculation of the message authentication code (MAC) of a byte string. To verify the MAC of a message against an expected value, use [psa_mac_verify_setup\(\)](#) instead.

The sequence of operations to calculate a MAC is as follows:

1. Allocate an operation object which will be passed to all the functions listed here.
2. Initialize the operation object with one of the methods described in the documentation for [psa_mac_operation_t](#), e.g. [PSA_MAC_OPERATION_INIT](#).
3. Call [psa_mac_sign_setup\(\)](#) to specify the algorithm and key.
4. Call [psa_mac_update\(\)](#) zero, one or more times, passing a fragment of the message each time. The MAC that is calculated is the MAC of the concatenation of these messages in order.
5. At the end of the message, call [psa_mac_sign_finish\(\)](#) to finish calculating the MAC value and retrieve it.

If an error occurs at any step after a call to [psa_mac_sign_setup\(\)](#), the operation will need to be reset by a call to [psa_mac_abort\(\)](#). The application can call [psa_mac_abort\(\)](#) at any time after the operation has been initialized.

After a successful call to [psa_mac_sign_setup\(\)](#), the application must eventually terminate the operation through one of the following methods:

- A successful call to [psa_mac_sign_finish\(\)](#).
- A call to [psa_mac_abort\(\)](#).

psa_mac_verify_setup (function)

Set up a multi-part MAC verification operation.

```
psa_status_t psa_mac_verify_setup(psa_mac_operation_t * operation,  
                                 psa_key_id_t key,  
                                 psa_algorithm_t alg);
```

Parameters

operation	The operation object to set up. It must have been initialized as per the documentation for psa_mac_operation_t and not yet in use.
key	Identifier of the key to use for the operation. It must remain valid until the operation terminates. It must allow the usage PSA_KEY_USAGE_VERIFY_MESSAGE .
alg	The MAC algorithm to compute: a value of type psa_algorithm_t such that PSA_ALG_IS_MAC(alg) is true.

Returns: `psa_status_t`

<code>PSA_SUCCESS</code>	Success.
<code>PSA_ERROR_BAD_STATE</code>	The following conditions can result in this error: <ul style="list-style-type: none">• The operation state is not valid: it must be inactive.• The library requires initializing by a call to <code>psa_crypto_init()</code>.
<code>PSA_ERROR_INVALID_HANDLE</code>	<code>key</code> is not a valid key identifier.
<code>PSA_ERROR_NOT_PERMITTED</code>	The key does not have the <code>PSA_KEY_USAGE_VERIFY_MESSAGE</code> flag, or it does not permit the requested algorithm.
<code>PSA_ERROR_INVALID_ARGUMENT</code>	The following conditions can result in this error: <ul style="list-style-type: none">• <code>alg</code> is not a MAC algorithm.• <code>key</code> is not compatible with <code>alg</code>.
<code>PSA_ERROR_NOT_SUPPORTED</code>	The following conditions can result in this error: <ul style="list-style-type: none">• <code>alg</code> is not supported or is not a MAC algorithm.• <code>key</code> is not supported for use with <code>alg</code>.
<code>PSA_ERROR_INSUFFICIENT_MEMORY</code>	
<code>PSA_ERROR_COMMUNICATION_FAILURE</code>	
<code>PSA_ERROR_CORRUPTION_DETECTED</code>	
<code>PSA_ERROR_STORAGE_FAILURE</code>	
<code>PSA_ERROR_DATA_CORRUPT</code>	
<code>PSA_ERROR_DATA_INVALID</code>	

Description

This function sets up the verification of the message authentication code (MAC) of a byte string against an expected value.

The sequence of operations to verify a MAC is as follows:

1. Allocate an operation object which will be passed to all the functions listed here.
2. Initialize the operation object with one of the methods described in the documentation for `psa_mac_operation_t`, e.g. `PSA_MAC_OPERATION_INIT`.
3. Call `psa_mac_verify_setup()` to specify the algorithm and key.
4. Call `psa_mac_update()` zero, one or more times, passing a fragment of the message each time. The MAC that is calculated is the MAC of the concatenation of these messages in order.
5. At the end of the message, call `psa_mac_verify_finish()` to finish calculating the actual MAC of the message and verify it against the expected value.

If an error occurs at any step after a call to `psa_mac_verify_setup()`, the operation will need to be reset by a call to `psa_mac_abort()`. The application can call `psa_mac_abort()` at any time after the operation has been initialized.

After a successful call to `psa_mac_verify_setup()`, the application must eventually terminate the operation through one of the following methods:

- A successful call to [psa_mac_verify_finish\(\)](#).
- A call to [psa_mac_abort\(\)](#).

psa_mac_update (function)

Add a message fragment to a multi-part MAC operation.

```
psa_status_t psa_mac_update(psa_mac_operation_t * operation,
                           const uint8_t * input,
                           size_t input_length);
```

Parameters

operation	Active MAC operation.
input	Buffer containing the message fragment to add to the MAC calculation.
input_length	Size of the input buffer in bytes.

Returns: psa_status_t

PSA_SUCCESS	Success.
PSA_ERROR_BAD_STATE	The following conditions can result in this error: <ul style="list-style-type: none"> • The operation state is not valid: it must be active. • The library requires initializing by a call to psa_crypto_init().
PSA_ERROR_INVALID_ARGUMENT	The total input for the operation is too large for the MAC algorithm.
PSA_ERROR_NOT_SUPPORTED	The total input for the operation is too large for the implementation.
PSA_ERROR_INSUFFICIENT_MEMORY	
PSA_ERROR_COMMUNICATION_FAILURE	
PSA_ERROR_CORRUPTION_DETECTED	
PSA_ERROR_STORAGE_FAILURE	
PSA_ERROR_DATA_CORRUPT	
PSA_ERROR_DATA_INVALID	

Description

The application must call [psa_mac_sign_setup\(\)](#) or [psa_mac_verify_setup\(\)](#) before calling this function.

If this function returns an error status, the operation enters an error state and must be aborted by calling [psa_mac_abort\(\)](#).

psa_mac_sign_finish (function)

Finish the calculation of the MAC of a message.

```
psa_status_t psa_mac_sign_finish(psa_mac_operation_t * operation,
                                uint8_t * mac,
                                size_t mac_size,
                                size_t * mac_length);
```

Parameters

operation	Active MAC operation.
mac	Buffer where the MAC value is to be written.
mac_size	Size of the <code>mac</code> buffer in bytes. This must be appropriate for the selected algorithm and key: <ul style="list-style-type: none">The exact MAC size is <code>PSA_MAC_LENGTH(key_type, key_bits, alg)</code> where <code>key_type</code> and <code>key_bits</code> are attributes of the key, and <code>alg</code> is the algorithm used to compute the MAC.<code>PSA_MAC_MAX_SIZE</code> evaluates to the maximum MAC size of any supported MAC algorithm.
mac_length	On success, the number of bytes that make up the MAC value. This is always <code>PSA_MAC_LENGTH(key_type, key_bits, alg)</code> where <code>key_type</code> and <code>key_bits</code> are attributes of the key, and <code>alg</code> is the algorithm used to compute the MAC.

Returns: psa_status_t

PSA_SUCCESS	Success. The first (<code>*mac_length</code>) bytes of <code>mac</code> contain the MAC value.
PSA_ERROR_BAD_STATE	The following conditions can result in this error: <ul style="list-style-type: none">The operation state is not valid: it must be an active mac sign operation.The library requires initializing by a call to <code>psa_crypto_init()</code>.
PSA_ERROR_BUFFER_TOO_SMALL	The size of the <code>mac</code> buffer is too small. <code>PSA_MAC_LENGTH()</code> or <code>PSA_MAC_MAX_SIZE</code> can be used to determine a sufficient buffer size.
PSA_ERROR_INSUFFICIENT_MEMORY	
PSA_ERROR_COMMUNICATION_FAILURE	
PSA_ERROR_CORRUPTION_DETECTED	
PSA_ERROR_STORAGE_FAILURE	
PSA_ERROR_DATA_CORRUPT	
PSA_ERROR_DATA_INVALID	

Description

The application must call [psa_mac_sign_setup\(\)](#) before calling this function. This function calculates the MAC of the message formed by concatenating the inputs passed to preceding calls to [psa_mac_update\(\)](#).

When this function returns successfully, the operation becomes inactive. If this function returns an error status, the operation enters an error state and must be aborted by calling [psa_mac_abort\(\)](#).

Warning: It is not recommended to use this function when a specific value is expected for the MAC. Call [psa_mac_verify_finish\(\)](#) instead with the expected MAC value.

Comparing integrity or authenticity data such as MAC values with a function such as `memcmp()` is risky because the time taken by the comparison might leak information about the hashed data which could allow an attacker to guess a valid MAC and thereby bypass security controls.

psa_mac_verify_finish (function)

Finish the calculation of the MAC of a message and compare it with an expected value.

```
psa_status_t psa_mac_verify_finish(psa_mac_operation_t * operation,
                                   const uint8_t * mac,
                                   size_t mac_length);
```

Parameters

operation	Active MAC operation.
mac	Buffer containing the expected MAC value.
mac_length	Size of the mac buffer in bytes.

Returns: psa_status_t

PSA_SUCCESS	Success. The expected MAC is identical to the actual MAC of the message.
PSA_ERROR_BAD_STATE	The following conditions can result in this error: <ul style="list-style-type: none">• The operation state is not valid: it must be an active mac verify operation.• The library requires initializing by a call to psa_crypto_init().
PSA_ERROR_INVALID_SIGNATURE	The calculated MAC of the message does not match the value in mac.
PSA_ERROR_INSUFFICIENT_MEMORY	
PSA_ERROR_COMMUNICATION_FAILURE	
PSA_ERROR_CORRUPTION_DETECTED	
PSA_ERROR_STORAGE_FAILURE	
PSA_ERROR_DATA_CORRUPT	
PSA_ERROR_DATA_INVALID	

Description

The application must call `psa_mac_verify_setup()` before calling this function. This function calculates the MAC of the message formed by concatenating the inputs passed to preceding calls to `psa_mac_update()`. It then compares the calculated MAC with the expected MAC passed as a parameter to this function.

When this function returns successfully, the operation becomes inactive. If this function returns an error status, the operation enters an error state and must be aborted by calling `psa_mac_abort()`.

Note:

Implementations must make the best effort to ensure that the comparison between the actual MAC and the expected MAC is performed in constant time.

psa_mac_abort (function)

Abort a MAC operation.

```
psa_status_t psa_mac_abort(psa_mac_operation_t * operation);
```

Parameters

operation	Initialized MAC operation.
-----------	----------------------------

Returns: `psa_status_t`

PSA_SUCCESS	Success. The operation object can now be discarded or reused.
PSA_ERROR_BAD_STATE	The library requires initializing by a call to <code>psa_crypto_init()</code> .
PSA_ERROR_COMMUNICATION_FAILURE	
PSA_ERROR_CORRUPTION_DETECTED	

Description

Aborting an operation frees all associated resources except for the operation object itself. Once aborted, the operation object can be reused for another operation by calling `psa_mac_sign_setup()` or `psa_mac_verify_setup()` again.

This function can be called any time after the operation object has been initialized by one of the methods described in `psa_mac_operation_t`.

In particular, calling `psa_mac_abort()` after the operation has been terminated by a call to `psa_mac_abort()`, `psa_mac_sign_finish()` or `psa_mac_verify_finish()` is safe and has no effect.

10.3.4 Support macros

PSA_ALG_IS_HMAC (macro)

Whether the specified algorithm is an HMAC algorithm.

```
#define PSA_ALG_IS_HMAC(alg) /* specification-defined value */
```

Parameters

alg An algorithm identifier: a value of type `psa_algorithm_t`.

Returns

1 if alg is an HMAC algorithm, 0 otherwise. This macro can return either 0 or 1 if alg is not a supported algorithm identifier.

Description

HMAC is a family of MAC algorithms that are based on a hash function.

PSA_ALG_IS_BLOCK_CIPHER_MAC (macro)

Whether the specified algorithm is a MAC algorithm based on a block cipher.

```
#define PSA_ALG_IS_BLOCK_CIPHER_MAC(alg) /* specification-defined value */
```

Parameters

alg An algorithm identifier: a value of type `psa_algorithm_t`.

Returns

1 if alg is a MAC algorithm based on a block cipher, 0 otherwise. This macro can return either 0 or 1 if alg is not a supported algorithm identifier.

PSA_MAC_LENGTH (macro)

The size of the output of `psa_mac_compute()` and `psa_mac_sign_finish()`, in bytes.

```
#define PSA_MAC_LENGTH(key_type, key_bits, alg) \
    /* implementation-defined value */
```

Parameters

key_type	The type of the MAC key.
key_bits	The size of the MAC key in bits.
alg	A MAC algorithm: a value of type <code>psa_algorithm_t</code> such that <code>PSA_ALG_IS_MAC(alg)</code> is true.

Returns

The MAC length for the specified algorithm with the specified key parameters.

0 if the MAC algorithm is not recognized.

Either 0 or the correct length for a MAC algorithm that the implementation recognizes, but does not support.

Unspecified if the key parameters are not consistent with the algorithm.

Description

If the size of the MAC buffer is at least this large, it is guaranteed that `psa_mac_compute()` and `psa_mac_sign_finish()` will not fail due to an insufficient buffer size.

This is also the MAC length that `psa_mac_verify()` and `psa_mac_verify_finish()` expect.

See also `PSA_MAC_MAX_SIZE`.

PSA_MAC_MAX_SIZE (macro)

A sufficient buffer size for storing the MAC output by `psa_mac_verify()` and `psa_mac_verify_finish()`, for any of the supported key types and MAC algorithms.

```
#define PSA_MAC_MAX_SIZE /* implementation-defined value */
```

If the size of the MAC buffer is at least this large, it is guaranteed that `psa_mac_verify()` and `psa_mac_verify_finish()` will not fail due to an insufficient buffer size.

See also `PSA_MAC_LENGTH()`.

10.4 Unauthenticated ciphers

Warning: The unauthenticated cipher API is provided to implement legacy protocols and for use cases where the data integrity and authenticity is guaranteed by non-cryptographic means.

It is recommended that newer protocols use *Authenticated encryption with associated data (AEAD)* on page 171.

The single-part functions for encrypting or decrypting a message using an unauthenticated symmetric cipher are:

- `psa_cipher_encrypt()` to encrypt a message using an unauthenticated symmetric cipher. The encryption function generates a random initialization vector (IV). Use the multi-part API to provide a deterministic IV: this is not secure in general, but can be secure in some conditions that depend on the algorithm.
- `psa_cipher_decrypt()` to decrypt a message using an unauthenticated symmetric cipher.

The `psa_cipher_operation_t` multi-part operation permits alternative initialization parameters and allows messages to be processed in fragments. A multi-part cipher operation is used as follows:

1. Initialize the `psa_cipher_operation_t` object to zero, or by assigning the value of the associated macro `PSA_CIPHER_OPERATION_INIT`.
2. Call `psa_cipher_encrypt_setup()` or `psa_cipher_decrypt_setup()` to specify the algorithm and key.
3. Provide additional parameters:
 - When encrypting data, generate or set an IV, nonce, or similar initial value such as an initial counter value. To generate a random IV, which is recommended in most protocols, call `psa_cipher_generate_iv()`. To set the IV, call `psa_cipher_set_iv()`.
 - When decrypting, set the IV or nonce. To set the IV, call `psa_cipher_set_iv()`.

4. Call the `psa_cipher_update()` function on successive chunks of the message.
5. Call `psa_cipher_finish()` to complete the operation and return any final output.

To abort the operation or recover from an error, call `psa_cipher_abort()`.

10.4.1 Cipher algorithms

PSA_ALG_STREAM_CIPHER (macro)

The stream cipher mode of a stream cipher algorithm.

```
#define PSA_ALG_STREAM_CIPHER ((psa_algorithm_t)0x04800100)
```

The underlying stream cipher is determined by the key type. The ARC4 and ChaCha20 ciphers use this algorithm identifier.

ARC4

To use ARC4, use a key type of `PSA_KEY_TYPE_ARC4` and algorithm id `PSA_ALG_STREAM_CIPHER`.

Warning: The ARC4 cipher is weak and deprecated and is only recommended for use in legacy applications.

The ARC4 cipher does not use an initialization vector (IV). When using a multi-part cipher operation with the `PSA_ALG_STREAM_CIPHER` algorithm and an ARC4 key, `psa_cipher_generate_iv()` and `psa_cipher_set_iv()` must not be called.

ChaCha20

To use ChaCha20, use a key type of `PSA_KEY_TYPE_CHACHA20` and algorithm id `PSA_ALG_STREAM_CIPHER`.

Implementations must support the variant that is defined in *ChaCha20 and Poly1305 for IETF Protocols* [RFC7539] §2.4, which has a 96-bit nonce and a 32-bit counter. Implementations can optionally also support the original variant, as defined in *ChaCha, a variant of Salsa20* [CHACHA20], which has a 64-bit nonce and a 64-bit counter. Except where noted, the [RFC7539] variant must be used.

ChaCha20 defines a nonce and an initial counter to be provided to the encryption and decryption operations. When using a ChaCha20 key with the `PSA_ALG_STREAM_CIPHER` algorithm, these values are provided using the initialization vector (IV) functions in the following ways:

- A call to `psa_cipher_encrypt()` will generate a random 12-byte nonce, and set the counter value to zero. The random nonce is output as a 12-byte IV value in the output.
- A call to `psa_cipher_decrypt()` will use first 12 bytes of the input buffer as the nonce and set the counter value to zero.
- A call to `psa_cipher_generate_iv()` on a multi-part cipher operation will generate and return a random 12-byte nonce and set the counter value to zero.
- A call to `psa_cipher_set_iv()` on a multi-part cipher operation can support the following IV sizes:
 - 12 bytes: the provided IV is used as the nonce, and the counter value is set to zero.
 - 16 bytes: the first four bytes of the IV are used as the counter value (encoded as little-endian), and the remaining 12 bytes is used as the nonce.

- 8 bytes: the cipher operation uses the original [\[CHACHA20\]](#) definition of ChaCha20: the provided IV is used as the 64-bit nonce, and the 64-bit counter value is set to zero.
- It is recommended that implementations do not support other sizes of IV.

Compatible key types

[PSA_KEY_TYPE_ARC4](#)

[PSA_KEY_TYPE_CHACHA20](#)

PSA_ALG_CTR (macro)

A stream cipher built using the Counter (CTR) mode of a block cipher.

```
#define PSA_ALG_CTR ((psa_algorithm_t)0x04c01000)
```

CTR is a stream cipher which is built from a block cipher. The underlying block cipher is determined by the key type. For example, to use AES-128-CTR, use this algorithm with a key of type [PSA_KEY_TYPE_AES](#) and a size of 128 bits (16 bytes).

The CTR block cipher mode is defined in *NIST Special Publication 800-38A: Recommendation for Block Cipher Modes of Operation: Methods and Techniques* [\[SP800-38A\]](#).

CTR mode requires a *counter block* which is the same size as the cipher block length. The counter block is updated for each block (or a partial final block) that is encrypted or decrypted.

A counter block value must only be used once across all messages encrypted using the same key value. This is typically achieved by splitting the counter block into a nonce, which is unique among all message encrypted with the key, and a counter which is incremented for each block of a message.

For example, when using AES-CTR encryption, which uses a 16-byte block, the application can provide a 12-byte nonce when setting the IV. This leaves 4 bytes for the counter, allowing up to 2^{32} blocks (64GB) of message data to be encrypted in each message.

The first counter block is constructed from the initialization vector (IV). The initial counter block is constructed in the following ways:

- A call to [psa_cipher_encrypt\(\)](#) will generate a random counter block value. This is the first block of output.
- A call to [psa_cipher_decrypt\(\)](#) will use first block of the input buffer as the initial counter block value.
- A call to [psa_cipher_generate_iv\(\)](#) on a multi-part cipher operation will generate and return a random counter block value.
- A call to [psa_cipher_set_iv\(\)](#) on a multi-part cipher operation requires an IV that is between 1 and n bytes in length, where n is the cipher block length. The counter block is initialized using the IV, and padded with zero bytes up to the block length.

During the counter block update operation, the counter block is treated as a single big-endian encoded integer and the update operation increments this integer by 1.

This scheme meets the recommendations in Appendix B of [\[SP800-38A\]](#).

Note:

The cipher block length can be determined using [PSA_BLOCK_CIPHER_BLOCK_LENGTH\(\)](#).

Compatible key types

[PSA_KEY_TYPE_AES](#)
[PSA_KEY_TYPE_ARIA](#)
[PSA_KEY_TYPE_DES](#)
[PSA_KEY_TYPE_CAMELLIA](#)
[PSA_KEY_TYPE_SM4](#)

PSA_ALG_CFB (macro)

A stream cipher built using the Cipher Feedback (CFB) mode of a block cipher.

```
#define PSA_ALG_CFB ((psa_algorithm_t)0x04c01100)
```

The underlying block cipher is determined by the key type. This is the variant of CFB where each iteration encrypts or decrypts a segment of the input that is the same length as the cipher block size. For example, using [PSA_ALG_CFB](#) with a key of type [PSA_KEY_TYPE_AES](#) will result in the AES-CFB-128 cipher.

CFB mode requires an initialization vector (IV) that is the same size as the cipher block length.

Note:

The cipher block length can be determined using [PSA_BLOCK_CIPHER_BLOCK_LENGTH\(\)](#).

The CFB block cipher mode is defined in *NIST Special Publication 800-38A: Recommendation for Block Cipher Modes of Operation: Methods and Techniques* [[SP800-38A](#)], using a segment size s equal to the block size b . The definition in [[SP800-38A](#)] is extended to allow an incomplete final block of input, in which case the algorithm discards the final bytes of the key stream when encrypting or decrypting the final partial block.

Compatible key types

[PSA_KEY_TYPE_AES](#)
[PSA_KEY_TYPE_ARIA](#)
[PSA_KEY_TYPE_DES](#)
[PSA_KEY_TYPE_CAMELLIA](#)
[PSA_KEY_TYPE_SM4](#)

PSA_ALG_OFB (macro)

A stream cipher built using the Output Feedback (OFB) mode of a block cipher.

```
#define PSA_ALG_OFB ((psa_algorithm_t)0x04c01200)
```

The underlying block cipher is determined by the key type.

OFB mode requires an initialization vector (IV) that is the same size as the cipher block length. OFB mode requires that the IV is a nonce, and must be unique for each use of the mode with the same key.

Note:

The cipher block length can be determined using [PSA_BLOCK_CIPHER_BLOCK_LENGTH\(\)](#).

The OFB block cipher mode is defined in *NIST Special Publication 800-38A: Recommendation for Block Cipher Modes of Operation: Methods and Techniques* [\[SP800-38A\]](#).

Compatible key types

[PSA_KEY_TYPE_AES](#)

[PSA_KEY_TYPE_ARIA](#)

[PSA_KEY_TYPE_DES](#)

[PSA_KEY_TYPE_CAMELLIA](#)

[PSA_KEY_TYPE_SM4](#)

PSA_ALG_XTS (macro)

The XEX with Ciphertext Stealing (XTS) cipher mode of a block cipher.

```
#define PSA_ALG_XTS ((psa_algorithm_t)0x0440ff00)
```

XTS is a cipher mode which is built from a block cipher, designed for use in disk encryption. It requires at least one full cipher block length of input, but beyond this minimum the input does not need to be a whole number of blocks.

XTS mode uses two keys for the underlying block cipher. These are provided by using a key that is twice the normal key size for the cipher. For example, to use AES-256-XTS the application must create a key with type [PSA_KEY_TYPE_AES](#) and bit size 512.

XTS mode requires an initialization vector (IV) that is the same size as the cipher block length. The IV for XTS is typically defined to be the sector number of the disk block being encrypted or decrypted.

The XTS block cipher mode is defined in *1619-2018 --- IEEE Standard for Cryptographic Protection of Data on Block-Oriented Storage Devices* [\[IEEE-XTS\]](#).

Compatible key types

[PSA_KEY_TYPE_AES](#)

[PSA_KEY_TYPE_ARIA](#)

[PSA_KEY_TYPE_DES](#)

[PSA_KEY_TYPE_CAMELLIA](#)

[PSA_KEY_TYPE_SM4](#)

PSA_ALG_ECB_NO_PADDING (macro)

The Electronic Codebook (ECB) mode of a block cipher, with no padding.

```
#define PSA_ALG_ECB_NO_PADDING ((psa_algorithm_t)0x04404000)
```

Warning: ECB mode does not protect the confidentiality of the encrypted data except in extremely narrow circumstances. It is recommended that applications only use ECB if they need to construct an operating mode that the implementation does not provide. Implementations are encouraged to provide the modes that applications need in preference to supporting direct access to ECB.

The underlying block cipher is determined by the key type.

This symmetric cipher mode can only be used with messages whose lengths are a multiple of the block size of the chosen block cipher.

ECB mode does not accept an initialization vector (IV). When using a multi-part cipher operation with this algorithm, `psa_cipher_generate_iv()` and `psa_cipher_set_iv()` must not be called.

Note:

The cipher block length can be determined using `PSA_BLOCK_CIPHER_BLOCK_LENGTH()`.

The ECB block cipher mode is defined in *NIST Special Publication 800-38A: Recommendation for Block Cipher Modes of Operation: Methods and Techniques* [SP800-38A].

Compatible key types

`PSA_KEY_TYPE_AES`

`PSA_KEY_TYPE_ARIA`

`PSA_KEY_TYPE_DES`

`PSA_KEY_TYPE_CAMELLIA`

`PSA_KEY_TYPE_SM4`

PSA_ALG_CBC_NO_PADDING (macro)

The Cipher Block Chaining (CBC) mode of a block cipher, with no padding.

```
#define PSA_ALG_CBC_NO_PADDING ((psa_algorithm_t)0x04404000)
```

The underlying block cipher is determined by the key type.

This symmetric cipher mode can only be used with messages whose lengths are a multiple of the block size of the chosen block cipher.

CBC mode requires an initialization vector (IV) that is the same size as the cipher block length.

Note:

The cipher block length can be determined using `PSA_BLOCK_CIPHER_BLOCK_LENGTH()`.

The CBC block cipher mode is defined in *NIST Special Publication 800-38A: Recommendation for Block Cipher Modes of Operation: Methods and Techniques* [SP800-38A].

Compatible key types

[PSA_KEY_TYPE_AES](#)

[PSA_KEY_TYPE_ARIA](#)

[PSA_KEY_TYPE_DES](#)

[PSA_KEY_TYPE_CAMELLIA](#)

[PSA_KEY_TYPE_SM4](#)

PSA_ALG_CBC_PKCS7 (macro)

The Cipher Block Chaining (CBC) mode of a block cipher, with PKCS#7 padding.

```
#define PSA_ALG_CBC_PKCS7 ((psa_algorithm_t)0x04404100)
```

The underlying block cipher is determined by the key type.

CBC mode requires an initialization vector (IV) that is the same size as the cipher block length.

Note:

The cipher block length can be determined using [PSA_BLOCK_CIPHER_BLOCK_LENGTH\(\)](#).

The CBC block cipher mode is defined in *NIST Special Publication 800-38A: Recommendation for Block Cipher Modes of Operation: Methods and Techniques* [SP800-38A]. The padding operation is defined by PKCS #7: Cryptographic Message Syntax Version 1.5 [RFC2315] §10.3.

Compatible key types

[PSA_KEY_TYPE_AES](#)

[PSA_KEY_TYPE_ARIA](#)

[PSA_KEY_TYPE_DES](#)

[PSA_KEY_TYPE_CAMELLIA](#)

[PSA_KEY_TYPE_SM4](#)

10.4.2 Single-part cipher functions

psa_cipher_encrypt (function)

Encrypt a message using a symmetric cipher.

```
psa_status_t psa_cipher_encrypt(psa_key_id_t key,  
                                psa_algorithm_t alg,  
                                const uint8_t * input,  
                                size_t input_length,  
                                uint8_t * output,  
                                size_t output_size,  
                                size_t * output_length);
```

Parameters

key	Identifier of the key to use for the operation. It must allow the usage PSA_KEY_USAGE_ENCRYPT .
alg	The cipher algorithm to compute: a value of type psa_algorithm_t such that PSA_ALG_IS_CIPHER (alg) is true.
input	Buffer containing the message to encrypt.
input_length	Size of the input buffer in bytes.
output	Buffer where the output is to be written. The output contains the IV followed by the ciphertext proper.
output_size	Size of the output buffer in bytes. This must be appropriate for the selected algorithm and key: <ul style="list-style-type: none">• A sufficient output size is PSA_CIPHER_ENCRYPT_OUTPUT_SIZE(key_type, alg, input_length) where key_type is the type of key.• PSA_CIPHER_ENCRYPT_OUTPUT_MAX_SIZE(input_length) evaluates to the maximum output size of any supported cipher encryption.
output_length	On success, the number of bytes that make up the output.

Returns: psa_status_t

PSA_SUCCESS	Success. The first (*output_length) bytes of output contain the encrypted output.
PSA_ERROR_BAD_STATE	The library requires initializing by a call to psa_crypto_init() .
PSA_ERROR_INVALID_HANDLE	key is not a valid key identifier.
PSA_ERROR_NOT_PERMITTED	The key does not have the PSA_KEY_USAGE_ENCRYPT flag, or it does not permit the requested algorithm.
PSA_ERROR_BUFFER_TOO_SMALL	The size of the output buffer is too small. PSA_CIPHER_ENCRYPT_OUTPUT_SIZE() or PSA_CIPHER_ENCRYPT_OUTPUT_MAX_SIZE() can be used to determine a sufficient buffer size.
PSA_ERROR_INVALID_ARGUMENT	The following conditions can result in this error: <ul style="list-style-type: none">• alg is not a cipher algorithm.• key is not compatible with alg.• The input_length is not valid for the algorithm and key type. For example, the algorithm is a based on block cipher and requires a whole number of blocks, but the total input size is not a multiple of the block size.
PSA_ERROR_NOT_SUPPORTED	The following conditions can result in this error: <ul style="list-style-type: none">• alg is not supported or is not a cipher algorithm.• key is not supported for use with alg.• input_length is too large for the implementation.
PSA_ERROR_INSUFFICIENT_MEMORY	

PSA_ERROR_COMMUNICATION_FAILURE
 PSA_ERROR_CORRUPTION_DETECTED
 PSA_ERROR_STORAGE_FAILURE
 PSA_ERROR_DATA_CORRUPT
 PSA_ERROR_DATA_INVALID

Description

This function encrypts a message with a random initialization vector (IV). The length of the IV is `PSA_CIPHER_IV_LENGTH(key_type, alg)` where `key_type` is the type of key. The output of `psa_cipher_encrypt()` is the IV followed by the ciphertext.

Use the multi-part operation interface with a `psa_cipher_operation_t` object to provide other forms of IV or to manage the IV and ciphertext independently.

psa_cipher_decrypt (function)

Decrypt a message using a symmetric cipher.

```
psa_status_t psa_cipher_decrypt(psa_key_id_t key,
                               psa_algorithm_t alg,
                               const uint8_t * input,
                               size_t input_length,
                               uint8_t * output,
                               size_t output_size,
                               size_t * output_length);
```

Parameters

key	Identifier of the key to use for the operation. It must remain valid until the operation terminates. It must allow the usage <code>PSA_KEY_USAGE_DECRYPT</code> .
alg	The cipher algorithm to compute: a value of type <code>psa_algorithm_t</code> such that <code>PSA_ALG_IS_CIPHER(alg)</code> is true.
input	Buffer containing the message to decrypt. This consists of the IV followed by the ciphertext proper.
input_length	Size of the input buffer in bytes.
output	Buffer where the plaintext is to be written.
output_size	Size of the output buffer in bytes. This must be appropriate for the selected algorithm and key: <ul style="list-style-type: none"> • A sufficient output size is <code>PSA_CIPHER_DECRYPT_OUTPUT_SIZE(key_type, alg, input_length)</code> where <code>key_type</code> is the type of key. • <code>PSA_CIPHER_DECRYPT_OUTPUT_MAX_SIZE(input_length)</code> evaluates to the maximum output size of any supported cipher decryption.
output_length	On success, the number of bytes that make up the output.

Returns: `psa_status_t`

<code>PSA_SUCCESS</code>	Success. The first (<code>*output_length</code>) bytes of output contain the plaintext.
<code>PSA_ERROR_BAD_STATE</code>	The library requires initializing by a call to psa_crypto_init() .
<code>PSA_ERROR_INVALID_HANDLE</code>	key is not a valid key identifier.
<code>PSA_ERROR_NOT_PERMITTED</code>	The key does not have the PSA_KEY_USAGE_DECRYPT flag, or it does not permit the requested algorithm.
<code>PSA_ERROR_BUFFER_TOO_SMALL</code>	The size of the output buffer is too small. PSA_CIPHER_DECRYPT_OUTPUT_SIZE() or PSA_CIPHER_DECRYPT_OUTPUT_MAX_SIZE() can be used to determine a sufficient buffer size.
PSA_ERROR_INVALID_PADDING	The algorithm uses padding, and the input does not contain valid padding.
<code>PSA_ERROR_INVALID_ARGUMENT</code>	The following conditions can result in this error: <ul style="list-style-type: none">• <code>alg</code> is not a cipher algorithm.• key is not compatible with <code>alg</code>.• The <code>input_length</code> is not valid for the algorithm and key type. For example, the algorithm is a based on block cipher and requires a whole number of blocks, but the total input size is not a multiple of the block size.
<code>PSA_ERROR_NOT_SUPPORTED</code>	The following conditions can result in this error: <ul style="list-style-type: none">• <code>alg</code> is not supported or is not a cipher algorithm.• key is not supported for use with <code>alg</code>.• <code>input_length</code> is too large for the implementation.
<code>PSA_ERROR_INSUFFICIENT_MEMORY</code>	
<code>PSA_ERROR_COMMUNICATION_FAILURE</code>	
<code>PSA_ERROR_CORRUPTION_DETECTED</code>	
<code>PSA_ERROR_STORAGE_FAILURE</code>	
<code>PSA_ERROR_DATA_CORRUPT</code>	
<code>PSA_ERROR_DATA_INVALID</code>	

Description

This function decrypts a message encrypted with a symmetric cipher.

The input to this function must contain the IV followed by the ciphertext, as output by [psa_cipher_encrypt\(\)](#). The IV must be [PSA_CIPHER_IV_LENGTH](#)(`key_type`, `alg`) bytes in length, where `key_type` is the type of key.

Use the multi-part operation interface with a [psa_cipher_operation_t](#) object to decrypt data which is not in the expected input format.

10.4.3 Multi-part cipher operations

`psa_cipher_operation_t` (typedef)

The type of the state object for multi-part cipher operations.

```
typedef /* implementation-defined type */ psa_cipher_operation_t;
```

Before calling any function on a cipher operation object, the application must initialize it by any of the following means:

- Set the object to all-bits-zero, for example:

```
psa_cipher_operation_t operation;  
memset(&operation, 0, sizeof(operation));
```

- Initialize the object to logical zero values by declaring the object as static or global without an explicit initializer, for example:

```
static psa_cipher_operation_t operation;
```

- Initialize the object to the initializer `PSA_CIPHER_OPERATION_INIT`, for example:

```
psa_cipher_operation_t operation = PSA_CIPHER_OPERATION_INIT;
```

- Assign the result of the function `psa_cipher_operation_init()` to the object, for example:

```
psa_cipher_operation_t operation;  
operation = psa_cipher_operation_init();
```

This is an implementation-defined type. Applications that make assumptions about the content of this object will result in implementation-specific behavior, and are non-portable.

`PSA_CIPHER_OPERATION_INIT` (macro)

This macro returns a suitable initializer for a cipher operation object of type `psa_cipher_operation_t`.

```
#define PSA_CIPHER_OPERATION_INIT /* implementation-defined value */
```

`psa_cipher_operation_init` (function)

Return an initial value for a cipher operation object.

```
psa_cipher_operation_t psa_cipher_operation_init(void);
```

Returns: `psa_cipher_operation_t`

psa_cipher_encrypt_setup (function)

Set the key for a multi-part symmetric encryption operation.

```
psa_status_t psa_cipher_encrypt_setup(psa_cipher_operation_t * operation,
                                       psa_key_id_t key,
                                       psa_algorithm_t alg);
```

Parameters

operation	The operation object to set up. It must have been initialized as per the documentation for <code>psa_cipher_operation_t</code> and not yet in use.
key	Identifier of the key to use for the operation. It must remain valid until the operation terminates. It must allow the usage <code>PSA_KEY_USAGE_ENCRYPT</code> .
alg	The cipher algorithm to compute: a value of type <code>psa_algorithm_t</code> such that <code>PSA_ALG_IS_CIPHER(alg)</code> is true.

Returns: `psa_status_t`

PSA_SUCCESS	Success.
PSA_ERROR_BAD_STATE	The following conditions can result in this error: <ul style="list-style-type: none">• The operation state is not valid: it must be inactive.• The library requires initializing by a call to <code>psa_crypto_init()</code>.
PSA_ERROR_INVALID_HANDLE	key is not a valid key identifier.
PSA_ERROR_NOT_PERMITTED	The key does not have the <code>PSA_KEY_USAGE_ENCRYPT</code> flag, or it does not permit the requested algorithm.
PSA_ERROR_INVALID_ARGUMENT	The following conditions can result in this error: <ul style="list-style-type: none">• alg is not a cipher algorithm.• key is not compatible with alg.
PSA_ERROR_NOT_SUPPORTED	The following conditions can result in this error: <ul style="list-style-type: none">• alg is not supported or is not a cipher algorithm.• key is not supported for use with alg.
PSA_ERROR_INSUFFICIENT_MEMORY	
PSA_ERROR_COMMUNICATION_FAILURE	
PSA_ERROR_CORRUPTION_DETECTED	
PSA_ERROR_STORAGE_FAILURE	
PSA_ERROR_DATA_CORRUPT	
PSA_ERROR_DATA_INVALID	

Description

The sequence of operations to encrypt a message with a symmetric cipher is as follows:

1. Allocate an operation object which will be passed to all the functions listed here.
2. Initialize the operation object with one of the methods described in the documentation for `psa_cipher_operation_t`, e.g. `PSA_CIPHER_OPERATION_INIT`.
3. Call `psa_cipher_encrypt_setup()` to specify the algorithm and key.
4. Call either `psa_cipher_generate_iv()` or `psa_cipher_set_iv()` to generate or set the initialization vector (IV), if the algorithm requires one. It is recommended to use `psa_cipher_generate_iv()` unless the protocol being implemented requires a specific IV value.
5. Call `psa_cipher_update()` zero, one or more times, passing a fragment of the message each time.
6. Call `psa_cipher_finish()`.

If an error occurs at any step after a call to `psa_cipher_encrypt_setup()`, the operation will need to be reset by a call to `psa_cipher_abort()`. The application can call `psa_cipher_abort()` at any time after the operation has been initialized.

After a successful call to `psa_cipher_encrypt_setup()`, the application must eventually terminate the operation. The following events terminate an operation:

- A successful call to `psa_cipher_finish()`.
- A call to `psa_cipher_abort()`.

psa_cipher_decrypt_setup (function)

Set the key for a multi-part symmetric decryption operation.

```
psa_status_t psa_cipher_decrypt_setup(psa_cipher_operation_t * operation,
                                     psa_key_id_t key,
                                     psa_algorithm_t alg);
```

Parameters

operation	The operation object to set up. It must have been initialized as per the documentation for <code>psa_cipher_operation_t</code> and not yet in use.
key	Identifier of the key to use for the operation. It must remain valid until the operation terminates. It must allow the usage <code>PSA_KEY_USAGE_DECRYPT</code> .
alg	The cipher algorithm to compute: a value of type <code>psa_algorithm_t</code> such that <code>PSA_ALG_IS_CIPHER(alg)</code> is true.

Returns: `psa_status_t`

<code>PSA_SUCCESS</code>	Success.
<code>PSA_ERROR_BAD_STATE</code>	The following conditions can result in this error: <ul style="list-style-type: none">• The operation state is not valid: it must be inactive.• The library requires initializing by a call to <code>psa_crypto_init()</code>.
<code>PSA_ERROR_INVALID_HANDLE</code>	<code>key</code> is not a valid key identifier.
<code>PSA_ERROR_NOT_PERMITTED</code>	The key does not have the <code>PSA_KEY_USAGE_DECRYPT</code> flag, or it does not permit the requested algorithm.
<code>PSA_ERROR_INVALID_ARGUMENT</code>	The following conditions can result in this error: <ul style="list-style-type: none">• <code>alg</code> is not a cipher algorithm.• <code>key</code> is not compatible with <code>alg</code>.
<code>PSA_ERROR_NOT_SUPPORTED</code>	The following conditions can result in this error: <ul style="list-style-type: none">• <code>alg</code> is not supported or is not a cipher algorithm.• <code>key</code> is not supported for use with <code>alg</code>.
<code>PSA_ERROR_INSUFFICIENT_MEMORY</code>	
<code>PSA_ERROR_COMMUNICATION_FAILURE</code>	
<code>PSA_ERROR_CORRUPTION_DETECTED</code>	
<code>PSA_ERROR_STORAGE_FAILURE</code>	
<code>PSA_ERROR_DATA_CORRUPT</code>	
<code>PSA_ERROR_DATA_INVALID</code>	

Description

The sequence of operations to decrypt a message with a symmetric cipher is as follows:

1. Allocate an operation object which will be passed to all the functions listed here.
2. Initialize the operation object with one of the methods described in the documentation for `psa_cipher_operation_t`, e.g. `PSA_CIPHER_OPERATION_INIT`.
3. Call `psa_cipher_decrypt_setup()` to specify the algorithm and key.
4. Call `psa_cipher_set_iv()` with the initialization vector (IV) for the decryption, if the algorithm requires one. This must match the IV used for the encryption.
5. Call `psa_cipher_update()` zero, one or more times, passing a fragment of the message each time.
6. Call `psa_cipher_finish()`.

If an error occurs at any step after a call to `psa_cipher_decrypt_setup()`, the operation will need to be reset by a call to `psa_cipher_abort()`. The application can call `psa_cipher_abort()` at any time after the operation has been initialized.

After a successful call to `psa_cipher_decrypt_setup()`, the application must eventually terminate the operation. The following events terminate an operation:

- A successful call to `psa_cipher_finish()`.
- A call to `psa_cipher_abort()`.

psa_cipher_generate_iv (function)

Generate an initialization vector (IV) for a symmetric encryption operation.

```
psa_status_t psa_cipher_generate_iv(psa_cipher_operation_t * operation,
                                     uint8_t * iv,
                                     size_t iv_size,
                                     size_t * iv_length);
```

Parameters

operation	Active cipher operation.
iv	Buffer where the generated IV is to be written.
iv_size	Size of the iv buffer in bytes. This must be at least PSA_CIPHER_IV_LENGTH (key_type, alg) where key_type and alg are type of key and the algorithm respectively that were used to set up the cipher operation.
iv_length	On success, the number of bytes of the generated IV.

Returns: psa_status_t

PSA_SUCCESS	Success. The first (*iv_length) bytes of iv contain the generated IV.
PSA_ERROR_BAD_STATE	The following conditions can result in this error: <ul style="list-style-type: none">• The cipher algorithm does not use an IV.• The operation state is not valid: it must be active, with no IV set.• The library requires initializing by a call to psa_crypto_init().
PSA_ERROR_BUFFER_TOO_SMALL	The size of the iv buffer is too small. PSA_CIPHER_IV_LENGTH() or PSA_CIPHER_IV_MAX_SIZE can be used to determine a sufficient buffer size.
PSA_ERROR_INSUFFICIENT_ENTROPY	
PSA_ERROR_INSUFFICIENT_MEMORY	
PSA_ERROR_COMMUNICATION_FAILURE	
PSA_ERROR_CORRUPTION_DETECTED	
PSA_ERROR_STORAGE_FAILURE	
PSA_ERROR_DATA_CORRUPT	
PSA_ERROR_DATA_INVALID	

Description

This function generates a random IV, nonce or initial counter value for the encryption operation as appropriate for the chosen algorithm, key type and key size.

The generated IV is always the default length for the key and algorithm: [PSA_CIPHER_IV_LENGTH](#)(key_type, alg), where key_type is the type of key and alg is the algorithm that were used to set up the operation. To generate different lengths of IV, use [psa_generate_random\(\)](#) and [psa_cipher_set_iv\(\)](#).

If the cipher algorithm does not use an IV, calling this function returns a PSA_ERROR_BAD_STATE error. For these algorithms, [PSA_CIPHER_IV_LENGTH](#)(key_type, alg) will be zero.

The application must call [psa_cipher_encrypt_setup\(\)](#) before calling this function.

If this function returns an error status, the operation enters an error state and must be aborted by calling [psa_cipher_abort\(\)](#).

psa_cipher_set_iv (function)

Set the initialization vector (IV) for a symmetric encryption or decryption operation.

```
psa_status_t psa_cipher_set_iv(psa_cipher_operation_t * operation,
                               const uint8_t * iv,
                               size_t iv_length);
```

Parameters

operation	Active cipher operation.
iv	Buffer containing the IV to use.
iv_length	Size of the IV in bytes.

Returns: psa_status_t

PSA_SUCCESS	Success.
PSA_ERROR_BAD_STATE	The following conditions can result in this error: <ul style="list-style-type: none">• The cipher algorithm does not use an IV.• The operation state is not valid: it must be an active cipher encrypt operation, with no IV set.• The library requires initializing by a call to psa_crypto_init().
PSA_ERROR_INVALID_ARGUMENT	The following conditions can result in this error: <ul style="list-style-type: none">• The chosen algorithm does not use an IV.• iv_length is not valid for the chosen algorithm.
PSA_ERROR_NOT_SUPPORTED	iv_length is not supported for use with the operation's algorithm and key.
PSA_ERROR_INSUFFICIENT_MEMORY	
PSA_ERROR_COMMUNICATION_FAILURE	
PSA_ERROR_CORRUPTION_DETECTED	
PSA_ERROR_STORAGE_FAILURE	
PSA_ERROR_DATA_CORRUPT	
PSA_ERROR_DATA_INVALID	

Description

This function sets the IV, nonce or initial counter value for the encryption or decryption operation.

If the cipher algorithm does not use an IV, calling this function returns a `PSA_ERROR_BAD_STATE` error. For these algorithms, `PSA_CIPHER_IV_LENGTH(key_type, alg)` will be zero.

The application must call `psa_cipher_encrypt_setup()` or `psa_cipher_decrypt_setup()` before calling this function.

If this function returns an error status, the operation enters an error state and must be aborted by calling `psa_cipher_abort()`.

Note:

When encrypting, `psa_cipher_generate_iv()` is recommended instead of using this function, unless implementing a protocol that requires a non-random IV.

psa_cipher_update (function)

Encrypt or decrypt a message fragment in an active cipher operation.

```
psa_status_t psa_cipher_update(psa_cipher_operation_t * operation,
                               const uint8_t * input,
                               size_t input_length,
                               uint8_t * output,
                               size_t output_size,
                               size_t * output_length);
```

Parameters

operation	Active cipher operation.
input	Buffer containing the message fragment to encrypt or decrypt.
input_length	Size of the input buffer in bytes.
output	Buffer where the output is to be written.
output_size	Size of the output buffer in bytes. This must be appropriate for the selected algorithm and key: <ul style="list-style-type: none">A sufficient output size is <code>PSA_CIPHER_UPDATE_OUTPUT_SIZE(key_type, alg, input_length)</code> where <code>key_type</code> is the type of key and <code>alg</code> is the algorithm that were used to set up the operation.<code>PSA_CIPHER_UPDATE_OUTPUT_MAX_SIZE(input_length)</code> evaluates to the maximum output size of any supported cipher algorithm.
output_length	On success, the number of bytes that make up the returned output.

Returns: `psa_status_t`

<code>PSA_SUCCESS</code>	Success. The first (<code>*output_length</code>) bytes of output contain the output data.
<code>PSA_ERROR_BAD_STATE</code>	The following conditions can result in this error: <ul style="list-style-type: none">• The operation state is not valid: it must be active, with an IV set if required for the algorithm.• The library requires initializing by a call to <code>psa_crypto_init()</code>.
<code>PSA_ERROR_BUFFER_TOO_SMALL</code>	The size of the output buffer is too small. <code>PSA_CIPHER_UPDATE_OUTPUT_SIZE()</code> or <code>PSA_CIPHER_UPDATE_OUTPUT_MAX_SIZE()</code> can be used to determine a sufficient buffer size.
<code>PSA_ERROR_INVALID_ARGUMENT</code>	The total input size passed to this operation is too large for this particular algorithm.
<code>PSA_ERROR_NOT_SUPPORTED</code>	The total input size passed to this operation is too large for the implementation.
<code>PSA_ERROR_INSUFFICIENT_MEMORY</code>	
<code>PSA_ERROR_COMMUNICATION_FAILURE</code>	
<code>PSA_ERROR_CORRUPTION_DETECTED</code>	
<code>PSA_ERROR_STORAGE_FAILURE</code>	
<code>PSA_ERROR_DATA_CORRUPT</code>	
<code>PSA_ERROR_DATA_INVALID</code>	

Description

The following must occur before calling this function:

1. Call either `psa_cipher_encrypt_setup()` or `psa_cipher_decrypt_setup()`. The choice of setup function determines whether this function encrypts or decrypts its input.
2. If the algorithm requires an IV, call `psa_cipher_generate_iv()` or `psa_cipher_set_iv()`. `psa_cipher_generate_iv()` is recommended when encrypting.

If this function returns an error status, the operation enters an error state and must be aborted by calling `psa_cipher_abort()`.

`psa_cipher_finish` (function)

Finish encrypting or decrypting a message in a cipher operation.

```
psa_status_t psa_cipher_finish(psa_cipher_operation_t * operation,
                              uint8_t * output,
                              size_t output_size,
                              size_t * output_length);
```

Parameters

operation	Active cipher operation.
output	Buffer where the output is to be written.
output_size	Size of the output buffer in bytes. This must be appropriate for the selected algorithm and key: <ul style="list-style-type: none">• A sufficient output size is <code>PSA_CIPHER_FINISH_OUTPUT_SIZE(key_type, alg)</code> where <code>key_type</code> is the type of key and <code>alg</code> is the algorithm that were used to set up the operation.• <code>PSA_CIPHER_FINISH_OUTPUT_MAX_SIZE</code> evaluates to the maximum output size of any supported cipher algorithm.
output_length	On success, the number of bytes that make up the returned output.

Returns: `psa_status_t`

<code>PSA_SUCCESS</code>	Success. The first (<code>*output_length</code>) bytes of output contain the final output.
<code>PSA_ERROR_BAD_STATE</code>	The following conditions can result in this error: <ul style="list-style-type: none">• The operation state is not valid: it must be active, with an IV set if required for the algorithm.• The library requires initializing by a call to <code>psa_crypto_init()</code>.
<code>PSA_ERROR_BUFFER_TOO_SMALL</code>	The size of the output buffer is too small. <code>PSA_CIPHER_FINISH_OUTPUT_SIZE()</code> or <code>PSA_CIPHER_FINISH_OUTPUT_MAX_SIZE</code> can be used to determine a sufficient buffer size.
<code>PSA_ERROR_INVALID_PADDING</code>	This is a decryption operation for an algorithm that includes padding, and the ciphertext does not contain valid padding.
<code>PSA_ERROR_INVALID_ARGUMENT</code>	The total input size passed to this operation is not valid for this particular algorithm. For example, the algorithm is a based on block cipher and requires a whole number of blocks, but the total input size is not a multiple of the block size.
<code>PSA_ERROR_INSUFFICIENT_MEMORY</code>	
<code>PSA_ERROR_COMMUNICATION_FAILURE</code>	
<code>PSA_ERROR_CORRUPTION_DETECTED</code>	
<code>PSA_ERROR_STORAGE_FAILURE</code>	
<code>PSA_ERROR_DATA_CORRUPT</code>	
<code>PSA_ERROR_DATA_INVALID</code>	

Description

The application must call `psa_cipher_encrypt_setup()` or `psa_cipher_decrypt_setup()` before calling this function. The choice of setup function determines whether this function encrypts or decrypts its input.

This function finishes the encryption or decryption of the message formed by concatenating the inputs passed to preceding calls to `psa_cipher_update()`.

When this function returns successfully, the operation becomes inactive. If this function returns an error status, the operation enters an error state and must be aborted by calling `psa_cipher_abort()`.

psa_cipher_abort (function)

Abort a cipher operation.

```
psa_status_t psa_cipher_abort(psa_cipher_operation_t * operation);
```

Parameters

operation	Initialized cipher operation.
-----------	-------------------------------

Returns: `psa_status_t`

PSA_SUCCESS	Success. The operation object can now be discarded or reused.
PSA_ERROR_BAD_STATE	The library requires initializing by a call to <code>psa_crypto_init()</code> .
PSA_ERROR_COMMUNICATION_FAILURE	
PSA_ERROR_CORRUPTION_DETECTED	

Description

Aborting an operation frees all associated resources except for the operation object itself. Once aborted, the operation object can be reused for another operation by calling `psa_cipher_encrypt_setup()` or `psa_cipher_decrypt_setup()` again.

This function can be called any time after the operation object has been initialized as described in `psa_cipher_operation_t`.

In particular, calling `psa_cipher_abort()` after the operation has been terminated by a call to `psa_cipher_abort()` or `psa_cipher_finish()` is safe and has no effect.

10.4.4 Support macros

PSA_ALG_IS_STREAM_CIPHER (macro)

Whether the specified algorithm is a stream cipher.

```
#define PSA_ALG_IS_STREAM_CIPHER(alg) /* specification-defined value */
```

Parameters

alg An algorithm identifier: a value of type `psa_algorithm_t`.

Returns

1 if alg is a stream cipher algorithm, 0 otherwise. This macro can return either 0 or 1 if alg is not a supported algorithm identifier or if it is not a symmetric cipher algorithm.

Description

A stream cipher is a symmetric cipher that encrypts or decrypts messages by applying a bitwise-xor with a stream of bytes that is generated from a key.

PSA_CIPHER_ENCRYPT_OUTPUT_SIZE (macro)

A sufficient output buffer size for `psa_cipher_encrypt()`, in bytes.

```
#define PSA_CIPHER_ENCRYPT_OUTPUT_SIZE(key_type, alg, input_length) \
    /* implementation-defined value */
```

Parameters

key_type	A symmetric key type that is compatible with algorithm alg.
----------	---

alg A cipher algorithm: a value of type `psa_algorithm_t` such that `PSA_ALG_IS_CIPHER(alg)` is true.

input_length	Size of the input in bytes.
--------------	-----------------------------

Returns

A sufficient output size for the specified key type and algorithm. If the key type or cipher algorithm is not recognized, or the parameters are incompatible, return 0. An implementation can return either 0 or a correct size for a key type and cipher algorithm that it recognizes, but does not support.

Description

If the size of the output buffer is at least this large, it is guaranteed that `psa_cipher_encrypt()` will not fail due to an insufficient buffer size. Depending on the algorithm, the actual size of the output might be smaller.

See also [PSA_CIPHER_ENCRYPT_OUTPUT_MAX_SIZE](#).

PSA_CIPHER_ENCRYPT_OUTPUT_MAX_SIZE (macro)

A sufficient output buffer size for `psa_cipher_encrypt()`, for any of the supported key types and cipher algorithms.

```
#define PSA_CIPHER_ENCRYPT_OUTPUT_MAX_SIZE(input_length) \
    /* implementation-defined value */
```

Parameters

input_length	Size of the input in bytes.
--------------	-----------------------------

Description

If the size of the output buffer is at least this large, it is guaranteed that `psa_cipher_encrypt()` will not fail due to an insufficient buffer size.

See also `PSA_CIPHER_ENCRYPT_OUTPUT_SIZE()`.

PSA_CIPHER_DECRYPT_OUTPUT_SIZE (macro)

A sufficient output buffer size for `psa_cipher_decrypt()`, in bytes.

```
#define PSA_CIPHER_DECRYPT_OUTPUT_SIZE(key_type, alg, input_length) \  
    /* implementation-defined value */
```

Parameters

key_type	A symmetric key type that is compatible with algorithm <code>alg</code> .
alg	A cipher algorithm: a value of type <code>psa_algorithm_t</code> such that <code>PSA_ALG_IS_CIPHER(alg)</code> is true.
input_length	Size of the input in bytes.

Returns

A sufficient output size for the specified key type and algorithm. If the key type or cipher algorithm is not recognized, or the parameters are incompatible, return 0. An implementation can return either 0 or a correct size for a key type and cipher algorithm that it recognizes, but does not support.

Description

If the size of the output buffer is at least this large, it is guaranteed that `psa_cipher_decrypt()` will not fail due to an insufficient buffer size. Depending on the algorithm, the actual size of the output might be smaller.

See also `PSA_CIPHER_DECRYPT_OUTPUT_MAX_SIZE`.

PSA_CIPHER_DECRYPT_OUTPUT_MAX_SIZE (macro)

A sufficient output buffer size for `psa_cipher_decrypt()`, for any of the supported key types and cipher algorithms.

```
#define PSA_CIPHER_DECRYPT_OUTPUT_MAX_SIZE(input_length) \  
    /* implementation-defined value */
```

Parameters

<code>input_length</code>	Size of the input in bytes.
---------------------------	-----------------------------

Description

If the size of the output buffer is at least this large, it is guaranteed that `psa_cipher_decrypt()` will not fail due to an insufficient buffer size.

See also `PSA_CIPHER_DECRYPT_OUTPUT_SIZE()`.

PSA_CIPHER_IV_LENGTH (macro)

The default IV size for a cipher algorithm, in bytes.

```
#define PSA_CIPHER_IV_LENGTH(key_type, alg) /* implementation-defined value */
```

Parameters

<code>key_type</code>	A symmetric key type that is compatible with algorithm <code>alg</code> .
<code>alg</code>	A cipher algorithm: a value of type <code>psa_algorithm_t</code> such that <code>PSA_ALG_IS_CIPHER(alg)</code> is true.

Returns

The default IV size for the specified key type and algorithm. If the algorithm does not use an IV, return 0. If the key type or cipher algorithm is not recognized, or the parameters are incompatible, return 0. An implementation can return either 0 or a correct size for a key type and cipher algorithm that it recognizes, but does not support.

Description

The IV that is generated as part of a call to `psa_cipher_encrypt()` is always the default IV length for the algorithm.

This macro can be used to allocate a buffer of sufficient size to store the IV output from `psa_cipher_generate_iv()` when using a multi-part cipher operation.

See also `PSA_CIPHER_IV_MAX_SIZE`.

PSA_CIPHER_IV_MAX_SIZE (macro)

A sufficient buffer size for storing the IV generated by `psa_cipher_generate_iv()`, for any of the supported key types and cipher algorithms.

```
#define PSA_CIPHER_IV_MAX_SIZE /* implementation-defined value */
```

If the size of the IV buffer is at least this large, it is guaranteed that `psa_cipher_generate_iv()` will not fail due to an insufficient buffer size.

See also `PSA_CIPHER_IV_LENGTH()`.

PSA_CIPHER_UPDATE_OUTPUT_SIZE (macro)

A sufficient output buffer size for `psa_cipher_update()`, in bytes.

```
#define PSA_CIPHER_UPDATE_OUTPUT_SIZE(key_type, alg, input_length) \
    /* implementation-defined value */
```

Parameters

<code>key_type</code>	A symmetric key type that is compatible with algorithm <code>alg</code> .
<code>alg</code>	A cipher algorithm: a value of type <code>psa_algorithm_t</code> such that <code>PSA_ALG_IS_CIPHER(alg)</code> is true.
<code>input_length</code>	Size of the input in bytes.

Returns

A sufficient output size for the specified key type and algorithm. If the key type or cipher algorithm is not recognized, or the parameters are incompatible, return 0. An implementation can return either 0 or a correct size for a key type and cipher algorithm that it recognizes, but does not support.

Description

If the size of the output buffer is at least this large, it is guaranteed that `psa_cipher_update()` will not fail due to an insufficient buffer size. The actual size of the output might be smaller in any given call.

See also `PSA_CIPHER_UPDATE_OUTPUT_MAX_SIZE`.

PSA_CIPHER_UPDATE_OUTPUT_MAX_SIZE (macro)

A sufficient output buffer size for `psa_cipher_update()`, for any of the supported key types and cipher algorithms.

```
#define PSA_CIPHER_UPDATE_OUTPUT_MAX_SIZE(input_length) \
    /* implementation-defined value */
```

Parameters

<code>input_length</code>	Size of the input in bytes.
---------------------------	-----------------------------

Description

If the size of the output buffer is at least this large, it is guaranteed that `psa_cipher_update()` will not fail due to an insufficient buffer size.

See also `PSA_CIPHER_UPDATE_OUTPUT_SIZE()`.

PSA_CIPHER_FINISH_OUTPUT_SIZE (macro)

A sufficient output buffer size for `psa_cipher_finish()`.

```
#define PSA_CIPHER_FINISH_OUTPUT_SIZE(key_type, alg) \
    /* implementation-defined value */
```

Parameters

key_type	A symmetric key type that is compatible with algorithm alg.
alg	A cipher algorithm: a value of type <code>psa_algorithm_t</code> such that <code>PSA_ALG_IS_CIPHER(alg)</code> is true.

Returns

A sufficient output size for the specified key type and algorithm. If the key type or cipher algorithm is not recognized, or the parameters are incompatible, return 0. An implementation can return either 0 or a correct size for a key type and cipher algorithm that it recognizes, but does not support.

Description

If the size of the output buffer is at least this large, it is guaranteed that `psa_cipher_finish()` will not fail due to an insufficient buffer size. The actual size of the output might be smaller in any given call.

See also `PSA_CIPHER_FINISH_OUTPUT_MAX_SIZE`.

PSA_CIPHER_FINISH_OUTPUT_MAX_SIZE (macro)

A sufficient output buffer size for `psa_cipher_finish()`, for any of the supported key types and cipher algorithms.

```
#define PSA_CIPHER_FINISH_OUTPUT_MAX_SIZE /* implementation-defined value */
```

If the size of the output buffer is at least this large, it is guaranteed that `psa_cipher_finish()` will not fail due to an insufficient buffer size.

See also `PSA_CIPHER_FINISH_OUTPUT_SIZE()`.

PSA_BLOCK_CIPHER_BLOCK_LENGTH (macro)

The block size of a block cipher.

```
#define PSA_BLOCK_CIPHER_BLOCK_LENGTH(type) /* specification-defined value */
```

Parameters

type	A cipher key type: a value of type <code>psa_key_type_t</code> .
------	--

Returns

The block size for a block cipher, or 1 for a stream cipher. The return value is undefined if type is not a supported cipher key type.

Description

Note:

It is possible to build stream cipher algorithms on top of a block cipher, for example CTR mode (`PSA_ALG_CTR`). This macro only takes the key type into account, so it cannot be used to determine the size of the data that `psa_cipher_update()` might buffer for future processing in general.

See also `PSA_BLOCK_CIPHER_BLOCK_MAX_SIZE`.

PSA_BLOCK_CIPHER_BLOCK_MAX_SIZE (macro)

The maximum block size of a block cipher supported by the implementation.

```
#define PSA_BLOCK_CIPHER_BLOCK_MAX_SIZE /* implementation-defined value */
```

See also [PSA_BLOCK_CIPHER_BLOCK_LENGTH\(\)](#).

10.5 Authenticated encryption with associated data (AEAD)

The single-part AEAD functions are:

- [psa_aead_encrypt\(\)](#) to encrypt a message using an authenticated symmetric cipher.
- [psa_aead_decrypt\(\)](#) to decrypt a message using an authenticated symmetric cipher.

These functions follow the interface recommended by *An Interface and Algorithms for Authenticated Encryption* [RFC5116].

The encryption function requires a nonce to be provided. To generate a random nonce, either call [psa_generate_random\(\)](#) or use the AEAD multi-part API.

The [psa_aead_operation_t](#) multi-part operation permits alternative initialization parameters and allows messages to be processed in fragments. A multi-part AEAD operation is used as follows:

1. Initialize the [psa_aead_operation_t](#) object to zero, or by assigning the value of the associated macro [PSA_AEAD_OPERATION_INIT](#).
2. Call [psa_aead_encrypt_setup\(\)](#) or [psa_aead_decrypt_setup\(\)](#) to specify the algorithm and key.
3. Provide additional parameters:
 - If the algorithm requires it, call [psa_aead_set_lengths\(\)](#) to specify the length of the non-encrypted and encrypted inputs to the operation.
 - When encrypting, call either [psa_aead_generate_nonce\(\)](#) or [psa_aead_set_nonce\(\)](#) to generate or set the nonce.
 - When decrypting, call [psa_aead_set_nonce\(\)](#) to set the nonce.
4. Call [psa_aead_update_ad\(\)](#) zero or more times with fragments of the non-encrypted additional data.
5. Call [psa_aead_update\(\)](#) zero or more times with fragments of the plaintext or ciphertext to encrypt or decrypt.
6. At the end of the message, call the required finishing function:
 - To complete an encryption operation, call [psa_aead_finish\(\)](#) to compute and return authentication tag.
 - To complete a decryption operation, call [psa_aead_verify\(\)](#) to compute the authentication tag and verify it against a reference value.

To abort the operation or recover from an error, call [psa_aead_abort\(\)](#).

Note:

Using a multi-part interface to authenticated encryption raises specific issues.

- Multi-part authenticated decryption produces intermediate results that are not authenticated. Revealing unauthenticated results, either directly or indirectly through the application's behavior, can compromise the confidentiality of all inputs that are encrypted with the same key. See the [detailed warning](#).
- For encryption, some common algorithms cannot be processed in a streaming fashion. For SIV mode, the whole plaintext must be known before the encryption can start; the multi-part AEAD API is not meant to be usable with SIV mode. For CCM mode, the length of the plaintext must be known before the encryption can start; the application can call the function [psa_aead_set_lengths\(\)](#) to provide these lengths before providing input.

10.5.1 AEAD algorithms

PSA_ALG_CCM (macro)

The *Counter with CBC-MAC* (CCM) authenticated encryption algorithm.

```
#define PSA_ALG_CCM ((psa_algorithm_t)0x05500100)
```

CCM is defined for block ciphers that have a 128-bit block size. The underlying block cipher is determined by the key type.

To use [PSA_ALG_CCM](#) with a multi-part AEAD operation, the application must call [psa_aead_set_lengths\(\)](#) before providing the nonce, the additional data and plaintext to the operation.

CCM requires a nonce of between 7 and 13 bytes in length. The length of the nonce affects the maximum length of the plaintext that can be encrypted or decrypted. If the nonce has length N , then the plaintext length $pLen$ is encoded in $L = 15 - N$ octets, this requires that $pLen < 2^{8L}$.

The value for L that is used with [PSA_ALG_CCM](#) depends on the function used to provide the nonce:

- A call to [psa_aead_encrypt\(\)](#), [psa_aead_decrypt\(\)](#), or [psa_aead_set_nonce\(\)](#) will set L to $15 - \text{nonce_length}$. If the plaintext length cannot be encoded in L octets, then a `PSA_ERROR_INVALID_ARGUMENT` error is returned.
- A call to [psa_aead_generate_nonce\(\)](#) on a multi-part cipher operation will select L as the smallest integer ≥ 2 where $pLen < 2^{8L}$, with $pLen$ being the `plaintext_length` provided to [psa_aead_set_lengths\(\)](#). The call to [psa_aead_generate_nonce\(\)](#) will generate and return a random nonce of length $15 - L$ bytes.

CCM supports authentication tag sizes of 4, 6, 8, 10, 12, 14, and 16 bytes. The default tag length is 16. Shortened tag lengths can be requested using [PSA_ALG_AEAD_WITH_SHORTENED_TAG\(PSA_ALG_CCM, tag_length\)](#), where `tag_length` is a valid CCM tag length.

The CCM block cipher mode is defined in *Counter with CBC-MAC (CCM)* [\[RFC3610\]](#).

Compatible key types

[PSA_KEY_TYPE_AES](#)

[PSA_KEY_TYPE_ARIA](#)

[PSA_KEY_TYPE_CAMELLIA](#)

[PSA_KEY_TYPE_SM4](#)

PSA_ALG_GCM (macro)

The *Galois/Counter Mode* (GCM) authenticated encryption algorithm.

```
#define PSA_ALG_GCM ((psa_algorithm_t)0x05500200)
```

GCM is defined for block ciphers that have a 128-bit block size. The underlying block cipher is determined by the key type.

GCM requires a nonce of at least 1 byte in length. The maximum supported nonce size is [IMPLEMENTATION DEFINED](#). Calling [psa_aead_generate_nonce\(\)](#) will generate a random 12-byte nonce.

GCM supports authentication tag sizes of 4, 8, 12, 13, 14, 15, and 16 bytes. The default tag length is 16. Shortened tag lengths can be requested using [PSA_ALG_AEAD_WITH_SHORTENED_TAG\(PSA_ALG_GCM, tag_length\)](#), where `tag_length` is a valid GCM tag length.

The GCM block cipher mode is defined in *NIST Special Publication 800-38D: Recommendation for Block Cipher Modes of Operation: Galois/Counter Mode (GCM) and GMAC* [[SP800-38D](#)].

Compatible key types

[PSA_KEY_TYPE_AES](#)

[PSA_KEY_TYPE_ARIA](#)

[PSA_KEY_TYPE_CAMELLIA](#)

[PSA_KEY_TYPE_SM4](#)

PSA_ALG_CHACHA20_POLY1305 (macro)

The ChaCha20-Poly1305 AEAD algorithm.

```
#define PSA_ALG_CHACHA20_POLY1305 ((psa_algorithm_t)0x05100500)
```

There are two defined variants of ChaCha20-Poly1305:

- An implementation that supports ChaCha20-Poly1305 must support the variant defined by *ChaCha20 and Poly1305 for IETF Protocols* [[RFC7539](#)], which has a 96-bit nonce and 32-bit counter.
- An implementation can optionally also support the original variant defined by *ChaCha*, a variant of *Salsa20* [[CHACHA20](#)], which has a 64-bit nonce and 64-bit counter.

The variant used for the AEAD encryption or decryption operation, depends on the nonce provided for an AEAD operation using [PSA_ALG_CHACHA20_POLY1305](#):

- A nonce provided in a call to [psa_aead_encrypt\(\)](#), [psa_aead_decrypt\(\)](#) or [psa_aead_set_nonce\(\)](#) must be 8 or 12 bytes. The size of nonce will select the appropriate variant of the algorithm.

- A nonce generated by a call to `psa_aead_generate_nonce()` will be 12 bytes, and will use the [RFC7539] variant.

Implementations must support 16-byte tags. It is recommended that truncated tag sizes are rejected.

Compatible key types

`PSA_KEY_TYPE_CHACHA20`

PSA_ALG_AEAD_WITH_SHORTENED_TAG (macro)

Macro to build a AEAD algorithm with a shortened tag.

```
#define PSA_ALG_AEAD_WITH_SHORTENED_TAG(aead_alg, tag_length) \
    /* specification-defined value */
```

Parameters

<code>aead_alg</code>	An AEAD algorithm: a value of type <code>psa_algorithm_t</code> such that <code>PSA_ALG_IS_AEAD(aead_alg)</code> is true.
<code>tag_length</code>	Desired length of the authentication tag in bytes.

Returns

The corresponding AEAD algorithm with the specified tag length.

Unspecified if `aead_alg` is not a supported AEAD algorithm or if `tag_length` is not valid for the specified AEAD algorithm.

Description

An AEAD algorithm with a shortened tag is similar to the corresponding AEAD algorithm, but has an authentication tag that consists of fewer bytes. Depending on the algorithm, the tag length might affect the calculation of the ciphertext.

The AEAD algorithm with a default length tag can be recovered using `PSA_ALG_AEAD_WITH_DEFAULT_LENGTH_TAG()`.

Compatible key types

The resulting AEAD algorithm is compatible with the same key types as the AEAD algorithm used to construct it.

PSA_ALG_AEAD_WITH_DEFAULT_LENGTH_TAG (macro)

An AEAD algorithm with the default tag length.

```
#define PSA_ALG_AEAD_WITH_DEFAULT_LENGTH_TAG(aead_alg) \
    /* specification-defined value */
```

Parameters

`aead_alg` An AEAD algorithm: a value of type `psa_algorithm_t` such that `PSA_ALG_IS_AEAD(aead_alg)` is true.

Returns

The corresponding AEAD algorithm with the default tag length for that algorithm.

Description

This macro can be used to construct the AEAD algorithm with default tag length from an AEAD algorithm with a shortened tag. See also `PSA_ALG_AEAD_WITH_SHORTENED_TAG()`.

Compatible key types

The resulting AEAD algorithm is compatible with the same key types as the AEAD algorithm used to construct it.

PSA_ALG_AEAD_WITH_AT_LEAST_THIS_LENGTH_TAG (macro)

Macro to build an AEAD minimum-tag-length wildcard algorithm.

```
#define PSA_ALG_AEAD_WITH_AT_LEAST_THIS_LENGTH_TAG(aead_alg, min_tag_length) \  
    /* specification-defined value */
```

Parameters

<code>aead_alg</code>	An AEAD algorithm: a value of type <code>psa_algorithm_t</code> such that <code>PSA_ALG_IS_AEAD(aead_alg)</code> is true.
<code>min_tag_length</code>	Desired minimum length of the authentication tag in bytes. This must be at least 1 and at most the largest allowed tag length of the algorithm.

Returns

The corresponding AEAD wildcard algorithm with the specified minimum tag length.

Unspecified if `aead_alg` is not a supported AEAD algorithm or if `min_tag_length` is less than 1 or too large for the specified AEAD algorithm.

Description

A key with a minimum-tag-length AEAD wildcard algorithm as permitted algorithm policy can be used with all AEAD algorithms sharing the same base algorithm, and where the tag length of the specific algorithm is equal to or larger than the minimum tag length specified by the wildcard algorithm.

Note:

When setting the minimum required tag length to less than the smallest tag length allowed by the base algorithm, this effectively becomes an 'any-tag-length-allowed' policy for that base algorithm.

The AEAD algorithm with a default length tag can be recovered using `PSA_ALG_AEAD_WITH_DEFAULT_LENGTH_TAG()`.

Compatible key types

The resulting wildcard AEAD algorithm is compatible with the same key types as the AEAD algorithm used to construct it.

10.5.2 Single-part AEAD functions

psa_aead_encrypt (function)

Process an authenticated encryption operation.

```
psa_status_t psa_aead_encrypt(psa_key_id_t key,
                              psa_algorithm_t alg,
                              const uint8_t * nonce,
                              size_t nonce_length,
                              const uint8_t * additional_data,
                              size_t additional_data_length,
                              const uint8_t * plaintext,
                              size_t plaintext_length,
                              uint8_t * ciphertext,
                              size_t ciphertext_size,
                              size_t * ciphertext_length);
```

Parameters

key	Identifier of the key to use for the operation. It must allow the usage PSA_KEY_USAGE_ENCRYPT .
alg	The AEAD algorithm to compute: a value of type psa_algorithm_t such that PSA_ALG_IS_AEAD (alg) is true.
nonce	Nonce or IV to use.
nonce_length	Size of the nonce buffer in bytes. This must be appropriate for the selected algorithm. The default nonce size is PSA_AEAD_NONCE_LENGTH (key_type, alg) where key_type is the type of key.
additional_data	Additional data that will be authenticated but not encrypted.
additional_data_length	Size of additional_data in bytes.
plaintext	Data that will be authenticated and encrypted.
plaintext_length	Size of plaintext in bytes.
ciphertext	Output buffer for the authenticated and encrypted data. The additional data is not part of this output. For algorithms where the encrypted data and the authentication tag are defined as separate outputs, the authentication tag is appended to the encrypted data.
ciphertext_size	Size of the ciphertext buffer in bytes. This must be appropriate for the selected algorithm and key: <ul style="list-style-type: none">• A sufficient output size is PSA_AEAD_ENCRYPT_OUTPUT_SIZE(key_type, alg, plaintext_length) where key_type is the type of key.

- [PSA_AEAD_ENCRYPT_OUTPUT_MAX_SIZE](#)(plaintext_length) evaluates to the maximum ciphertext size of any supported AEAD encryption.

ciphertext_length

On success, the size of the output in the ciphertext buffer.

Returns: psa_status_t

PSA_SUCCESS

Success. The first (*ciphertext_length) bytes of ciphertext contain the output.

PSA_ERROR_BAD_STATE

The library requires initializing by a call to [psa_crypto_init\(\)](#).

PSA_ERROR_INVALID_HANDLE

key is not a valid key identifier.

PSA_ERROR_NOT_PERMITTED

The key does not have the [PSA_KEY_USAGE_ENCRYPT](#) flag, or it does not permit the requested algorithm.

PSA_ERROR_BUFFER_TOO_SMALL

The size of the ciphertext buffer is too small.

[PSA_AEAD_ENCRYPT_OUTPUT_SIZE\(\)](#) or

[PSA_AEAD_ENCRYPT_OUTPUT_MAX_SIZE\(\)](#) can be used to determine a sufficient buffer size.

PSA_ERROR_INVALID_ARGUMENT

The following conditions can result in this error:

- alg is not an AEAD algorithm.
- key is not compatible with alg.
- nonce_length is not valid for use with alg and key.
- additional_data_length or plaintext_length are too large for alg.

PSA_ERROR_NOT_SUPPORTED

The following conditions can result in this error:

- alg is not supported or is not an AEAD algorithm.
- key is not supported for use with alg.
- nonce_length is not supported for use with alg and key.
- additional_data_length or plaintext_length are too large for the implementation.

PSA_ERROR_INSUFFICIENT_MEMORY

PSA_ERROR_COMMUNICATION_FAILURE

PSA_ERROR_CORRUPTION_DETECTED

PSA_ERROR_STORAGE_FAILURE

PSA_ERROR_DATA_CORRUPT

PSA_ERROR_DATA_INVALID

psa_aead_decrypt (function)

Process an authenticated decryption operation.

```
psa_status_t psa_aead_decrypt(psa_key_id_t key,
                              psa_algorithm_t alg,
                              const uint8_t * nonce,
                              size_t nonce_length,
                              const uint8_t * additional_data,
                              size_t additional_data_length,
                              const uint8_t * ciphertext,
                              size_t ciphertext_length,
                              uint8_t * plaintext,
                              size_t plaintext_size,
                              size_t * plaintext_length);
```

Parameters

key	Identifier of the key to use for the operation. It must allow the usage PSA_KEY_USAGE_DECRYPT .
alg	The AEAD algorithm to compute: a value of type psa_algorithm_t such that PSA_ALG_IS_AEAD (alg) is true.
nonce	Nonce or IV to use.
nonce_length	Size of the nonce buffer in bytes. This must be appropriate for the selected algorithm. The default nonce size is PSA_AEAD_NONCE_LENGTH (key_type, alg) where key_type is the type of key.
additional_data	Additional data that has been authenticated but not encrypted.
additional_data_length	Size of additional_data in bytes.
ciphertext	Data that has been authenticated and encrypted. For algorithms where the encrypted data and the authentication tag are defined as separate inputs, the buffer must contain the encrypted data followed by the authentication tag.
ciphertext_length	Size of ciphertext in bytes.
plaintext	Output buffer for the decrypted data.
plaintext_size	Size of the plaintext buffer in bytes. This must be appropriate for the selected algorithm and key: <ul style="list-style-type: none">• A sufficient output size is PSA_AEAD_DECRYPT_OUTPUT_SIZE(key_type, alg, ciphertext_length) where key_type is the type of key.• PSA_AEAD_DECRYPT_OUTPUT_MAX_SIZE(ciphertext_length) evaluates to the maximum plaintext size of any supported AEAD decryption.
plaintext_length	On success, the size of the output in the plaintext buffer.

Returns: `psa_status_t`

<code>PSA_SUCCESS</code>	Success. The first (<code>*plaintext_length</code>) bytes of <code>plaintext</code> contain the output.
<code>PSA_ERROR_BAD_STATE</code>	The library requires initializing by a call to <code>psa_crypto_init()</code> .
<code>PSA_ERROR_INVALID_HANDLE</code>	<code>key</code> is not a valid key identifier.
<code>PSA_ERROR_NOT_PERMITTED</code>	The key does not have the <code>PSA_KEY_USAGE_DECRYPT</code> flag, or it does not permit the requested algorithm.
<code>PSA_ERROR_INVALID_SIGNATURE</code>	The ciphertext is not authentic.
<code>PSA_ERROR_BUFFER_TOO_SMALL</code>	The size of the <code>plaintext</code> buffer is too small. <code>PSA_AEAD_DECRYPT_OUTPUT_SIZE()</code> or <code>PSA_AEAD_DECRYPT_OUTPUT_MAX_SIZE()</code> can be used to determine a sufficient buffer size.
<code>PSA_ERROR_INVALID_ARGUMENT</code>	The following conditions can result in this error: <ul style="list-style-type: none">• <code>alg</code> is not an AEAD algorithm.• <code>key</code> is not compatible with <code>alg</code>.• <code>nonce_length</code> is not valid for use with <code>alg</code> and <code>key</code>.• <code>additional_data_length</code> or <code>ciphertext_length</code> are too large for <code>alg</code>.
<code>PSA_ERROR_NOT_SUPPORTED</code>	The following conditions can result in this error: <ul style="list-style-type: none">• <code>alg</code> is not supported or is not an AEAD algorithm.• <code>key</code> is not supported for use with <code>alg</code>.• <code>nonce_length</code> is not supported for use with <code>alg</code> and <code>key</code>.• <code>additional_data_length</code> or <code>plaintext_length</code> are too large for the implementation.
<code>PSA_ERROR_INSUFFICIENT_MEMORY</code>	
<code>PSA_ERROR_COMMUNICATION_FAILURE</code>	
<code>PSA_ERROR_CORRUPTION_DETECTED</code>	
<code>PSA_ERROR_STORAGE_FAILURE</code>	
<code>PSA_ERROR_DATA_CORRUPT</code>	
<code>PSA_ERROR_DATA_INVALID</code>	

10.5.3 Multi-part AEAD operations

Warning: When decrypting using a multi-part AEAD operation, there is no guarantee that the input or output is valid until `psa_aead_verify()` has returned `PSA_SUCCESS`.

A call to `psa_aead_update()` or `psa_aead_update_ad()` returning `PSA_SUCCESS` **does not** indicate that the input and output is valid.

Until an application calls `psa_aead_verify()` and it has returned `PSA_SUCCESS`, the following rules apply to input and output data from a multi-part AEAD operation:

- Do not trust the input. If the application takes any action that depends on the input data, this action will need to be undone if the input turns out to be invalid.
- Store the output in a confidential location. In particular, the application must not copy the output to a memory or storage space which is shared.
- Do not trust the output. If the application takes any action that depends on the tentative decrypted data, this action will need to be undone if the input turns out to be invalid. Furthermore, if an adversary can observe that this action took place, for example, through timing, they might be able to use this fact as an oracle to decrypt any message encrypted with the same key.

An application that does not follow these rules might be vulnerable to maliciously constructed AEAD input data.

psa_aead_operation_t (typedef)

The type of the state object for multi-part AEAD operations.

```
typedef /* implementation-defined type */ psa_aead_operation_t;
```

Before calling any function on an AEAD operation object, the application must initialize it by any of the following means:

- Set the object to all-bits-zero, for example:

```
psa_aead_operation_t operation;
memset(&operation, 0, sizeof(operation));
```

- Initialize the object to logical zero values by declaring the object as static or global without an explicit initializer, for example:

```
static psa_aead_operation_t operation;
```

- Initialize the object to the initializer `PSA_AEAD_OPERATION_INIT`, for example:

```
psa_aead_operation_t operation = PSA_AEAD_OPERATION_INIT;
```

- Assign the result of the function `psa_aead_operation_init()` to the object, for example:

```
psa_aead_operation_t operation;
operation = psa_aead_operation_init();
```

This is an implementation-defined type. Applications that make assumptions about the content of this object will result in implementation-specific behavior, and are non-portable.

PSA_AEAD_OPERATION_INIT (macro)

This macro returns a suitable initializer for an AEAD operation object of type [psa_aead_operation_t](#).

```
#define PSA_AEAD_OPERATION_INIT /* implementation-defined value */
```

psa_aead_operation_init (function)

Return an initial value for an AEAD operation object.

```
psa_aead_operation_t psa_aead_operation_init(void);
```

Returns: [psa_aead_operation_t](#)

psa_aead_encrypt_setup (function)

Set the key for a multi-part authenticated encryption operation.

```
psa_status_t psa_aead_encrypt_setup(psa_aead_operation_t * operation,  
                                     psa_key_id_t key,  
                                     psa_algorithm_t alg);
```

Parameters

operation	The operation object to set up. It must have been initialized as per the documentation for psa_aead_operation_t and not yet in use.
key	Identifier of the key to use for the operation. It must remain valid until the operation terminates. It must allow the usage PSA_KEY_USAGE_ENCRYPT .
alg	The AEAD algorithm: a value of type psa_algorithm_t such that PSA_ALG_IS_AEAD (alg) is true.

Returns: [psa_status_t](#)

PSA_SUCCESS	Success.
PSA_ERROR_BAD_STATE	The following conditions can result in this error: <ul style="list-style-type: none">• The operation state is not valid: it must be inactive.• The library requires initializing by a call to psa_crypto_init().
PSA_ERROR_INVALID_HANDLE	key is not a valid key identifier.
PSA_ERROR_NOT_PERMITTED	The key does not have the PSA_KEY_USAGE_ENCRYPT flag, or it does not permit the requested algorithm.
PSA_ERROR_INVALID_ARGUMENT	The following conditions can result in this error: <ul style="list-style-type: none">• alg is not an AEAD algorithm.• key is not compatible with alg.
PSA_ERROR_NOT_SUPPORTED	The following conditions can result in this error: <ul style="list-style-type: none">• alg is not supported or is not an AEAD algorithm.• key is not supported for use with alg.
PSA_ERROR_INSUFFICIENT_MEMORY	

PSA_ERROR_COMMUNICATION_FAILURE
PSA_ERROR_CORRUPTION_DETECTED
PSA_ERROR_STORAGE_FAILURE
PSA_ERROR_DATA_CORRUPT
PSA_ERROR_DATA_INVALID

Description

The sequence of operations to encrypt a message with authentication is as follows:

1. Allocate an operation object which will be passed to all the functions listed here.
2. Initialize the operation object with one of the methods described in the documentation for `psa_aead_operation_t`, e.g. `PSA_AEAD_OPERATION_INIT`.
3. Call `psa_aead_encrypt_setup()` to specify the algorithm and key.
4. If needed, call `psa_aead_set_lengths()` to specify the length of the inputs to the subsequent calls to `psa_aead_update_ad()` and `psa_aead_update()`. See the documentation of `psa_aead_set_lengths()` for details.
5. Call either `psa_aead_generate_nonce()` or `psa_aead_set_nonce()` to generate or set the nonce. It is recommended to use `psa_aead_generate_nonce()` unless the protocol being implemented requires a specific nonce value.
6. Call `psa_aead_update_ad()` zero, one or more times, passing a fragment of the non-encrypted additional authenticated data each time.
7. Call `psa_aead_update()` zero, one or more times, passing a fragment of the message to encrypt each time.
8. Call `psa_aead_finish()`.

If an error occurs at any step after a call to `psa_aead_encrypt_setup()`, the operation will need to be reset by a call to `psa_aead_abort()`. The application can call `psa_aead_abort()` at any time after the operation has been initialized.

After a successful call to `psa_aead_encrypt_setup()`, the application must eventually terminate the operation. The following events terminate an operation:

- A successful call to `psa_aead_finish()`.
- A call to `psa_aead_abort()`.

psa_aead_decrypt_setup (function)

Set the key for a multi-part authenticated decryption operation.

```
psa_status_t psa_aead_decrypt_setup(psa_aead_operation_t * operation,  
                                   psa_key_id_t key,  
                                   psa_algorithm_t alg);
```

Parameters

operation	The operation object to set up. It must have been initialized as per the documentation for psa_aead_operation_t and not yet in use.
key	Identifier of the key to use for the operation. It must remain valid until the operation terminates. It must allow the usage PSA_KEY_USAGE_DECRYPT .
alg	The AEAD algorithm to compute: a value of type psa_algorithm_t such that PSA_ALG_IS_AEAD (alg) is true.

Returns: [psa_status_t](#)

PSA_SUCCESS	Success.
PSA_ERROR_BAD_STATE	The following conditions can result in this error: <ul style="list-style-type: none">• The operation state is not valid: it must be inactive.• The library requires initializing by a call to psa_crypto_init().
PSA_ERROR_INVALID_HANDLE	key is not a valid key identifier.
PSA_ERROR_NOT_PERMITTED	The key does not have the PSA_KEY_USAGE_DECRYPT flag, or it does not permit the requested algorithm.
PSA_ERROR_INVALID_ARGUMENT	The following conditions can result in this error: <ul style="list-style-type: none">• alg is not an AEAD algorithm.• key is not compatible with alg.
PSA_ERROR_NOT_SUPPORTED	The following conditions can result in this error: <ul style="list-style-type: none">• alg is not supported or is not an AEAD algorithm.• key is not supported for use with alg.
PSA_ERROR_INSUFFICIENT_MEMORY	
PSA_ERROR_COMMUNICATION_FAILURE	
PSA_ERROR_CORRUPTION_DETECTED	
PSA_ERROR_STORAGE_FAILURE	
PSA_ERROR_DATA_CORRUPT	
PSA_ERROR_DATA_INVALID	

Description

The sequence of operations to decrypt a message with authentication is as follows:

1. Allocate an operation object which will be passed to all the functions listed here.
2. Initialize the operation object with one of the methods described in the documentation for [psa_aead_operation_t](#), e.g. [PSA_AEAD_OPERATION_INIT](#).
3. Call [psa_aead_decrypt_setup\(\)](#) to specify the algorithm and key.
4. If needed, call [psa_aead_set_lengths\(\)](#) to specify the length of the inputs to the subsequent calls to [psa_aead_update_ad\(\)](#) and [psa_aead_update\(\)](#). See the documentation of [psa_aead_set_lengths\(\)](#) for details.

5. Call `psa_aead_set_nonce()` with the nonce for the decryption.
6. Call `psa_aead_update_ad()` zero, one or more times, passing a fragment of the non-encrypted additional authenticated data each time.
7. Call `psa_aead_update()` zero, one or more times, passing a fragment of the ciphertext to decrypt each time.
8. Call `psa_aead_verify()`.

If an error occurs at any step after a call to `psa_aead_decrypt_setup()`, the operation will need to be reset by a call to `psa_aead_abort()`. The application can call `psa_aead_abort()` at any time after the operation has been initialized.

After a successful call to `psa_aead_decrypt_setup()`, the application must eventually terminate the operation. The following events terminate an operation:

- A successful call to `psa_aead_verify()`.
- A call to `psa_aead_abort()`.

psa_aead_set_lengths (function)

Declare the lengths of the message and additional data for AEAD.

```
psa_status_t psa_aead_set_lengths(psa_aead_operation_t * operation,
                                size_t ad_length,
                                size_t plaintext_length);
```

Parameters

<code>operation</code>	Active AEAD operation.
<code>ad_length</code>	Size of the non-encrypted additional authenticated data in bytes.
<code>plaintext_length</code>	Size of the plaintext to encrypt in bytes.

Returns: `psa_status_t`

<code>PSA_SUCCESS</code>	Success.
<code>PSA_ERROR_BAD_STATE</code>	The following conditions can result in this error: <ul style="list-style-type: none"> • The operation state is not valid: it must be active, and <code>psa_aead_set_nonce()</code> and <code>psa_aead_generate_nonce()</code> must not have been called yet. • The library requires initializing by a call to <code>psa_crypto_init()</code>.
<code>PSA_ERROR_INVALID_ARGUMENT</code>	<code>ad_length</code> or <code>plaintext_length</code> are too large for the chosen algorithm.
<code>PSA_ERROR_NOT_SUPPORTED</code>	<code>ad_length</code> or <code>plaintext_length</code> are too large for the implementation.
<code>PSA_ERROR_INSUFFICIENT_MEMORY</code>	
<code>PSA_ERROR_COMMUNICATION_FAILURE</code>	
<code>PSA_ERROR_CORRUPTION_DETECTED</code>	

Description

The application must call this function before calling [psa_aead_set_nonce\(\)](#) or [psa_aead_generate_nonce\(\)](#), if the algorithm for the operation requires it. If the algorithm does not require it, calling this function is optional, but if this function is called then the implementation must enforce the lengths.

- For [PSA_ALG_CCM](#), calling this function is required.
- For the other AEAD algorithms defined in this specification, calling this function is not required.
- For vendor-defined algorithm, refer to the vendor documentation.

If this function returns an error status, the operation enters an error state and must be aborted by calling [psa_aead_abort\(\)](#).

psa_aead_generate_nonce (function)

Generate a random nonce for an authenticated encryption operation.

```
psa_status_t psa_aead_generate_nonce(psa_aead_operation_t * operation,
                                     uint8_t * nonce,
                                     size_t nonce_size,
                                     size_t * nonce_length);
```

Parameters

operation	Active AEAD operation.
nonce	Buffer where the generated nonce is to be written.
nonce_size	Size of the nonce buffer in bytes. This must be appropriate for the selected algorithm and key: <ul style="list-style-type: none">• A sufficient output size is PSA_AEAD_NONCE_LENGTH(key_type, alg) where key_type is the type of key and alg is the algorithm that were used to set up the operation.• PSA_AEAD_NONCE_MAX_SIZE evaluates to a sufficient output size for any supported AEAD algorithm.
nonce_length	On success, the number of bytes of the generated nonce.

Returns: psa_status_t

PSA_SUCCESS	Success. The first (*nonce_length) bytes of nonce contain the generated nonce.
PSA_ERROR_BAD_STATE	The following conditions can result in this error: <ul style="list-style-type: none">• The operation state is not valid: it must be an active AEAD encryption operation, with no nonce set.• The operation state is not valid: this is an algorithm which requires psa_aead_set_lengths() to be called before setting the nonce.• The library requires initializing by a call to psa_crypto_init().
PSA_ERROR_BUFFER_TOO_SMALL	The size of the nonce buffer is too small. PSA_AEAD_NONCE_LENGTH() or PSA_AEAD_NONCE_MAX_SIZE can be used to determine a sufficient buffer size.

[PSA_ERROR_INSUFFICIENT_ENTROPY](#)
[PSA_ERROR_INSUFFICIENT_MEMORY](#)
[PSA_ERROR_COMMUNICATION_FAILURE](#)
[PSA_ERROR_CORRUPTION_DETECTED](#)
[PSA_ERROR_STORAGE_FAILURE](#)
[PSA_ERROR_DATA_CORRUPT](#)
[PSA_ERROR_DATA_INVALID](#)

Description

This function generates a random nonce for the authenticated encryption operation with an appropriate size for the chosen algorithm, key type and key size.

Most algorithms generate a default-length nonce, as returned by [PSA_AEAD_NONCE_LENGTH\(\)](#). Some algorithms can return a shorter nonce from [psa_aead_generate_nonce\(\)](#), see the individual algorithm descriptions for details.

The application must call [psa_aead_encrypt_setup\(\)](#) before calling this function. If applicable for the algorithm, the application must call [psa_aead_set_lengths\(\)](#) before calling this function.

If this function returns an error status, the operation enters an error state and must be aborted by calling [psa_aead_abort\(\)](#).

psa_aead_set_nonce (function)

Set the nonce for an authenticated encryption or decryption operation.

```
psa_status_t psa_aead_set_nonce(psa_aead_operation_t * operation,
                                const uint8_t * nonce,
                                size_t nonce_length);
```

Parameters

operation	Active AEAD operation.
nonce	Buffer containing the nonce to use.
nonce_length	Size of the nonce in bytes. This must be a valid nonce size for the chosen algorithm. The default nonce size is PSA_AEAD_NONCE_LENGTH (key_type, alg) where key_type and alg are type of key and the algorithm respectively that were used to set up the AEAD operation.

Returns: psa_status_t

PSA_SUCCESS	Success.
PSA_ERROR_BAD_STATE	The following conditions can result in this error: <ul style="list-style-type: none"> • The operation state is not valid: it must be active, with no nonce set. • The operation state is not valid: this is an algorithm which requires psa_aead_set_lengths() to be called before setting the nonce.

PSA_ERROR_INVALID_ARGUMENT	<ul style="list-style-type: none"> The library requires initializing by a call to psa_crypto_init().
PSA_ERROR_NOT_SUPPORTED	nonce_length is not valid for the chosen algorithm.
PSA_ERROR_INSUFFICIENT_MEMORY	nonce_length is not supported for use with the operation's algorithm and key.
PSA_ERROR_COMMUNICATION_FAILURE	
PSA_ERROR_CORRUPTION_DETECTED	
PSA_ERROR_STORAGE_FAILURE	
PSA_ERROR_DATA_CORRUPT	
PSA_ERROR_DATA_INVALID	

Description

This function sets the nonce for the authenticated encryption or decryption operation.

The application must call [psa_aead_encrypt_setup\(\)](#) or [psa_aead_decrypt_setup\(\)](#) before calling this function. If applicable for the algorithm, the application must call [psa_aead_set_lengths\(\)](#) before calling this function.

If this function returns an error status, the operation enters an error state and must be aborted by calling [psa_aead_abort\(\)](#).

Note:

When encrypting, [psa_aead_generate_nonce\(\)](#) is recommended instead of using this function, unless implementing a protocol that requires a non-random IV.

psa_aead_update_ad (function)

Pass additional data to an active AEAD operation.

```
psa_status_t psa_aead_update_ad(psa_aead_operation_t * operation,
                                const uint8_t * input,
                                size_t input_length);
```

Parameters

operation	Active AEAD operation.
input	Buffer containing the fragment of additional data.
input_length	Size of the input buffer in bytes.

Returns: `psa_status_t`

`PSA_SUCCESS`

Success.

Warning: When decrypting, do not trust the additional data until `psa_aead_verify()` succeeds.
See the [detailed warning](#).

`PSA_ERROR_BAD_STATE`

The following conditions can result in this error:

- The operation state is not valid: it must be active, have a nonce set, have lengths set if required by the algorithm, and `psa_aead_update()` must not have been called yet.
- The library requires initializing by a call to `psa_crypto_init()`.

`PSA_ERROR_INVALID_ARGUMENT`

Excess additional data: the total input length to `psa_aead_update_ad()` is greater than the additional data length that was previously specified with `psa_aead_set_lengths()`, or is too large for the chosen AEAD algorithm.

`PSA_ERROR_NOT_SUPPORTED`

The total additional data length is too large for the implementation.

`PSA_ERROR_INSUFFICIENT_MEMORY`

`PSA_ERROR_COMMUNICATION_FAILURE`

`PSA_ERROR_CORRUPTION_DETECTED`

`PSA_ERROR_STORAGE_FAILURE`

`PSA_ERROR_DATA_CORRUPT`

`PSA_ERROR_DATA_INVALID`

Description

Additional data is authenticated, but not encrypted.

This function can be called multiple times to pass successive fragments of the additional data. This function must not be called after passing data to encrypt or decrypt with `psa_aead_update()`.

The following must occur before calling this function:

1. Call either `psa_aead_encrypt_setup()` or `psa_aead_decrypt_setup()`.
2. Set the nonce with `psa_aead_generate_nonce()` or `psa_aead_set_nonce()`.

If this function returns an error status, the operation enters an error state and must be aborted by calling `psa_aead_abort()`.

psa_aead_update (function)

Encrypt or decrypt a message fragment in an active AEAD operation.

```
psa_status_t psa_aead_update(psa_aead_operation_t * operation,
                             const uint8_t * input,
                             size_t input_length,
                             uint8_t * output,
                             size_t output_size,
                             size_t * output_length);
```

Parameters

operation	Active AEAD operation.
input	Buffer containing the message fragment to encrypt or decrypt.
input_length	Size of the input buffer in bytes.
output	Buffer where the output is to be written.
output_size	Size of the output buffer in bytes. This must be appropriate for the selected algorithm and key: <ul style="list-style-type: none">• A sufficient output size is <code>PSA_AEAD_UPDATE_OUTPUT_SIZE(key_type, alg, input_length)</code> where <code>key_type</code> is the type of key and <code>alg</code> is the algorithm that were used to set up the operation.• <code>PSA_AEAD_UPDATE_OUTPUT_MAX_SIZE(input_length)</code> evaluates to the maximum output size of any supported AEAD algorithm.
output_length	On success, the number of bytes that make up the returned output.

Returns: psa_status_t

PSA_SUCCESS	Success. The first (*output_length) of output contains the output data.
-------------	---

Warning: When decrypting, do not use the output until `psa_aead_verify()` succeeds.
See the [detailed warning](#).

PSA_ERROR_BAD_STATE	The following conditions can result in this error: <ul style="list-style-type: none">• The operation state is not valid: it must be active, have a nonce set, and have lengths set if required by the algorithm.• The library requires initializing by a call to <code>psa_crypto_init()</code>.
PSA_ERROR_BUFFER_TOO_SMALL	The size of the output buffer is too small. <code>PSA_AEAD_UPDATE_OUTPUT_SIZE()</code> or <code>PSA_AEAD_UPDATE_OUTPUT_MAX_SIZE()</code> can be used to determine a sufficient buffer size.
PSA_ERROR_INVALID_ARGUMENT	The following conditions can result in this error: <ul style="list-style-type: none">• Incomplete additional data: the total length of input to <code>psa_aead_update_ad()</code> is less than the additional data length that

was previously specified with [psa_aead_set_lengths\(\)](#).

- Excess input data: the total length of input to [psa_aead_update\(\)](#) is greater than the plaintext length that was previously specified with [psa_aead_set_lengths\(\)](#), or is too large for the specific AEAD algorithm.

PSA_ERROR_NOT_SUPPORTED

The total input length is too large for the implementation.

PSA_ERROR_INSUFFICIENT_MEMORY

PSA_ERROR_COMMUNICATION_FAILURE

PSA_ERROR_CORRUPTION_DETECTED

PSA_ERROR_STORAGE_FAILURE

PSA_ERROR_DATA_CORRUPT

PSA_ERROR_DATA_INVALID

Description

The following must occur before calling this function:

1. Call either [psa_aead_encrypt_setup\(\)](#) or [psa_aead_decrypt_setup\(\)](#). The choice of setup function determines whether this function encrypts or decrypts its input.
2. Set the nonce with [psa_aead_generate_nonce\(\)](#) or [psa_aead_set_nonce\(\)](#).
3. Call [psa_aead_update_ad\(\)](#) to pass all the additional data.

If this function returns an error status, the operation enters an error state and must be aborted by calling [psa_aead_abort\(\)](#).

This function does not require the input to be aligned to any particular block boundary. If the implementation can only process a whole block at a time, it must consume all the input provided, but it might delay the end of the corresponding output until a subsequent call to [psa_aead_update\(\)](#), [psa_aead_finish\(\)](#) or [psa_aead_verify\(\)](#) provides sufficient input. The amount of data that can be delayed in this way is bounded by [PSA_AEAD_UPDATE_OUTPUT_SIZE\(\)](#).

psa_aead_finish (function)

Finish encrypting a message in an AEAD operation.

```
psa_status_t psa_aead_finish(psa_aead_operation_t * operation,
                             uint8_t * ciphertext,
                             size_t ciphertext_size,
                             size_t * ciphertext_length,
                             uint8_t * tag,
                             size_t tag_size,
                             size_t * tag_length);
```

Parameters

operation	Active AEAD operation.
ciphertext	Buffer where the last part of the ciphertext is to be written.
ciphertext_size	<p>Size of the ciphertext buffer in bytes. This must be appropriate for the selected algorithm and key:</p> <ul style="list-style-type: none">• A sufficient output size is PSA_AEAD_FINISH_OUTPUT_SIZE(key_type, alg) where key_type is the type of key and alg is the algorithm that were used to set up the operation.• PSA_AEAD_FINISH_OUTPUT_MAX_SIZE evaluates to the maximum output size of any supported AEAD algorithm.
ciphertext_length	On success, the number of bytes of returned ciphertext.
tag	Buffer where the authentication tag is to be written.
tag_size	<p>Size of the tag buffer in bytes. This must be appropriate for the selected algorithm and key:</p> <ul style="list-style-type: none">• The exact tag size is PSA_AEAD_TAG_LENGTH(key_type, key_bits, alg) where key_type and key_bits are the type and bit-size of the key, and alg is the algorithm that were used in the call to psa_aead_encrypt_setup().• PSA_AEAD_TAG_MAX_SIZE evaluates to the maximum tag size of any supported AEAD algorithm.
tag_length	On success, the number of bytes that make up the returned tag.

Returns: psa_status_t

PSA_SUCCESS	Success. The first (*tag_length) bytes of tag contain the authentication tag.
PSA_ERROR_BAD_STATE	<p>The following conditions can result in this error:</p> <ul style="list-style-type: none">• The operation state is not valid: it must be an active encryption operation with a nonce set.• The library requires initializing by a call to psa_crypto_init().
PSA_ERROR_BUFFER_TOO_SMALL	<p>The size of the ciphertext or tag buffer is too small.</p> <p>PSA_AEAD_FINISH_OUTPUT_SIZE() or PSA_AEAD_FINISH_OUTPUT_MAX_SIZE can be used to determine the required ciphertext buffer size.</p> <p>PSA_AEAD_TAG_LENGTH() or PSA_AEAD_TAG_MAX_SIZE can be used to determine the required tag buffer size.</p>
PSA_ERROR_INVALID_ARGUMENT	<p>The following conditions can result in this error:</p> <ul style="list-style-type: none">• Incomplete additional data: the total length of input to psa_aead_update_ad() is less than the additional data length that was previously specified with psa_aead_set_lengths().• Incomplete plaintext: the total length of input to psa_aead_update() is less than the plaintext length that was previously specified with psa_aead_set_lengths().

PSA_ERROR_INSUFFICIENT_MEMORY
 PSA_ERROR_COMMUNICATION_FAILURE
 PSA_ERROR_CORRUPTION_DETECTED
 PSA_ERROR_STORAGE_FAILURE
 PSA_ERROR_DATA_CORRUPT
 PSA_ERROR_DATA_INVALID

Description

The operation must have been set up with [psa_aead_encrypt_setup\(\)](#).

This function finishes the authentication of the additional data formed by concatenating the inputs passed to preceding calls to [psa_aead_update_ad\(\)](#) with the plaintext formed by concatenating the inputs passed to preceding calls to [psa_aead_update\(\)](#).

This function has two output buffers:

- ciphertext contains trailing ciphertext that was buffered from preceding calls to [psa_aead_update\(\)](#).
- tag contains the authentication tag.

When this function returns successfully, the operation becomes inactive. If this function returns an error status, the operation enters an error state and must be aborted by calling [psa_aead_abort\(\)](#).

psa_aead_verify (function)

Finish authenticating and decrypting a message in an AEAD operation.

```
psa_status_t psa_aead_verify(psa_aead_operation_t * operation,
                             uint8_t * plaintext,
                             size_t plaintext_size,
                             size_t * plaintext_length,
                             const uint8_t * tag,
                             size_t tag_length);
```

Parameters

operation	Active AEAD operation.
plaintext	Buffer where the last part of the plaintext is to be written. This is the remaining data from previous calls to psa_aead_update() that could not be processed until the end of the input.
plaintext_size	Size of the plaintext buffer in bytes. This must be appropriate for the selected algorithm and key: <ul style="list-style-type: none"> • A sufficient output size is PSA_AEAD_VERIFY_OUTPUT_SIZE(key_type, alg) where key_type is the type of key and alg is the algorithm that were used to set up the operation. • PSA_AEAD_VERIFY_OUTPUT_MAX_SIZE evaluates to the maximum output size of any supported AEAD algorithm.
plaintext_length	On success, the number of bytes of returned plaintext.

tag	Buffer containing the expected authentication tag.
tag_length	Size of the tag buffer in bytes.

Returns: `psa_status_t`

<code>PSA_SUCCESS</code>	Success. For a decryption operation, it is now safe to use the additional data and the plaintext output.
<code>PSA_ERROR_BAD_STATE</code>	The following conditions can result in this error: <ul style="list-style-type: none"> • The operation state is not valid: it must be an active decryption operation with a nonce set. • The library requires initializing by a call to psa_crypto_init().
<code>PSA_ERROR_INVALID_SIGNATURE</code>	The calculated authentication tag does not match the value in tag.
<code>PSA_ERROR_BUFFER_TOO_SMALL</code>	The size of the plaintext buffer is too small. PSA_AEAD_VERIFY_OUTPUT_SIZE() or PSA_AEAD_VERIFY_OUTPUT_MAX_SIZE can be used to determine a sufficient buffer size.
<code>PSA_ERROR_INVALID_ARGUMENT</code>	The following conditions can result in this error: <ul style="list-style-type: none"> • Incomplete additional data: the total length of input to psa_aead_update_ad() is less than the additional data length that was previously specified with psa_aead_set_lengths(). • Incomplete ciphertext: the total length of input to psa_aead_update() is less than the plaintext length that was previously specified with psa_aead_set_lengths().
<code>PSA_ERROR_INSUFFICIENT_MEMORY</code>	
<code>PSA_ERROR_COMMUNICATION_FAILURE</code>	
<code>PSA_ERROR_CORRUPTION_DETECTED</code>	
<code>PSA_ERROR_STORAGE_FAILURE</code>	
<code>PSA_ERROR_DATA_CORRUPT</code>	
<code>PSA_ERROR_DATA_INVALID</code>	

Description

The operation must have been set up with [psa_aead_decrypt_setup\(\)](#).

This function finishes the authenticated decryption of the message components:

- The additional data consisting of the concatenation of the inputs passed to preceding calls to [psa_aead_update_ad\(\)](#).
- The ciphertext consisting of the concatenation of the inputs passed to preceding calls to [psa_aead_update\(\)](#).
- The tag passed to this function call.

If the authentication tag is correct, this function outputs any remaining plaintext and reports success. If the authentication tag is not correct, this function returns `PSA_ERROR_INVALID_SIGNATURE`.

When this function returns successfully, the operation becomes inactive. If this function returns an error status, the operation enters an error state and must be aborted by calling [psa_aead_abort\(\)](#).

Note:

Implementations must make the best effort to ensure that the comparison between the actual tag and the expected tag is performed in constant time.

psa_aead_abort (function)

Abort an AEAD operation.

```
psa_status_t psa_aead_abort(psa_aead_operation_t * operation);
```

Parameters

operation	Initialized AEAD operation.
-----------	-----------------------------

Returns: `psa_status_t`

PSA_SUCCESS	Success. The operation object can now be discarded or reused.
PSA_ERROR_BAD_STATE	The library requires initializing by a call to <code>psa_crypto_init()</code> .
PSA_ERROR_COMMUNICATION_FAILURE	
PSA_ERROR_CORRUPTION_DETECTED	

Description

Aborting an operation frees all associated resources except for the operation object itself. Once aborted, the operation object can be reused for another operation by calling `psa_aead_encrypt_setup()` or `psa_aead_decrypt_setup()` again.

This function can be called any time after the operation object has been initialized as described in `psa_aead_operation_t`.

In particular, calling `psa_aead_abort()` after the operation has been terminated by a call to `psa_aead_abort()`, `psa_aead_finish()` or `psa_aead_verify()` is safe and has no effect.

10.5.4 Support macros

PSA_ALG_IS_AEAD_ON_BLOCK_CIPHER (macro)

Whether the specified algorithm is an AEAD mode on a block cipher.

```
#define PSA_ALG_IS_AEAD_ON_BLOCK_CIPHER(alg) /* specification-defined value */
```

Parameters

alg	An algorithm identifier: a value of type <code>psa_algorithm_t</code> .
-----	---

Returns

1 if `alg` is an AEAD algorithm which is an AEAD mode based on a block cipher, 0 otherwise.

This macro can return either 0 or 1 if `alg` is not a supported algorithm identifier.

PSA_AEAD_ENCRYPT_OUTPUT_SIZE (macro)

A sufficient ciphertext buffer size for `psa_aead_encrypt()`, in bytes.

```
#define PSA_AEAD_ENCRYPT_OUTPUT_SIZE(key_type, alg, plaintext_length) \  
    /* implementation-defined value */
```

Parameters

<code>key_type</code>	A symmetric key type that is compatible with algorithm <code>alg</code> .
<code>alg</code>	An AEAD algorithm: a value of type <code>psa_algorithm_t</code> such that <code>PSA_ALG_IS_AEAD(alg)</code> is true.
<code>plaintext_length</code>	Size of the plaintext in bytes.

Returns

The AEAD ciphertext size for the specified key type and algorithm. If the key type or AEAD algorithm is not recognized, or the parameters are incompatible, return 0. An implementation can return either 0 or a correct size for a key type and AEAD algorithm that it recognizes, but does not support.

Description

If the size of the ciphertext buffer is at least this large, it is guaranteed that `psa_aead_encrypt()` will not fail due to an insufficient buffer size. Depending on the algorithm, the actual size of the ciphertext might be smaller.

See also `PSA_AEAD_ENCRYPT_OUTPUT_MAX_SIZE`.

PSA_AEAD_ENCRYPT_OUTPUT_MAX_SIZE (macro)

A sufficient ciphertext buffer size for `psa_aead_encrypt()`, for any of the supported key types and AEAD algorithms.

```
#define PSA_AEAD_ENCRYPT_OUTPUT_MAX_SIZE(plaintext_length) \  
    /* implementation-defined value */
```

Parameters

<code>plaintext_length</code>	Size of the plaintext in bytes.
-------------------------------	---------------------------------

Description

If the size of the ciphertext buffer is at least this large, it is guaranteed that `psa_aead_encrypt()` will not fail due to an insufficient buffer size.

See also `PSA_AEAD_ENCRYPT_OUTPUT_SIZE()`.

PSA_AEAD_DECRYPT_OUTPUT_SIZE (macro)

A sufficient plaintext buffer size for `psa_aead_decrypt()`, in bytes.

```
#define PSA_AEAD_DECRYPT_OUTPUT_SIZE(key_type, alg, ciphertext_length) \  
    /* implementation-defined value */
```

Parameters

<code>key_type</code>	A symmetric key type that is compatible with algorithm <code>alg</code> .
<code>alg</code>	An AEAD algorithm: a value of type <code>psa_algorithm_t</code> such that <code>PSA_ALG_IS_AEAD(alg)</code> is true.
<code>ciphertext_length</code>	Size of the ciphertext in bytes.

Returns

The AEAD plaintext size for the specified key type and algorithm. If the key type or AEAD algorithm is not recognized, or the parameters are incompatible, return 0. An implementation can return either 0 or a correct size for a key type and AEAD algorithm that it recognizes, but does not support.

Description

If the size of the plaintext buffer is at least this large, it is guaranteed that `psa_aead_decrypt()` will not fail due to an insufficient buffer size. Depending on the algorithm, the actual size of the plaintext might be smaller.

See also `PSA_AEAD_DECRYPT_OUTPUT_MAX_SIZE`.

PSA_AEAD_DECRYPT_OUTPUT_MAX_SIZE (macro)

A sufficient plaintext buffer size for `psa_aead_decrypt()`, for any of the supported key types and AEAD algorithms.

```
#define PSA_AEAD_DECRYPT_OUTPUT_MAX_SIZE(ciphertext_length) \  
    /* implementation-defined value */
```

Parameters

<code>ciphertext_length</code>	Size of the ciphertext in bytes.
--------------------------------	----------------------------------

Description

If the size of the plaintext buffer is at least this large, it is guaranteed that `psa_aead_decrypt()` will not fail due to an insufficient buffer size.

See also `PSA_AEAD_DECRYPT_OUTPUT_SIZE()`.

PSA_AEAD_NONCE_LENGTH (macro)

The default nonce size for an AEAD algorithm, in bytes.

```
#define PSA_AEAD_NONCE_LENGTH(key_type, alg) /* implementation-defined value */
```

Parameters

key_type	A symmetric key type that is compatible with algorithm alg.
alg	An AEAD algorithm: a value of type <code>psa_algorithm_t</code> such that <code>PSA_ALG_IS_AEAD(alg)</code> is true.

Returns

The default nonce size for the specified key type and algorithm. If the key type or AEAD algorithm is not recognized, or the parameters are incompatible, return 0. An implementation can return either 0 or a correct size for a key type and AEAD algorithm that it recognizes, but does not support.

Description

If the size of the nonce buffer is at least this large, it is guaranteed that `psa_aead_generate_nonce()` will not fail due to an insufficient buffer size.

For most AEAD algorithms, `PSA_AEAD_NONCE_LENGTH()` evaluates to the exact size of the nonce generated by `psa_aead_generate_nonce()`.

See also `PSA_AEAD_NONCE_MAX_SIZE`.

PSA_AEAD_NONCE_MAX_SIZE (macro)

A sufficient buffer size for storing the nonce generated by `psa_aead_generate_nonce()`, for any of the supported key types and AEAD algorithms.

```
#define PSA_AEAD_NONCE_MAX_SIZE /* implementation-defined value */
```

If the size of the nonce buffer is at least this large, it is guaranteed that `psa_aead_generate_nonce()` will not fail due to an insufficient buffer size.

See also `PSA_AEAD_NONCE_LENGTH()`.

PSA_AEAD_UPDATE_OUTPUT_SIZE (macro)

A sufficient output buffer size for `psa_aead_update()`.

```
#define PSA_AEAD_UPDATE_OUTPUT_SIZE(key_type, alg, input_length) \  
/* implementation-defined value */
```

Parameters

key_type	A symmetric key type that is compatible with algorithm alg.
alg	An AEAD algorithm: a value of type <code>psa_algorithm_t</code> such that <code>PSA_ALG_IS_AEAD(alg)</code> is true.
input_length	Size of the input in bytes.

Returns

A sufficient output buffer size for the specified key type and algorithm. If the key type or AEAD algorithm is not recognized, or the parameters are incompatible, return 0. An implementation can return either 0 or a correct size for a key type and AEAD algorithm that it recognizes, but does not support.

Description

If the size of the output buffer is at least this large, it is guaranteed that `psa_aead_update()` will not fail due to an insufficient buffer size. The actual size of the output might be smaller in any given call.

See also `PSA_AEAD_UPDATE_OUTPUT_MAX_SIZE`.

PSA_AEAD_UPDATE_OUTPUT_MAX_SIZE (macro)

A sufficient output buffer size for `psa_aead_update()`, for any of the supported key types and AEAD algorithms.

```
#define PSA_AEAD_UPDATE_OUTPUT_MAX_SIZE(input_length) \  
    /* implementation-defined value */
```

Parameters

input_length	Size of the input in bytes.
--------------	-----------------------------

Description

If the size of the output buffer is at least this large, it is guaranteed that `psa_aead_update()` will not fail due to an insufficient buffer size.

See also `PSA_AEAD_UPDATE_OUTPUT_SIZE()`.

PSA_AEAD_FINISH_OUTPUT_SIZE (macro)

A sufficient ciphertext buffer size for `psa_aead_finish()`.

```
#define PSA_AEAD_FINISH_OUTPUT_SIZE(key_type, alg) \  
    /* implementation-defined value */
```

Parameters

key_type	A symmetric key type that is compatible with algorithm alg.
alg	An AEAD algorithm: a value of type <code>psa_algorithm_t</code> such that <code>PSA_ALG_IS_AEAD(alg)</code> is true.

Returns

A sufficient ciphertext buffer size for the specified key type and algorithm. If the key type or AEAD algorithm is not recognized, or the parameters are incompatible, return 0. An implementation can return either 0 or a correct size for a key type and AEAD algorithm that it recognizes, but does not support.

Description

If the size of the ciphertext buffer is at least this large, it is guaranteed that `psa_aead_finish()` will not fail due to an insufficient ciphertext buffer size. The actual size of the output might be smaller in any given call.

See also `PSA_AEAD_FINISH_OUTPUT_MAX_SIZE`.

PSA_AEAD_FINISH_OUTPUT_MAX_SIZE (macro)

A sufficient ciphertext buffer size for `psa_aead_finish()`, for any of the supported key types and AEAD algorithms.

```
#define PSA_AEAD_FINISH_OUTPUT_MAX_SIZE /* implementation-defined value */
```

If the size of the ciphertext buffer is at least this large, it is guaranteed that `psa_aead_finish()` will not fail due to an insufficient ciphertext buffer size.

See also `PSA_AEAD_FINISH_OUTPUT_SIZE()`.

PSA_AEAD_TAG_LENGTH (macro)

The length of a tag for an AEAD algorithm, in bytes.

```
#define PSA_AEAD_TAG_LENGTH(key_type, key_bits, alg) \
    /* implementation-defined value */
```

Parameters

<code>key_type</code>	The type of the AEAD key.
<code>key_bits</code>	The size of the AEAD key in bits.
<code>alg</code>	An AEAD algorithm: a value of type <code>psa_algorithm_t</code> such that <code>PSA_ALG_IS_AEAD(alg)</code> is true.

Returns

The tag length for the specified algorithm and key. If the AEAD algorithm does not have an identified tag that can be distinguished from the rest of the ciphertext, return 0. If the AEAD algorithm is not recognized, return 0. An implementation can return either 0 or a correct size for an AEAD algorithm that it recognizes, but does not support.

Description

This is the size of the tag output from `psa_aead_finish()`.

If the size of the tag buffer is at least this large, it is guaranteed that `psa_aead_finish()` will not fail due to an insufficient tag buffer size.

See also `PSA_AEAD_TAG_MAX_SIZE`.

PSA_AEAD_TAG_MAX_SIZE (macro)

A sufficient buffer size for storing the tag output by `psa_aead_finish()`, for any of the supported key types and AEAD algorithms.

```
#define PSA_AEAD_TAG_MAX_SIZE /* implementation-defined value */
```

If the size of the tag buffer is at least this large, it is guaranteed that `psa_aead_finish()` will not fail due to an insufficient buffer size.

See also `PSA_AEAD_TAG_LENGTH()`.

PSA_AEAD_VERIFY_OUTPUT_SIZE (macro)

A sufficient plaintext buffer size for `psa_aead_verify()`, in bytes.

```
#define PSA_AEAD_VERIFY_OUTPUT_SIZE(key_type, alg) \
    /* implementation-defined value */
```

Parameters

<code>key_type</code>	A symmetric key type that is compatible with algorithm <code>alg</code> .
<code>alg</code>	An AEAD algorithm: a value of type <code>psa_algorithm_t</code> such that <code>PSA_ALG_IS_AEAD(alg)</code> is true.

Returns

A sufficient plaintext buffer size for the specified key type and algorithm. If the key type or AEAD algorithm is not recognized, or the parameters are incompatible, return 0. An implementation can return either 0 or a correct size for a key type and AEAD algorithm that it recognizes, but does not support.

Description

If the size of the plaintext buffer is at least this large, it is guaranteed that `psa_aead_verify()` will not fail due to an insufficient plaintext buffer size. The actual size of the output might be smaller in any given call.

See also `PSA_AEAD_VERIFY_OUTPUT_MAX_SIZE`.

PSA_AEAD_VERIFY_OUTPUT_MAX_SIZE (macro)

A sufficient plaintext buffer size for `psa_aead_verify()`, for any of the supported key types and AEAD algorithms.

```
#define PSA_AEAD_VERIFY_OUTPUT_MAX_SIZE /* implementation-defined value */
```

If the size of the plaintext buffer is at least this large, it is guaranteed that `psa_aead_verify()` will not fail due to an insufficient buffer size.

See also `PSA_AEAD_VERIFY_OUTPUT_SIZE()`.

10.6 Key derivation

A key derivation encodes a deterministic method to generate a finite stream of bytes. This data stream is computed by the cryptoprocessor and extracted in chunks. If two key derivation operations are constructed with the same parameters, then they produce the same output.

A key derivation consists of two phases:

1. Input collection. This is sometimes known as *extraction*: the operation “extracts” information from the inputs to generate a pseudorandom intermediate secret value.
2. Output generation. This is sometimes known as *expansion*: the operation “expands” the intermediate secret value to the desired output length.

The specification defines a [multi-part operation](#) API for key derivation that allows:

- Multiple key and non-key outputs to be produced from a single derivation operation object.
- Key and non-key outputs can be extracted from the key derivation object, or compared with existing key and non-key values.
- Algorithms that require high-entropy secret inputs. For example `PSA_ALG_HKDF`.
- Algorithms that work with low-entropy secret inputs, or passwords. For example `PSA_ALG_PBKDF2_HMAC()`.

An implementation with [isolation](#) has the following properties:

- The intermediate state of the key derivation is not visible to the caller.
- If an output of the derivation is a non-exportable key, then this key cannot be recovered outside the isolation boundary.
- If an output of the derivation is compared using `psa_key_derivation_verify_bytes()` or `psa_key_derivation_verify_key()`, then the output is not visible to the caller.

Applications use the `psa_key_derivation_operation_t` type to create key derivation operations. The operation object is used as follows:

1. Initialize a `psa_key_derivation_operation_t` object to zero or to `PSA_KEY_DERIVATION_OPERATION_INIT`.
2. Call `psa_key_derivation_setup()` to select a key derivation algorithm.

3. Call the functions `psa_key_derivation_input_key()` or `psa_key_derivation_key_agreement()` to provide the secret inputs, and `psa_key_derivation_input_bytes()` or `psa_key_derivation_input_integer()` to provide the non-secret inputs, to the key derivation algorithm. Many key derivation algorithms take multiple inputs; the `step` parameter to these functions indicates which input is being provided. The documentation for each key derivation algorithm describes the expected inputs for that algorithm and in what order to pass them.
4. Optionally, call `psa_key_derivation_set_capacity()` to set a limit on the amount of data that can be output from the key derivation operation.
5. Call an output or verification function:
 - `psa_key_derivation_output_key()` to create a derived key.
 - `psa_key_derivation_output_bytes()` to export the derived data.
 - `psa_key_derivation_verify_key()` to compare a derived key with an existing key value.
 - `psa_key_derivation_verify_bytes()` to compare derived data with a buffer.

These functions can be called multiple times to read successive output from the key derivation, until the stream is exhausted when its capacity has been reached.

6. Key derivation does not finish in the same way as other multi-part operations. Call `psa_key_derivation_abort()` to release the key derivation operation memory when the object is no longer required.

To recover from an error, call `psa_key_derivation_abort()` to release the key derivation operation memory.

A key derivation operation cannot be rewound. Once a part of the stream has been output, it cannot be output again. This ensures that the same part of the output will not be used for different purposes.

10.6.1 Key derivation algorithms

PSA_ALG_HKDF (macro)

Macro to build an HKDF algorithm.

```
#define PSA_ALG_HKDF(hash_alg) /* specification-defined value */
```

Parameters

<code>hash_alg</code>	A hash algorithm: a value of type <code>psa_algorithm_t</code> such that <code>PSA_ALG_IS_HASH(hash_alg)</code> is true.
-----------------------	--

Returns

The corresponding HKDF algorithm. For example, `PSA_ALG_HKDF(PSA_ALG_SHA_256)` is HKDF using HMAC-SHA-256.

Unspecified if `hash_alg` is not a supported hash algorithm.

Description

This is the HMAC-based Extract-and-Expand Key Derivation Function (HKDF) specified by *HMAC-based Extract-and-Expand Key Derivation Function (HKDF)* [RFC5869].

This key derivation algorithm uses the following inputs:

- `PSA_KEY_DERIVATION_INPUT_SALT` is the salt used in the “extract” step. It is optional; if omitted, the derivation uses an empty salt.
- `PSA_KEY_DERIVATION_INPUT_SECRET` is the secret key (input keying material) used in the “extract” step.
- `PSA_KEY_DERIVATION_INPUT_INFO` is the info string used in the “expand” step.

If `PSA_KEY_DERIVATION_INPUT_SALT` is provided, it must be before `PSA_KEY_DERIVATION_INPUT_SECRET`. `PSA_KEY_DERIVATION_INPUT_INFO` can be provided at any time after setup and before starting to generate output.

Warning: HKDF processes the salt as follows: first hash it with `hash_alg` if the salt is longer than the block size of the hash algorithm; then pad with null bytes up to the block size. As a result, it is possible for distinct salt inputs to result in the same outputs. To ensure unique outputs, it is recommended to use a fixed length for salt values.

Each input may only be passed once.

Compatible key types

`PSA_KEY_TYPE_DERIVE` (for the secret key)

`PSA_KEY_TYPE_RAW_DATA` (for the other inputs)

PSA_ALG_HKDF_EXTRACT (macro)

Macro to build an HKDF-Extract algorithm.

```
#define PSA_ALG_HKDF_EXTRACT(hash_alg) /* specification-defined value */
```

Parameters

<code>hash_alg</code>	A hash algorithm: a value of type <code>psa_algorithm_t</code> such that <code>PSA_ALG_IS_HASH(hash_alg)</code> is true.
-----------------------	--

Returns

The corresponding HKDF-Extract algorithm. For example, `PSA_ALG_HKDF_EXTRACT(PSA_ALG_SHA_256)` is HKDF-Extract using HMAC-SHA-256.

Unspecified if `hash_alg` is not a supported hash algorithm.

Description

This is the Extract step of HKDF as specified by *HMAC-based Extract-and-Expand Key Derivation Function (HKDF)* [RFC5869] §2.2.

This key derivation algorithm uses the following inputs:

- `PSA_KEY_DERIVATION_INPUT_SALT` is the salt.
- `PSA_KEY_DERIVATION_INPUT_SECRET` is the input keying material used in the “extract” step.

The inputs are mandatory and must be passed in the order above. Each input may only be passed once.

Warning: HKDF-Extract is not meant to be used on its own. `PSA_ALG_HKDF` should be used instead if possible. `PSA_ALG_HKDF_EXTRACT` is provided as a separate algorithm for the sake of protocols that use it as a building block. It may also be a slight performance optimization in applications that use HKDF with the same salt and key but many different info strings.

Warning: HKDF processes the salt as follows: first hash it with `hash_alg` if the salt is longer than the block size of the hash algorithm; then pad with null bytes up to the block size. As a result, it is possible for distinct salt inputs to result in the same outputs. To ensure unique outputs, it is recommended to use a fixed length for salt values.

Compatible key types

`PSA_KEY_TYPE_DERIVE` (for the input keying material)

`PSA_KEY_TYPE_RAW_DATA` (for the salt)

PSA_ALG_HKDF_EXPAND (macro)

Macro to build an HKDF-Expand algorithm.

```
#define PSA_ALG_HKDF_EXPAND(hash_alg) /* specification-defined value */
```

Parameters

<code>hash_alg</code>	A hash algorithm: a value of type <code>psa_algorithm_t</code> such that <code>PSA_ALG_IS_HASH(hash_alg)</code> is true.
-----------------------	--

Returns

The corresponding HKDF-Expand algorithm. For example, `PSA_ALG_HKDF_EXTRACT(PSA_ALG_SHA_256)` is HKDF-Expand using HMAC-SHA-256.

Unspecified if `hash_alg` is not a supported hash algorithm.

Description

This is the Expand step of HKDF as specified by *HMAC-based Extract-and-Expand Key Derivation Function (HKDF)* [RFC5869] §2.3.

This key derivation algorithm uses the following inputs:

- `PSA_KEY_DERIVATION_INPUT_SECRET` is the pseudorandom key (PRK).
- `PSA_KEY_DERIVATION_INPUT_INFO` is the info string.

The inputs are mandatory and must be passed in the order above. Each input may only be passed once.

Warning: HKDF-Expand is not meant to be used on its own. `PSA_ALG_HKDF` should be used instead if possible. `PSA_ALG_HKDF_EXPAND` is provided as a separate algorithm for the sake of protocols that use it as a building block. It may also be a slight performance optimization in applications that use HKDF with the same salt and key but many different info strings.

Compatible key types

`PSA_KEY_TYPE_DERIVE` (for the pseudorandom key)

`PSA_KEY_TYPE_RAW_DATA` (for the info string)

PSA_ALG_TLS12_PRF (macro)

Macro to build a TLS-1.2 PRF algorithm.

```
#define PSA_ALG_TLS12_PRF(hash_alg) /* specification-defined value */
```

Parameters

`hash_alg` A hash algorithm: a value of type `psa_algorithm_t` such that `PSA_ALG_IS_HASH(hash_alg)` is true.

Returns

The corresponding TLS-1.2 PRF algorithm. For example, `PSA_ALG_TLS12_PRF(PSA_ALG_SHA_256)` represents the TLS 1.2 PRF using HMAC-SHA-256.

Unspecified if `hash_alg` is not a supported hash algorithm.

Description

TLS 1.2 uses a custom pseudorandom function (PRF) for key schedule, specified in *The Transport Layer Security (TLS) Protocol Version 1.2* [RFC5246] §5. It is based on HMAC and can be used with either SHA-256 or SHA-384.

This key derivation algorithm uses the following inputs, which must be passed in the order given here:

- `PSA_KEY_DERIVATION_INPUT_SEED` is the seed.
- `PSA_KEY_DERIVATION_INPUT_SECRET` is the secret key.
- `PSA_KEY_DERIVATION_INPUT_LABEL` is the label.

Each input may only be passed once.

For the application to TLS-1.2 key expansion:

- The seed is the concatenation of `ServerHello.Random` + `ClientHello.Random`.
- The label is "key expansion".

Compatible key types

`PSA_KEY_TYPE_DERIVE` (for the secret key)

`PSA_KEY_TYPE_RAW_DATA` (for the other inputs)

PSA_ALG_TLS12_PSK_TO_MS (macro)

Macro to build a TLS-1.2 PSK-to-MasterSecret algorithm.

```
#define PSA_ALG_TLS12_PSK_TO_MS(hash_alg) /* specification-defined value */
```

Parameters

`hash_alg` A hash algorithm: a value of type `psa_algorithm_t` such that `PSA_ALG_IS_HASH(hash_alg)` is true.

Returns

The corresponding TLS-1.2 PSK to MS algorithm. For example, `PSA_ALG_TLS12_PSK_TO_MS(PSA_ALG_SHA_256)` represents the TLS-1.2 PSK to MasterSecret derivation PRF using HMAC-SHA-256.

Unspecified if `hash_alg` is not a supported hash algorithm.

Description

In a pure-PSK handshake in TLS 1.2, the master secret (MS) is derived from the pre-shared key (PSK) through the application of padding (*Pre-Shared Key Ciphersuites for Transport Layer Security (TLS)* [RFC4279] §2) and the TLS-1.2 PRF (*The Transport Layer Security (TLS) Protocol Version 1.2* [RFC5246] §5). The latter is based on HMAC and can be used with either SHA-256 or SHA-384.

This key derivation algorithm uses the following inputs, which must be passed in the order given here:

- `PSA_KEY_DERIVATION_INPUT_SEED` is the seed.
- `PSA_KEY_DERIVATION_INPUT_OTHER_SECRET` is the other secret for the computation of the premaster secret. This input is optional; if omitted, it defaults to a string of null bytes with the same length as the secret (PSK) input.
- `PSA_KEY_DERIVATION_INPUT_SECRET` is the PSK. The PSK must not be larger than `PSA_TLS12_PSK_TO_MS_PSK_MAX_SIZE`.
- `PSA_KEY_DERIVATION_INPUT_LABEL` is the label.

Each input may only be passed once.

For the application to TLS-1.2:

- The seed, which is forwarded to the TLS-1.2 PRF, is the concatenation of the `ClientHello.Random` + `ServerHello.Random`.

- The other secret depends on the key exchange specified in the cipher suite: * For a plain PSK cipher suite ([RFC4279] §2), omit `PSA_KEY_DERIVATION_INPUT_OTHER_SECRET`. * For a DHE-PSK ([RFC4279] §3) or ECDHE-PSK cipher suite (ECDHE_PSK Cipher Suites for Transport Layer Security (TLS) [RFC5489] §2), the other secret should be the output of the `PSA_ALG_FFDH` or `PSA_ALG_ECDH` key agreement performed with the peer. The recommended way to pass this input is to use a key derivation algorithm constructed as `PSA_ALG_KEY_AGREEMENT(ka_alg, PSA_ALG_TLS12_PSK_TO_MS(hash_alg))` and to call `psa_key_derivation_key_agreement()`. Alternatively, this input may be an output of `psa_raw_key_agreement()` passed with `psa_key_derivation_input_bytes()`, or an equivalent input passed with `psa_key_derivation_input_bytes()` or `psa_key_derivation_input_key()`. * For a RSA-PSK cipher suite ([RFC4279] §4), the other secret should be the 48-byte client challenge (the PreMasterSecret of [RFC5246] §7.4.7.1) concatenation of the TLS version and a 46-byte random string chosen by the client. On the server, this is typically an output of `psa_asymmetric_decrypt()` using `PSA_ALG_RSA_PKCS1V15_CRYPT`, passed to the key derivation operation with `psa_key_derivation_input_bytes()`.
- The label is "master secret" or "extended master secret".

Compatible key types

`PSA_KEY_TYPE_DERIVE` (for the PSK)

`PSA_KEY_TYPE_RAW_DATA` (for the other inputs)

PSA_ALG_PBKDF2_HMAC (macro)

Macro to build a PBKDF2-HMAC password-hashing or key-stretching algorithm.

```
#define PSA_ALG_PBKDF2_HMAC(hash_alg) /* specification-defined value */
```

Parameters

`hash_alg` A hash algorithm: a value of type `psa_algorithm_t` such that `PSA_ALG_IS_HASH(hash_alg)` is true.

Returns

The corresponding PBKDF2-HMAC-XXX algorithm. For example, `PSA_ALG_PBKDF2_HMAC(PSA_ALG_SHA_256)` is the algorithm identifier for PBKDF2-HMAC-SHA-256.

Unspecified if `hash_alg` is not a supported hash algorithm.

Description

PBKDF2 is specified by *PKCS #5: Password-Based Cryptography Specification Version 2.1* [RFC8018] §5.2. This macro constructs a PBKDF2 algorithm that uses a pseudo-random function based on HMAC with the specified hash.

This key derivation algorithm uses the following inputs, which must be provided in the following order:

- `PSA_KEY_DERIVATION_INPUT_COST` is the iteration count. This input step must be used exactly once.
- `PSA_KEY_DERIVATION_INPUT_SALT` is the salt. This input step must be used one or more times; if used several times, the inputs will be concatenated. This can be used to build the final salt from multiple sources, both public and secret (also known as pepper).
- `PSA_KEY_DERIVATION_INPUT_PASSWORD` is the password to be hashed. This input step must be used exactly once.

Compatible key types

[PSA_KEY_TYPE_DERIVE](#) (for password input)
[PSA_KEY_TYPE_PASSWORD](#) (for password input)
[PSA_KEY_TYPE_PEPPER](#) (for salt input)
[PSA_KEY_TYPE_RAW_DATA](#) (for salt input)
[PSA_KEY_TYPE_PASSWORD_HASH](#) (for key verification)

PSA_ALG_PBKDF2_AES_CMAC_PRF_128 (macro)

The PBKDF2-AES-CMAC-PRF-128 password-hashing or key-stretching algorithm.

```
#define PSA_ALG_PBKDF2_AES_CMAC_PRF_128 ((psa_algorithm_t)0x08800200)
```

PBKDF2 is specified by *PKCS #5: Password-Based Cryptography Specification Version 2.1* [\[RFC8018\] §5.2](#). This algorithm specifies the PBKDF2 algorithm using the AES-CMAC-PRF-128 pseudo-random function specified by [\[RFC4615\]](#)

This key derivation algorithm uses the same inputs as [PSA_ALG_PBKDF2_HMAC\(\)](#) with the same constraints.

Compatible key types

[PSA_KEY_TYPE_DERIVE](#) (for password input)
[PSA_KEY_TYPE_PASSWORD](#) (for password input)
[PSA_KEY_TYPE_PEPPER](#) (for salt input)
[PSA_KEY_TYPE_RAW_DATA](#) (for salt input)
[PSA_KEY_TYPE_PASSWORD_HASH](#) (for key verification)

10.6.2 Input step types

psa_key_derivation_step_t (typedef)

Encoding of the step of a key derivation.

```
typedef uint16_t psa_key_derivation_step_t;
```

PSA_KEY_DERIVATION_INPUT_SECRET (macro)

A high-entropy secret input for key derivation.

```
#define PSA_KEY_DERIVATION_INPUT_SECRET /* implementation-defined value */
```

This is typically a key of type [PSA_KEY_TYPE_DERIVE](#) passed to [psa_key_derivation_input_key\(\)](#), or the shared secret resulting from a key agreement obtained via [psa_key_derivation_key_agreement\(\)](#).

The secret can also be a direct input passed to [psa_key_derivation_input_bytes\(\)](#). In this case, the derivation operation cannot be used to derive keys: the operation will not allow a call to [psa_key_derivation_output_key\(\)](#).

PSA_KEY_DERIVATION_INPUT_OTHER_SECRET (macro)

A high-entropy additional secret input for key derivation.

```
#define PSA_KEY_DERIVATION_INPUT_OTHER_SECRET \  
    /* implementation-defined value */
```

This is typically the shared secret resulting from a key agreement obtained via `psa_key_derivation_key_agreement()`. It may alternatively be a key of type `PSA_KEY_TYPE_DERIVE` passed to `psa_key_derivation_input_key()`, or a direct input passed to `psa_key_derivation_input_bytes()`.

PSA_KEY_DERIVATION_INPUT_PASSWORD (macro)

A low-entropy secret input for password hashing or key stretching.

```
#define PSA_KEY_DERIVATION_INPUT_PASSWORD /* implementation-defined value */
```

This is usually a key of type `PSA_KEY_TYPE_PASSWORD` passed to `psa_key_derivation_input_key()` or a direct input passed to `psa_key_derivation_input_bytes()` that is a password or passphrase. It can also be high-entropy secret, for example, a key of type `PSA_KEY_TYPE_DERIVE`, or the shared secret resulting from a key agreement.

If the secret is a direct input, the derivation operation cannot be used to derive keys: the operation will not allow a call to `psa_key_derivation_output_key()`.

PSA_KEY_DERIVATION_INPUT_LABEL (macro)

A label for key derivation.

```
#define PSA_KEY_DERIVATION_INPUT_LABEL /* implementation-defined value */
```

This is typically a direct input. It can also be a key of type `PSA_KEY_TYPE_RAW_DATA`.

PSA_KEY_DERIVATION_INPUT_CONTEXT (macro)

A context for key derivation.

```
#define PSA_KEY_DERIVATION_INPUT_CONTEXT /* implementation-defined value */
```

This is typically a direct input. It can also be a key of type `PSA_KEY_TYPE_RAW_DATA`.

PSA_KEY_DERIVATION_INPUT_SALT (macro)

A salt for key derivation.

```
#define PSA_KEY_DERIVATION_INPUT_SALT /* implementation-defined value */
```

This is typically a direct input. It can also be a key of type `PSA_KEY_TYPE_RAW_DATA` or `PSA_KEY_TYPE_PEPPER`.

PSA_KEY_DERIVATION_INPUT_INFO (macro)

An information string for key derivation.

```
#define PSA_KEY_DERIVATION_INPUT_INFO /* implementation-defined value */
```

This is typically a direct input. It can also be a key of type `PSA_KEY_TYPE_RAW_DATA`.

PSA_KEY_DERIVATION_INPUT_SEED (macro)

A seed for key derivation.

```
#define PSA_KEY_DERIVATION_INPUT_SEED /* implementation-defined value */
```

This is typically a direct input. It can also be a key of type `PSA_KEY_TYPE_RAW_DATA`.

PSA_KEY_DERIVATION_INPUT_COST (macro)

A cost parameter for password hashing or key stretching.

```
#define PSA_KEY_DERIVATION_INPUT_COST /* implementation-defined value */
```

This must be a direct input, passed to `psa_key_derivation_input_integer()`.

10.6.3 Key derivation functions

psa_key_derivation_operation_t (typedef)

The type of the state object for key derivation operations.

```
typedef /* implementation-defined type */ psa_key_derivation_operation_t;
```

Before calling any function on a key derivation operation object, the application must initialize it by any of the following means:

- Set the object to all-bits-zero, for example:

```
psa_key_derivation_operation_t operation;  
memset(&operation, 0, sizeof(operation));
```

- Initialize the object to logical zero values by declaring the object as static or global without an explicit initializer, for example:

```
static psa_key_derivation_operation_t operation;
```

- Initialize the object to the initializer `PSA_KEY_DERIVATION_OPERATION_INIT`, for example:

```
psa_key_derivation_operation_t operation = PSA_KEY_DERIVATION_OPERATION_INIT;
```

- Assign the result of the function `psa_key_derivation_operation_init()` to the object, for example:

```
psa_key_derivation_operation_t operation;
operation = psa_key_derivation_operation_init();
```

This is an implementation-defined type. Applications that make assumptions about the content of this object will result in implementation-specific behavior, and are non-portable.

PSA_KEY_DERIVATION_OPERATION_INIT (macro)

This macro returns a suitable initializer for a key derivation operation object of type `psa_key_derivation_operation_t`.

```
#define PSA_KEY_DERIVATION_OPERATION_INIT /* implementation-defined value */
```

psa_key_derivation_operation_init (function)

Return an initial value for a key derivation operation object.

```
psa_key_derivation_operation_t psa_key_derivation_operation_init(void);
```

Returns: `psa_key_derivation_operation_t`

psa_key_derivation_setup (function)

Set up a key derivation operation.

```
psa_status_t psa_key_derivation_setup(psa_key_derivation_operation_t * operation,
                                     psa_algorithm_t alg);
```

Parameters

<code>operation</code>	The key derivation operation object to set up. It must have been initialized but not set up yet.
<code>alg</code>	The algorithm to compute. This must be one of the following: <ul style="list-style-type: none"> • A key derivation algorithm: a value of type <code>psa_algorithm_t</code> such that <code>PSA_ALG_IS_KEY_DERIVATION(alg)</code> is true. • A key agreement and derivation algorithm: a value of type <code>psa_algorithm_t</code> such that <code>PSA_ALG_IS_KEY_AGREEMENT(alg)</code> is true and <code>PSA_ALG_IS_RAW_KEY_AGREEMENT(alg)</code> is false.

Returns: `psa_status_t`

<code>PSA_SUCCESS</code>	Success.
<code>PSA_ERROR_BAD_STATE</code>	The following conditions can result in this error: <ul style="list-style-type: none"> • The operation state is not valid: it must be inactive. • The library requires initializing by a call to <code>psa_crypto_init()</code>.
<code>PSA_ERROR_INVALID_ARGUMENT</code>	<code>alg</code> is neither a key derivation algorithm, nor a key agreement and derivation algorithm.
<code>PSA_ERROR_NOT_SUPPORTED</code>	<code>alg</code> is not supported or is not a key derivation algorithm, or a key agreement and derivation algorithm.

PSA_ERROR_INSUFFICIENT_MEMORY
PSA_ERROR_COMMUNICATION_FAILURE
PSA_ERROR_CORRUPTION_DETECTED

Description

A key derivation algorithm takes some inputs and uses them to generate a byte stream in a deterministic way. This byte stream can be used to produce keys and other cryptographic material.

A key agreement and derivation algorithm uses a key agreement protocol to provide a shared secret which is used for the key derivation. See [psa_key_derivation_key_agreement\(\)](#).

To derive a key:

1. Start with an initialized object of type [psa_key_derivation_operation_t](#).
2. Call [psa_key_derivation_setup\(\)](#) to select the algorithm.
3. Provide the inputs for the key derivation by calling [psa_key_derivation_input_bytes\(\)](#) or [psa_key_derivation_input_key\(\)](#) as appropriate. Which inputs are needed, in what order, whether keys are permitted, and what type of keys depends on the algorithm.
4. Optionally set the operation's maximum capacity with [psa_key_derivation_set_capacity\(\)](#). This can be done before, in the middle of, or after providing inputs. For some algorithms, this step is mandatory because the output depends on the maximum capacity.
5. To derive a key, call [psa_key_derivation_output_key\(\)](#). To derive a byte string for a different purpose, call [psa_key_derivation_output_bytes\(\)](#). Successive calls to these functions use successive output bytes calculated by the key derivation algorithm.
6. Clean up the key derivation operation object with [psa_key_derivation_abort\(\)](#).

If this function returns an error, the key derivation operation object is not changed.

If an error occurs at any step after a call to [psa_key_derivation_setup\(\)](#), the operation will need to be reset by a call to [psa_key_derivation_abort\(\)](#).

Implementations must reject an attempt to derive a key of size 0.

psa_key_derivation_get_capacity (function)

Retrieve the current capacity of a key derivation operation.

```
psa_status_t psa_key_derivation_get_capacity(const psa_key_derivation_operation_t * operation,
                                             size_t * capacity);
```

Parameters

operation	The operation to query.
capacity	On success, the capacity of the operation.

Returns: `psa_status_t`

<code>PSA_SUCCESS</code>	Success. The maximum number of bytes that this key derivation can return is (<code>*capacity</code>).
<code>PSA_ERROR_BAD_STATE</code>	The following conditions can result in this error: <ul style="list-style-type: none">• The operation state is not valid: it must be active.• The library requires initializing by a call to psa_crypto_init().
<code>PSA_ERROR_COMMUNICATION_FAILURE</code>	
<code>PSA_ERROR_CORRUPTION_DETECTED</code>	

Description

The capacity of a key derivation is the maximum number of bytes that it can return. Reading *N* bytes of output from a key derivation operation reduces its capacity by at least *N*. The capacity can be reduced by more than *N* in the following situations:

- Calling [psa_key_derivation_output_key\(\)](#) can reduce the capacity by more than the key size, depending on the type of key being generated. See [psa_key_derivation_output_key\(\)](#) for details of the key derivation process.
- When the [psa_key_derivation_operation_t](#) object is operating as a deterministic random bit generator (DBRG), which reduces capacity in whole blocks, even when less than a block is read.

`psa_key_derivation_set_capacity` (function)

Set the maximum capacity of a key derivation operation.

```
psa_status_t psa_key_derivation_set_capacity(psa_key_derivation_operation_t * operation,
                                             size_t capacity);
```

Parameters

<code>operation</code>	The key derivation operation object to modify.
<code>capacity</code>	The new capacity of the operation. It must be less or equal to the operation's current capacity.

Returns: `psa_status_t`

<code>PSA_SUCCESS</code>	Success.
<code>PSA_ERROR_BAD_STATE</code>	The following conditions can result in this error: <ul style="list-style-type: none">• The operation state is not valid: it must be active.• The library requires initializing by a call to psa_crypto_init().
<code>PSA_ERROR_INVALID_ARGUMENT</code>	<code>capacity</code> is larger than the operation's current capacity. In this case, the operation object remains valid and its capacity remains unchanged.
<code>PSA_ERROR_COMMUNICATION_FAILURE</code>	
<code>PSA_ERROR_CORRUPTION_DETECTED</code>	

Description

The capacity of a key derivation operation is the maximum number of bytes that the key derivation operation can return from this point onwards.

psa_key_derivation_input_bytes (function)

Provide an input for key derivation or key agreement.

```
psa_status_t psa_key_derivation_input_bytes(psa_key_derivation_operation_t * operation,
                                           psa_key_derivation_step_t step,
                                           const uint8_t * data,
                                           size_t data_length);
```

Parameters

operation	The key derivation operation object to use. It must have been set up with psa_key_derivation_setup() and must not have produced any output yet.
step	Which step the input data is for.
data	Input data to use.
data_length	Size of the data buffer in bytes.

Returns: psa_status_t

PSA_SUCCESS	Success.
PSA_ERROR_BAD_STATE	The following conditions can result in this error: <ul style="list-style-type: none">• The operation state is not valid for this input <code>step</code>. This can happen if the application provides a step out of order or repeats a step that may not be repeated.• The library requires initializing by a call to psa_crypto_init().
PSA_ERROR_INVALID_ARGUMENT	The following conditions can result in this error: <ul style="list-style-type: none">• <code>step</code> is not compatible with the operation's algorithm.• <code>step</code> does not allow direct inputs.• <code>data_length</code> is too small or too large for <code>step</code> in this particular algorithm.
PSA_ERROR_NOT_SUPPORTED	The following conditions can result in this error: <ul style="list-style-type: none">• <code>step</code> is not supported with the operation's algorithm.• <code>data_length</code> is not supported for <code>step</code> in this particular algorithm.
PSA_ERROR_INSUFFICIENT_MEMORY	
PSA_ERROR_COMMUNICATION_FAILURE	
PSA_ERROR_CORRUPTION_DETECTED	
PSA_ERROR_STORAGE_FAILURE	
PSA_ERROR_DATA_CORRUPT	
PSA_ERROR_DATA_INVALID	

Description

Which inputs are required and in what order depends on the algorithm. Refer to the documentation of each key derivation or key agreement algorithm for information.

This function passes direct inputs, which is usually correct for non-secret inputs. To pass a secret input, which is normally in a key object, call [psa_key_derivation_input_key\(\)](#) instead of this function. Refer to the documentation of individual step types (PSA_KEY_DERIVATION_INPUT_XXX values of type [psa_key_derivation_step_t](#)) for more information.

If this function returns an error status, the operation enters an error state and must be aborted by calling [psa_key_derivation_abort\(\)](#).

psa_key_derivation_input_integer (function)

Provide a numeric input for key derivation or key agreement.

```
psa_status_t psa_key_derivation_input_integer(psa_key_derivation_operation_t * operation,
                                             psa_key_derivation_step_t step,
                                             uint64_t value);
```

Parameters

operation	The key derivation operation object to use. It must have been set up with psa_key_derivation_setup() and must not have produced any output yet.
step	Which step the input data is for.
value	The value of the numeric input.

Returns: psa_status_t

PSA_SUCCESS	Success.
PSA_ERROR_BAD_STATE	The following conditions can result in this error: <ul style="list-style-type: none">• The operation state is not valid for this input <code>step</code>. This can happen if the application provides a step out of order or repeats a step that may not be repeated.• The library requires initializing by a call to psa_crypto_init().
PSA_ERROR_INVALID_ARGUMENT	The following conditions can result in this error: <ul style="list-style-type: none">• <code>step</code> is not compatible with the operation's algorithm.• <code>step</code> does not allow numerical inputs.• <code>value</code> is not valid for <code>step</code> in the operation's algorithm.
PSA_ERROR_NOT_SUPPORTED	The following conditions can result in this error: <ul style="list-style-type: none">• <code>step</code> is not supported with the operation's algorithm.• <code>value</code> is not supported for <code>step</code> in the operation's algorithm.
PSA_ERROR_INSUFFICIENT_MEMORY	
PSA_ERROR_COMMUNICATION_FAILURE	
PSA_ERROR_CORRUPTION_DETECTED	

PSA_ERROR_STORAGE_FAILURE
PSA_ERROR_DATA_CORRUPT
PSA_ERROR_DATA_INVALID

Description

Which inputs are required and in what order depends on the algorithm. However, when an algorithm requires a particular order, numeric inputs usually come first as they tend to be configuration parameters. Refer to the documentation of each key derivation or key agreement algorithm for information.

This function is used for inputs which are fixed-size non-negative integers.

If this function returns an error status, the operation enters an error state and must be aborted by calling [psa_key_derivation_abort\(\)](#).

psa_key_derivation_input_key (function)

Provide an input for key derivation in the form of a key.

```
psa_status_t psa_key_derivation_input_key(psa_key_derivation_operation_t * operation,
                                          psa_key_derivation_step_t step,
                                          psa_key_id_t key);
```

Parameters

operation	The key derivation operation object to use. It must have been set up with psa_key_derivation_setup() and must not have produced any output yet.
step	Which step the input data is for.
key	Identifier of the key. The key must have an appropriate type for step, it must allow the usage PSA_KEY_USAGE_DERIVE or PSA_KEY_USAGE_VERIFY_DERIVATION (see note), and it must permit the algorithm used by the operation.

Returns: psa_status_t

PSA_SUCCESS	Success.
PSA_ERROR_BAD_STATE	The following conditions can result in this error: <ul style="list-style-type: none">• The operation state is not valid for this input step. This can happen if the application provides a step out of order or repeats a step that may not be repeated.• The library requires initializing by a call to psa_crypto_init().
PSA_ERROR_INVALID_HANDLE	key is not a valid key identifier.
PSA_ERROR_NOT_PERMITTED	The key has neither the PSA_KEY_USAGE_DERIVE nor the PSA_KEY_USAGE_VERIFY_DERIVATION usage flag, or it does not permit the operation's algorithm.
PSA_ERROR_INVALID_ARGUMENT	The following conditions can result in this error: <ul style="list-style-type: none">• step is not compatible with the operation's algorithm.

- step does not allow key inputs of the given type, or does not allow key inputs at all.

PSA_ERROR_NOT_SUPPORTED

The following conditions can result in this error:

- step is not supported with the operation's algorithm.
- Key inputs of the given type are not supported for step in the operation's algorithm.

PSA_ERROR_INSUFFICIENT_MEMORY

PSA_ERROR_COMMUNICATION_FAILURE

PSA_ERROR_CORRUPTION_DETECTED

PSA_ERROR_STORAGE_FAILURE

PSA_ERROR_DATA_CORRUPT

PSA_ERROR_DATA_INVALID

Description

Which inputs are required and in what order depends on the algorithm. Refer to the documentation of each key derivation or key agreement algorithm for information.

This function obtains input from a key object, which is usually correct for secret inputs or for non-secret personalization strings kept in the key store. To pass a non-secret parameter which is not in the key store, call [psa_key_derivation_input_bytes\(\)](#) instead of this function. Refer to the documentation of individual step types (PSA_KEY_DERIVATION_INPUT_XXX values of type [psa_key_derivation_step_t](#)) for more information.

Note:

Once all inputs steps are completed, the following operations are permitted:

- [psa_key_derivation_output_bytes\(\)](#) — if each input was either a direct input or a key with usage flag [PSA_KEY_USAGE_DERIVE](#).
 - [psa_key_derivation_output_key\(\)](#) — if the input for step [PSA_KEY_DERIVATION_INPUT_SECRET](#) or [PSA_KEY_DERIVATION_INPUT_PASSWORD](#) was a key with usage flag [PSA_KEY_USAGE_DERIVE](#), and every other input was either a direct input or a key with usage flag [PSA_KEY_USAGE_DERIVE](#).
 - [psa_key_derivation_verify_bytes\(\)](#) — if each input was either a direct input or a key with usage flag [PSA_KEY_USAGE_VERIFY_DERIVATION](#).
 - [psa_key_derivation_verify_key\(\)](#) — under the same conditions as [psa_key_derivation_verify_bytes\(\)](#).
-

If this function returns an error status, the operation enters an error state and must be aborted by calling [psa_key_derivation_abort\(\)](#).

psa_key_derivation_output_bytes (function)

Read some data from a key derivation operation.

```
psa_status_t psa_key_derivation_output_bytes(psa_key_derivation_operation_t * operation,
                                             uint8_t * output,
                                             size_t output_length);
```

Parameters

operation	The key derivation operation object to read from.
output	Buffer where the output will be written.
output_length	Number of bytes to output.

Returns: `psa_status_t`

PSA_SUCCESS	Success. The first <code>output_length</code> bytes of <code>output</code> contain the derived data.
PSA_ERROR_BAD_STATE	The following conditions can result in this error: <ul style="list-style-type: none">• The operation state is not valid: it must be active, with all required input steps complete.• The library requires initializing by a call to psa_crypto_init().
PSA_ERROR_NOT_PERMITTED	One of the inputs was a key whose policy did not allow PSA_KEY_USAGE_DERIVE .
PSA_ERROR_INSUFFICIENT_DATA	The operation's capacity was less than <code>output_length</code> bytes. In this case, the following occurs: <ul style="list-style-type: none">• No output is written to the output buffer.• The operation's capacity is set to zero — subsequent calls to this function will not succeed, even with a smaller output buffer.
PSA_ERROR_INSUFFICIENT_MEMORY	
PSA_ERROR_COMMUNICATION_FAILURE	
PSA_ERROR_CORRUPTION_DETECTED	
PSA_ERROR_STORAGE_FAILURE	
PSA_ERROR_DATA_CORRUPT	
PSA_ERROR_DATA_INVALID	

Description

This function calculates output bytes from a key derivation algorithm and returns those bytes. If the key derivation's output is viewed as a stream of bytes, this function consumes the requested number of bytes from the stream and returns them to the caller. The operation's capacity decreases by the number of bytes read.

If this function returns an error status other than `PSA_ERROR_INSUFFICIENT_DATA`, the operation enters an error state and must be aborted by calling [psa_key_derivation_abort\(\)](#).

psa_key_derivation_output_key (function)

Derive a key from an ongoing key derivation operation.

```
psa_status_t psa_key_derivation_output_key(const psa_key_attributes_t * attributes,
                                           psa_key_derivation_operation_t * operation,
                                           psa_key_id_t * key);
```

Parameters

attributes

The attributes for the new key. This function uses the attributes as follows:

- The key type is required. It cannot be an asymmetric public key.
- The key size is required. It must be a valid size for the key type.
- The key permitted-algorithm policy is required for keys that will be used for a cryptographic operation, see [Permitted algorithms on page 82](#).

If the key type to be created is `PSA_KEY_TYPE_PASSWORD_HASH`, then the permitted-algorithm policy must be the same as the current operation's algorithm.

- The key usage flags define what operations are permitted with the key, see [Key usage flags on page 84](#).
- The key lifetime and identifier are required for a persistent key.

Note:

This is an input parameter: it is not updated with the final key attributes. The final attributes of the new key can be queried by calling `psa_get_key_attributes()` with the key's identifier.

operation

The key derivation operation object to read from.

key

On success, an identifier for the newly created key. `PSA_KEY_ID_NULL` on failure.

Returns: psa_status_t

PSA_SUCCESS

Success. If the key is persistent, the key material and the key's metadata have been saved to persistent storage.

PSA_ERROR_BAD_STATE

The following conditions can result in this error:

- The operation state is not valid: it must be active, with all required input steps complete.
- The library requires initializing by a call to `psa_crypto_init()`.

PSA_ERROR_NOT_PERMITTED

The following conditions can result in this error:

- The `PSA_KEY_DERIVATION_INPUT_SECRET` input step was neither provided through a key, nor the result of a key agreement.
- One of the inputs was a key whose policy did not allow `PSA_KEY_USAGE_DERIVE`.

	<ul style="list-style-type: none"> • The implementation does not permit creating a key with the specified attributes due to some implementation-specific policy.
PSA_ERROR_ALREADY_EXISTS	This is an attempt to create a persistent key, and there is already a persistent key with the given identifier.
PSA_ERROR_INSUFFICIENT_DATA	There was not enough data to create the desired key. In this case, the following occurs: <ul style="list-style-type: none"> • No key is generated. • The operation's capacity is set to zero – subsequent calls to this function will not succeed, even if they require less data.
PSA_ERROR_INVALID_ARGUMENT	The following conditions can result in this error: <ul style="list-style-type: none"> • The key type is invalid, or is an asymmetric public key type. • The key type is PSA_KEY_TYPE_PASSWORD_HASH, and the permitted-algorithm policy is not the same as the current operation's algorithm. • The key size is not valid for the key type. • The key lifetime is invalid. • The key identifier is not valid for the key lifetime. • The key usage flags include invalid values. • The key's permitted-usage algorithm is invalid. • The key attributes, as a whole, are invalid.
PSA_ERROR_NOT_SUPPORTED	The key attributes, as a whole, are not supported, either by the implementation in general or in the specified storage location.
PSA_ERROR_INSUFFICIENT_MEMORY	
PSA_ERROR_INSUFFICIENT_STORAGE	
PSA_ERROR_COMMUNICATION_FAILURE	
PSA_ERROR_CORRUPTION_DETECTED	
PSA_ERROR_STORAGE_FAILURE	
PSA_ERROR_DATA_CORRUPT	
PSA_ERROR_DATA_INVALID	

Description

This function calculates output bytes from a key derivation algorithm and uses those bytes to generate a key deterministically. The key's location, policy, type and size are taken from `attributes`.

If the key derivation's output is viewed as a stream of bytes, this function consumes the required number of bytes from the stream. The operation's capacity decreases by the number of bytes used to derive the key.

If this function returns an error status other than `PSA_ERROR_INSUFFICIENT_DATA`, the operation enters an error state and must be aborted by calling [psa_key_derivation_abort\(\)](#).

How much output is produced and consumed from the operation, and how the key is derived, depends on the key type. [Table 8 on page 221](#) describes the required key derivation procedures for standard key derivation algorithms. Implementations can use other methods for implementation-specific algorithms.

In all cases, the data that is read is discarded from the operation. The operation's capacity is decreased by

the number of bytes read.

Table 8 Standard key derivation process

Key type	Key type details and derivation procedure
AES	PSA_KEY_TYPE_AES
ARC4	PSA_KEY_TYPE_ARC4
ARIA	PSA_KEY_TYPE_ARIA
CAMELLIA	PSA_KEY_TYPE_CAMELLIA
ChaCha20	PSA_KEY_TYPE_CHACHA20
SM4	PSA_KEY_TYPE_SM4
Secrets for derivation	PSA_KEY_TYPE_DERIVE
HMAC	PSA_KEY_TYPE_HMAC
Password hashes	PSA_KEY_TYPE_PASSWORD_HASH For key types for which the key is an arbitrary sequence of bytes of a given size, this function is functionally equivalent to calling psa_key_derivation_output_bytes() and passing the resulting output to psa_import_key() . However, this function has a security benefit: if the implementation provides an isolation boundary then the key material is not exposed outside the isolation boundary. As a consequence, for these key types, this function always consumes exactly (bits/8) bytes from the operation.
DES	PSA_KEY_TYPE_DES , 64 bits. This function generates a key using the following process: <ol style="list-style-type: none">1. Draw an 8-byte string.2. Set/clear the parity bits in each byte.3. If the result is a forbidden weak key, discard the result and return to step 1.4. Output the string.
2-key 3DES	PSA_KEY_TYPE_DES , 192 bits.
3-key 3DES	PSA_KEY_TYPE_DES , 128 bits. The two or three keys are generated by repeated application of the process used to generate a DES key. For example, for 3-key 3DES, if the first 8 bytes specify a weak key and the next 8 bytes do not, discard the first 8 bytes, use the next 8 bytes as the first key, and continue reading output from the operation to derive the other two keys.

Table 8 (continued)

Key type	Key type details and derivation procedure
Finite-field Diffie-Hellman keys	PSA_KEY_TYPE_DH_KEY_PAIR (dh_family) where dh_family designates any Diffie-Hellman family.
ECC keys on a Weierstrass elliptic curve	<p>PSA_KEY_TYPE_ECC_KEY_PAIR(ecc_family) where ecc_family designates a Weierstrass curve family.</p> <p>These key types require the generation of a private key which is an integer in the range $[1, N - 1]$, where N is the boundary of the private key domain: N is the prime p for Diffie-Hellman, or the order of the curve's base point for ECC.</p> <p>Let m be the bit size of N, such that $2^m > N \geq 2^{(m-1)}$. This function generates the private key using the following process:</p> <ol style="list-style-type: none"> 1. Draw a byte string of length $\text{ceiling}(m/8)$ bytes. 2. If m is not a multiple of 8, set the most significant $(8 * \text{ceiling}(m/8) - m)$ bits of the first byte in the string to zero. 3. Convert the string to integer k by decoding it as a big-endian byte string. 4. If $k > N - 2$, discard the result and return to step 1. 5. Output $k + 1$ as the private key. <p>This method allows compliance to NIST standards, specifically the methods titled <i>Key-Pair Generation by Testing Candidates</i> in the following publications:</p> <ul style="list-style-type: none"> • NIST Special Publication 800-56A: Recommendation for Pair-Wise Key-Establishment Schemes Using Discrete Logarithm Cryptography [SP800-56A] §5.6.1.1.4 for Diffie-Hellman keys. • [SP800-56A] §5.6.1.2.2 or FIPS Publication 186-4: Digital Signature Standard (DSS) [FIPS186-4] §B.4.2 for elliptic curve keys.
ECC keys on a Montgomery elliptic curve	<p>PSA_KEY_TYPE_ECC_KEY_PAIR(PSA_ECC_FAMILY_MONTGOMERY)</p> <p>This function always draws a byte string whose length is determined by the curve, and sets the mandatory bits accordingly. That is:</p> <ul style="list-style-type: none"> • Curve25519 (PSA_ECC_FAMILY_MONTGOMERY, 255 bits): draw a 32-byte string and process it as specified in <i>Elliptic Curves for Security</i> [RFC7748] §5. • Curve448 (PSA_ECC_FAMILY_MONTGOMERY, 448 bits): draw a 56-byte string and process it as specified in [RFC7748] §5.
Other key types	<p>This includes PSA_KEY_TYPE_RSA_KEY_PAIR.</p> <p>The way in which the operation output is consumed is implementation-defined.</p>

For algorithms that take an input step [PSA_KEY_DERIVATION_INPUT_SECRET](#), the input to that step must be provided with [psa_key_derivation_input_key\(\)](#). Future versions of this specification might include additional restrictions on the derived key based on the attributes and strength of the secret key.

psa_key_derivation_verify_bytes (function)

Compare output data from a key derivation operation to an expected value.

```
psa_status_t psa_key_derivation_verify_bytes(psa_key_derivation_operation_t * operation,
                                             const uint8_t *expected_output,
                                             size_t output_length);
```

Parameters

operation	The key derivation operation object to read from.
expected_output	Buffer containing the expected derivation output.
output_length	Length of the expected output. This is also the number of bytes that will be read.

Returns: psa_status_t

PSA_SUCCESS	Success. The output of the key derivation operation matches expected_output.
PSA_ERROR_BAD_STATE	The following conditions can result in this error: <ul style="list-style-type: none"> • The operation state is not valid: it must be active, with all required input steps complete. • The library requires initializing by a call to psa_crypto_init().
PSA_ERROR_NOT_PERMITTED	One of the inputs is a key whose policy does not permit PSA_KEY_USAGE_VERIFY_DERIVATION .
PSA_ERROR_INVALID_SIGNATURE	The output of the key derivation operation does not match the value in expected_output.
PSA_ERROR_INSUFFICIENT_DATA	The operation's capacity was less than output_length bytes. In this case, the operation's capacity is set to zero — subsequent calls to this function will not succeed, even with a smaller expected output length.
PSA_ERROR_INSUFFICIENT_MEMORY	
PSA_ERROR_COMMUNICATION_FAILURE	
PSA_ERROR_CORRUPTION_DETECTED	
PSA_ERROR_STORAGE_FAILURE	
PSA_ERROR_DATA_CORRUPT	
PSA_ERROR_DATA_INVALID	

Description

This function calculates output bytes from a key derivation algorithm and compares those bytes to an expected value. If the key derivation's output is viewed as a stream of bytes, this function destructively reads `output_length` bytes from the stream before comparing them with `expected_output`. The operation's capacity decreases by the number of bytes read.

This is functionally equivalent to the following code:

```
uint8_t tmp[output_length];
psa_key_derivation_output_bytes(operation, tmp, output_length);
if (memcmp(expected_output, tmp, output_length) != 0)
    return PSA_ERROR_INVALID_SIGNATURE;
```

However, calling `psa_key_derivation_verify_bytes()` works even if the key's policy does not allow output of the bytes.

If this function returns an error status other than `PSA_ERROR_INSUFFICIENT_DATA` or `PSA_ERROR_INVALID_SIGNATURE`, the operation enters an error state and must be aborted by calling `psa_key_derivation_abort()`.

Note:

Implementations must make the best effort to ensure that the comparison between the actual key derivation output and the expected output is performed in constant time.

psa_key_derivation_verify_key (function)

Compare output data from a key derivation operation to an expected value stored in a key.

```
psa_status_t psa_key_derivation_verify_key(psa_key_derivation_operation_t * operation,
                                           psa_key_id_t expected);
```

Parameters

<code>operation</code>	The key derivation operation object to read from.
<code>expected</code>	<p>A key of type <code>PSA_KEY_TYPE_PASSWORD_HASH</code> containing the expected output. The key must allow the usage <code>PSA_KEY_USAGE_VERIFY_DERIVATION</code>, and the permitted algorithm must match the operation's algorithm.</p> <p>The value of this key is typically computed by a previous call to <code>psa_key_derivation_output_key()</code>.</p>

Returns: `psa_status_t`

<code>PSA_SUCCESS</code>	Success. The output of the key derivation operation matches the expected key value.
<code>PSA_ERROR_BAD_STATE</code>	The following conditions can result in this error: <ul style="list-style-type: none">• The operation state is not valid: it must be active, with all required input steps complete.• The library requires initializing by a call to <code>psa_crypto_init()</code>.
<code>PSA_ERROR_INVALID_HANDLE</code>	expected is not a valid key identifier.
<code>PSA_ERROR_NOT_PERMITTED</code>	The following conditions can result in this error: <ul style="list-style-type: none">• The key does not have the <code>PSA_KEY_USAGE_VERIFY_DERIVATION</code> flag, or it does not permit the requested algorithm.• One of the inputs is a key whose policy does not permit <code>PSA_KEY_USAGE_VERIFY_DERIVATION</code>.
<code>PSA_ERROR_INVALID_SIGNATURE</code>	The output of the key derivation operation does not match the value of the expected key.
<code>PSA_ERROR_INSUFFICIENT_DATA</code>	The operation's capacity was less than the length of the expected key. In this case, the operation's capacity is set to zero — subsequent calls to this function will not succeed, even with a smaller expected key length.
<code>PSA_ERROR_INVALID_ARGUMENT</code>	The key type is not <code>PSA_KEY_TYPE_PASSWORD_HASH</code> .
<code>PSA_ERROR_INSUFFICIENT_MEMORY</code>	
<code>PSA_ERROR_COMMUNICATION_FAILURE</code>	
<code>PSA_ERROR_CORRUPTION_DETECTED</code>	
<code>PSA_ERROR_STORAGE_FAILURE</code>	
<code>PSA_ERROR_DATA_CORRUPT</code>	
<code>PSA_ERROR_DATA_INVALID</code>	

Description

This function calculates output bytes from a key derivation algorithm and compares those bytes to an expected value, provided as key of type `PSA_KEY_TYPE_PASSWORD_HASH`. If the key derivation's output is viewed as a stream of bytes, this function destructively reads the number of bytes corresponding to the length of the expected key from the stream before comparing them with the key value. The operation's capacity decreases by the number of bytes read.

This is functionally equivalent to exporting the expected key and calling `psa_key_derivation_verify_bytes()` on the result, except that it works when the key cannot be exported.

If this function returns an error status other than `PSA_ERROR_INSUFFICIENT_DATA` or `PSA_ERROR_INVALID_SIGNATURE`, the operation enters an error state and must be aborted by calling `psa_key_derivation_abort()`.

Note:

Implementations must make the best effort to ensure that the comparison between the actual key

derivation output and the expected output is performed in constant time.

psa_key_derivation_abort (function)

Abort a key derivation operation.

```
psa_status_t psa_key_derivation_abort(psa_key_derivation_operation_t * operation);
```

Parameters

operation	The operation to abort.
-----------	-------------------------

Returns: psa_status_t

PSA_SUCCESS	Success. The operation object can now be discarded or reused.
PSA_ERROR_BAD_STATE	The library requires initializing by a call to psa_crypto_init() .
PSA_ERROR_COMMUNICATION_FAILURE	
PSA_ERROR_CORRUPTION_DETECTED	

Description

Aborting an operation frees all associated resources except for the `operation` object itself. Once aborted, the operation object can be reused for another operation by calling [psa_key_derivation_setup\(\)](#) again.

This function can be called at any time after the operation object has been initialized as described in [psa_key_derivation_operation_t](#).

In particular, it is valid to call [psa_key_derivation_abort\(\)](#) twice, or to call [psa_key_derivation_abort\(\)](#) on an operation that has not been set up.

10.6.4 Support macros

PSA_ALG_IS_KEY_DERIVATION_STRETCHING (macro)

Whether the specified algorithm is a key-stretching or password-hashing algorithm.

```
#define PSA_ALG_IS_KEY_DERIVATION_STRETCHING(alg) \
    /* specification-defined value */
```

Parameters

alg	An algorithm identifier: a value of type psa_algorithm_t .
-----	--

Returns

1 if `alg` is a key-stretching or password-hashing algorithm, 0 otherwise. This macro can return either 0 or 1 if `alg` is not a supported key derivation algorithm identifier.

Description

A key-stretching or password-hashing algorithm is a key derivation algorithm that is suitable for use with a low-entropy secret such as a password. Equivalently, it's a key derivation algorithm that uses a `PSA_KEY_DERIVATION_INPUT_PASSWORD` input step.

PSA_ALG_IS_HKDF (macro)

Whether the specified algorithm is an HKDF algorithm (`PSA_ALG_HKDF(hash_alg)`).

```
#define PSA_ALG_IS_HKDF(alg) /* specification-defined value */
```

Parameters

alg An algorithm identifier: a value of type `psa_algorithm_t`.

Returns

1 if alg is an HKDF algorithm, 0 otherwise. This macro can return either 0 or 1 if alg is not a supported key derivation algorithm identifier.

Description

HKDF is a family of key derivation algorithms that are based on a hash function and the HMAC construction.

PSA_ALG_IS_HKDF_EXTRACT (macro)

Whether the specified algorithm is an HKDF-Extract algorithm (`PSA_ALG_HKDF_EXTRACT(hash_alg)`).

```
#define PSA_ALG_IS_HKDF_EXTRACT(alg) /* specification-defined value */
```

Parameters

alg An algorithm identifier: a value of type `psa_algorithm_t`.

Returns

1 if alg is an HKDF-Extract algorithm, 0 otherwise. This macro can return either 0 or 1 if alg is not a supported key derivation algorithm identifier.

PSA_ALG_IS_HKDF_EXPAND (macro)

Whether the specified algorithm is an HKDF-Expand algorithm (`PSA_ALG_HKDF_EXPAND(hash_alg)`).

```
#define PSA_ALG_IS_HKDF_EXPAND(alg) /* specification-defined value */
```

Parameters

alg An algorithm identifier: a value of type `psa_algorithm_t`.

Returns

1 if alg is an HKDF-Expand algorithm, 0 otherwise. This macro can return either 0 or 1 if alg is not a supported key derivation algorithm identifier.

PSA_ALG_IS_TLS12_PRF (macro)

Whether the specified algorithm is a TLS-1.2 PRF algorithm.

```
#define PSA_ALG_IS_TLS12_PRF(alg) /* specification-defined value */
```

Parameters

alg An algorithm identifier: a value of type `psa_algorithm_t`.

Returns

1 if alg is a TLS-1.2 PRF algorithm, 0 otherwise. This macro can return either 0 or 1 if alg is not a supported key derivation algorithm identifier.

PSA_ALG_IS_TLS12_PSK_TO_MS (macro)

Whether the specified algorithm is a TLS-1.2 PSK to MS algorithm.

```
#define PSA_ALG_IS_TLS12_PSK_TO_MS(alg) /* specification-defined value */
```

Parameters

alg An algorithm identifier: a value of type `psa_algorithm_t`.

Returns

1 if alg is a TLS-1.2 PSK to MS algorithm, 0 otherwise. This macro can return either 0 or 1 if alg is not a supported key derivation algorithm identifier.

PSA_ALG_IS_PBKDF2_HMAC (macro)

Whether the specified algorithm is a PBKDF2-HMAC algorithm.

```
#define PSA_ALG_IS_PBKDF2_HMAC(alg) /* specification-defined value */
```

Parameters

alg An algorithm identifier: a value of type `psa_algorithm_t`.

Returns

1 if `alg` is a PBKDF2-HMAC algorithm, 0 otherwise. This macro can return either 0 or 1 if `alg` is not a supported key derivation algorithm identifier.

PSA_KEY_DERIVATION_UNLIMITED_CAPACITY (macro)

Use the maximum possible capacity for a key derivation operation.

```
#define PSA_KEY_DERIVATION_UNLIMITED_CAPACITY \
    /* implementation-defined value */
```

Use this value as the capacity argument when setting up a key derivation to specify that the operation will use the maximum possible capacity. The value of the maximum possible capacity depends on the key derivation algorithm.

PSA_TLS12_PSK_TO_MS_PSK_MAX_SIZE (macro)

This macro returns the maximum supported length of the PSK for the TLS-1.2 PSK-to-MS key derivation.

```
#define PSA_TLS12_PSK_TO_MS_PSK_MAX_SIZE /* implementation-defined value */
```

This implementation-defined value specifies the maximum length for the PSK input used with a `PSA_ALG_TLS12_PSK_TO_MS()` key agreement algorithm.

Quoting *Pre-Shared Key Ciphersuites for Transport Layer Security (TLS)* [RFC4279] §5.3:

TLS implementations supporting these cipher suites MUST support arbitrary PSK identities up to 128 octets in length, and arbitrary PSKs up to 64 octets in length. Supporting longer identities and keys is RECOMMENDED.

Therefore, it is recommended that implementations define `PSA_TLS12_PSK_TO_MS_PSK_MAX_SIZE` with a value greater than or equal to 64.

10.7 Asymmetric signature

There are two pairs of single-part functions for asymmetric signature:

- The signature and verification functions `psa_sign_message()` and `psa_verify_message()` take a message as one of their inputs and perform a hash-and-sign algorithm.
- The functions `psa_sign_hash()` and `psa_verify_hash()` take a message hash as one of their inputs. This is useful for signing pre-computed hashes, or for implementing hash-and-sign using a [multi-part hash operation](#) before signing the resulting hash. To determine which hash algorithm to use, call the macro `PSA_ALG_GET_HASH()` on the corresponding signature algorithm.

Some hash-and-sign algorithms add padding to the message hash before completing the signing operation. The format of the padding that is used depends on the algorithm used to construct the signature.

10.7.1 Asymmetric signature algorithms

PSA_ALG_RSA_PKCS1V15_SIGN (macro)

The RSA PKCS#1 v1.5 message signature scheme, with hashing.

```
#define PSA_ALG_RSA_PKCS1V15_SIGN(hash_alg) /* specification-defined value */
```

Parameters

hash_alg	A hash algorithm: a value of type <code>psa_algorithm_t</code> such that <code>PSA_ALG_IS_HASH(hash_alg)</code> is true. This includes <code>PSA_ALG_ANY_HASH</code> when specifying the algorithm in a key policy.
----------	---

Returns

The corresponding RSA PKCS#1 v1.5 signature algorithm.

Unspecified if `hash_alg` is not a supported hash algorithm.

Description

This algorithm can be used with both the message and hash signature functions.

This signature scheme is defined by *PKCS #1: RSA Cryptography Specifications Version 2.2* [RFC8017] §8.2 under the name RSASSA-PKCS1-v1_5.

When used with `psa_sign_hash()` or `psa_verify_hash()`, the provided hash parameter is used as *H* from step 2 onwards in the message encoding algorithm EMSA-PKCS1-V1_5-ENCODE() in [RFC8017] §9.2. *H* is usually the message digest, using the `hash_alg` hash algorithm.

Compatible key types

`PSA_KEY_TYPE_RSA_KEY_PAIR`

`PSA_KEY_TYPE_RSA_PUBLIC_KEY` (signature verification only)

PSA_ALG_RSA_PKCS1V15_SIGN_RAW (macro)

The raw RSA PKCS#1 v1.5 signature algorithm, without hashing.

```
#define PSA_ALG_RSA_PKCS1V15_SIGN_RAW((psa_algorithm_t) 0x06000200)
```

This algorithm can be only used with the `psa_sign_hash()` and `psa_verify_hash()` functions.

This signature scheme is defined by *PKCS #1: RSA Cryptography Specifications Version 2.2* [RFC8017] §8.2 under the name RSASSA-PKCS1-v1_5.

The hash parameter to `psa_sign_hash()` or `psa_verify_hash()` is used as *T* from step 3 onwards in the message encoding algorithm EMSA-PKCS1-V1_5-ENCODE() in [RFC8017] §9.2. *T* is normally the DER encoding of the *DigestInfo* structure produced by step 2 in the message encoding algorithm, but it can be any byte string that within the available length.

The wildcard key policy `PSA_ALG_RSA_PKCS1V15_SIGN(PSA_ALG_ANY_HASH)` also permits a key to be used with the `PSA_ALG_RSA_PKCS1V15_SIGN_RAW` signature algorithm.

Compatible key types

[PSA_KEY_TYPE_RSA_KEY_PAIR](#)

[PSA_KEY_TYPE_RSA_PUBLIC_KEY](#) (signature verification only)

PSA_ALG_RSA_PSS (macro)

The RSA PSS message signature scheme, with hashing.

```
#define PSA\_ALG\_RSA\_PSS(hash_alg) /* specification-defined value */
```

Parameters

hash_alg	A hash algorithm: a value of type psa_algorithm_t such that PSA_ALG_IS_HASH (hash_alg) is true. This includes PSA_ALG_ANY_HASH when specifying the algorithm in a key policy.
----------	---

Returns

The corresponding RSA PSS signature algorithm.

Unspecified if hash_alg is not a supported hash algorithm.

Description

This algorithm can be used with both the message and hash signature functions.

This algorithm is randomized: each invocation returns a different, equally valid signature.

This is the signature scheme defined by [\[RFC8017\] §8.1](#) under the name RSASSA-PSS, with the following options:

- The mask generation function is MGF1 defined by [\[RFC8017\] Appendix B](#).
- When creating a signature, the salt length is equal to the length of the hash, or the largest possible salt length for the algorithm and key size if that is smaller than the hash length.
- When verifying a signature, the salt length must be equal to the length of the hash, or the largest possible salt length for the algorithm and key size if that is smaller than the hash length.
- The specified hash algorithm is used to hash the input message, to create the salted hash, and for the mask generation.

Note:

The [PSA_ALG_RSA_PSS_ANY_SALT\(\)](#) algorithm is equivalent to [PSA_ALG_RSA_PSS\(\)](#) when creating a signature, but permits any salt length when verifying a signature.

Compatible key types

[PSA_KEY_TYPE_RSA_KEY_PAIR](#)

[PSA_KEY_TYPE_RSA_PUBLIC_KEY](#) (signature verification only)

PSA_ALG_RSA_PSS_ANY_SALT (macro)

The RSA PSS message signature scheme, with hashing. This variant permits any salt length for signature verification.

```
#define PSA_ALG_RSA_PSS_ANY_SALT(hash_alg) /* specification-defined value */
```

Parameters

hash_alg	A hash algorithm: a value of type psa_algorithm_t such that PSA_ALG_IS_HASH (hash_alg) is true. This includes PSA_ALG_ANY_HASH when specifying the algorithm in a key policy.
----------	---

Returns

The corresponding RSA PSS signature algorithm.

Unspecified if hash_alg is not a supported hash algorithm.

Description

This algorithm can be used with both the message and hash signature functions.

This algorithm is randomized: each invocation returns a different, equally valid signature.

This is the signature scheme defined by [\[RFC8017\] §8.1](#) under the name RSASSA-PSS, with the following options:

- The mask generation function is *MGF1* defined by [\[RFC8017\] Appendix B](#).
- When creating a signature, the salt length is equal to the length of the hash, or the largest possible salt length for the algorithm and key size if that is smaller than the hash length.
- When verifying a signature, any salt length permitted by the RSASSA-PSS signature algorithm is accepted.
- The specified hash algorithm is used to hash the input message, to create the salted hash, and for the mask generation.

Note:

The [PSA_ALG_RSA_PSS\(\)](#) algorithm is equivalent to [PSA_ALG_RSA_PSS_ANY_SALT\(\)](#) when creating a signature, but is strict about the permitted salt length when verifying a signature.

Compatible key types

[PSA_KEY_TYPE_RSA_KEY_PAIR](#)

[PSA_KEY_TYPE_RSA_PUBLIC_KEY](#) (signature verification only)

PSA_ALG_ECDSA (macro)

The randomized ECDSA signature scheme, with hashing.

```
#define PSA_ALG_ECDSA(hash_alg) /* specification-defined value */
```

Parameters

hash_alg	A hash algorithm: a value of type psa_algorithm_t such that PSA_ALG_IS_HASH (hash_alg) is true. This includes PSA_ALG_ANY_HASH when specifying the algorithm in a key policy.
----------	---

Returns

The corresponding randomized ECDSA signature algorithm.

Unspecified if hash_alg is not a supported hash algorithm.

Description

This algorithm can be used with both the message and hash signature functions.

This algorithm is randomized: each invocation returns a different, equally valid signature.

Note:

When based on the same hash algorithm, the verification operations for [PSA_ALG_ECDSA](#) and [PSA_ALG_DETERMINISTIC_ECDSA](#) are identical. A signature created using [PSA_ALG_ECDSA](#) can be verified with the same key using either [PSA_ALG_ECDSA](#) or [PSA_ALG_DETERMINISTIC_ECDSA](#). Similarly, a signature created using [PSA_ALG_DETERMINISTIC_ECDSA](#) can be verified with the same key using either [PSA_ALG_ECDSA](#) or [PSA_ALG_DETERMINISTIC_ECDSA](#).

In particular, it is impossible to determine whether a signature was produced with deterministic ECDSA or with randomized ECDSA: it is only possible to verify that a signature was made with ECDSA with the private key corresponding to the public key used for the verification.

This signature scheme is defined by *SEC 1: Elliptic Curve Cryptography* [\[SEC1\]](#), and also by *Public Key Cryptography For The Financial Services Industry: The Elliptic Curve Digital Signature Algorithm (ECDSA)* [\[X9-62\]](#), with a random per-message secret number k .

The representation of the signature as a byte string consists of the concatenation of the signature values r and s . Each of r and s is encoded as an N -octet string, where N is the length of the base point of the curve in octets. Each value is represented in big-endian order, with the most significant octet first.

Compatible key types

`PSA_KEY_TYPE_ECC_KEY_PAIR(family)`

`PSA_KEY_TYPE_ECC_PUBLIC_KEY(family)` (signature verification only)

where `family` is a Weierstrass Elliptic curve family. That is, one of the following values:

- `PSA_ECC_FAMILY_SECT_XX`
- `PSA_ECC_FAMILY_SECP_XX`
- `PSA_ECC_FAMILY_FRP`
- `PSA_ECC_FAMILY_BRAINPOOL_P_R1`

PSA_ALG_ECDSA_ANY (macro)

The randomized ECDSA signature scheme, without hashing.

```
#define PSA_ALG_ECDSA_ANY ((psa_algorithm_t) 0x06000600)
```

This algorithm can be only used with the `psa_sign_hash()` and `psa_verify_hash()` functions.

This algorithm is randomized: each invocation returns a different, equally valid signature.

This is the same signature scheme as `PSA_ALG_ECDSA()`, but without specifying a hash algorithm, and skipping the message hashing operation.

This algorithm is only recommended to sign or verify a sequence of bytes that are an already-calculated hash. Note that the input is padded with zeros on the left or truncated on the right as required to fit the curve size.

Compatible key types

`PSA_KEY_TYPE_ECC_KEY_PAIR(family)`

`PSA_KEY_TYPE_ECC_PUBLIC_KEY(family)` (signature verification only)

where `family` is a Weierstrass Elliptic curve family. That is, one of the following values:

- `PSA_ECC_FAMILY_SECT_XX`
- `PSA_ECC_FAMILY_SECP_XX`
- `PSA_ECC_FAMILY_FRP`
- `PSA_ECC_FAMILY_BRAINPOOL_P_R1`

PSA_ALG_DETERMINISTIC_ECDSA (macro)

Deterministic ECDSA signature scheme, with hashing.

```
#define PSA_ALG_DETERMINISTIC_ECDSA(hash_alg) /* specification-defined value */
```

Parameters

hash_alg	A hash algorithm: a value of type <code>psa_algorithm_t</code> such that <code>PSA_ALG_IS_HASH(hash_alg)</code> is true. This includes <code>PSA_ALG_ANY_HASH</code> when specifying the algorithm in a key policy.
----------	---

Returns

The corresponding deterministic ECDSA signature algorithm.

Unspecified if `hash_alg` is not a supported hash algorithm.

Description

This algorithm can be used with both the message and hash signature functions.

This is the deterministic ECDSA signature scheme defined by *Deterministic Usage of the Digital Signature Algorithm (DSA) and Elliptic Curve Digital Signature Algorithm (ECDSA)* [RFC6979].

The representation of a signature is the same as with `PSA_ALG_ECDSA()`.

Note:

When based on the same hash algorithm, the verification operations for `PSA_ALG_ECDSA` and `PSA_ALG_DETERMINISTIC_ECDSA` are identical. A signature created using `PSA_ALG_ECDSA` can be verified with the same key using either `PSA_ALG_ECDSA` or `PSA_ALG_DETERMINISTIC_ECDSA`. Similarly, a signature created using `PSA_ALG_DETERMINISTIC_ECDSA` can be verified with the same key using either `PSA_ALG_ECDSA` or `PSA_ALG_DETERMINISTIC_ECDSA`.

In particular, it is impossible to determine whether a signature was produced with deterministic ECDSA or with randomized ECDSA: it is only possible to verify that a signature was made with ECDSA with the private key corresponding to the public key used for the verification.

Compatible key types

`PSA_KEY_TYPE_ECC_KEY_PAIR(family)`

`PSA_KEY_TYPE_ECC_PUBLIC_KEY(family)` (signature verification only)

where `family` is a Weierstrass Elliptic curve family. That is, one of the following values:

- `PSA_ECC_FAMILY_SECT_XX`
- `PSA_ECC_FAMILY_SECP_XX`
- `PSA_ECC_FAMILY_FRP`
- `PSA_ECC_FAMILY_BRAINPOOL_P_R1`

PSA_ALG_PURE_EDDSA (macro)

Edwards-curve digital signature algorithm without prehashing (PureEdDSA), using standard parameters.

```
#define PSA_ALG_PURE_EDDSA ((psa_algorithm_t) 0x06000800)
```

This algorithm can be only used with the `psa_sign_message()` and `psa_verify_message()` functions.

This is the PureEdDSA digital signature algorithm defined by *Edwards-Curve Digital Signature Algorithm (EdDSA)* [RFC8032], using standard parameters.

PureEdDSA requires an elliptic curve key on a twisted Edwards curve. The following curves are supported:

- Edwards25519: the Ed25519 algorithm is computed. The output signature is a 64-byte string: the concatenation of R and S as defined by [RFC8032] §5.1.6.
- Edwards448: the Ed448 algorithm is computed with an empty string as the context. The output signature is a 114-byte string: the concatenation of R and S as defined by [RFC8032] §5.2.6.

Note:

Contexts are not supported in the current version of this specification because there is no suitable signature interface that can take the context as a parameter. A future version of this specification may add suitable functions and extend this algorithm to support contexts.

Note:

To sign or verify the pre-computed hash of a message using EdDSA, the HashEdDSA algorithms (`PSA_ALG_ED25519PH` and `PSA_ALG_ED448PH`) can be used with `psa_sign_hash()` and `psa_verify_hash()`.

The signature produced by HashEdDSA is distinct from that produced by PureEdDSA.

Compatible key types

`PSA_KEY_TYPE_ECC_KEY_PAIR(PSA_ECC_FAMILY_TWISTED_EDWARDS)`

`PSA_KEY_TYPE_ECC_PUBLIC_KEY(PSA_ECC_FAMILY_TWISTED_EDWARDS)` (signature verification only)

PSA_ALG_ED25519PH (macro)

Edwards-curve digital signature algorithm with prehashing (HashEdDSA), using the Edwards25519 curve.

```
#define PSA_ALG_ED25519PH ((psa_algorithm_t) 0x0600090B)
```

This algorithm can be used with both the message and hash signature functions.

This computes the Ed25519ph algorithm as specified in *Edwards-Curve Digital Signature Algorithm (EdDSA)* [RFC8032] §5.1, and requires an Edwards25519 curve key. An empty string is used as the context. The prehash function is SHA-512.

Implementation note

When used with `psa_sign_hash()` or `psa_verify_hash()`, the hash parameter to the call should be used as PH(M) in the algorithms defined in [RFC8032] §5.1.

Usage

This is a hash-and-sign algorithm. To calculate a signature, use one of the following approaches:

- Call `psa_sign_message()` with the message.
- Calculate the SHA-512 hash of the message with `psa_hash_compute()`, or with a multi-part hash operation, using the hash algorithm `PSA_ALG_SHA_512`. Then sign the calculated hash with `psa_sign_hash()`.

Verifying a signature is similar, using `psa_verify_message()` or `psa_verify_hash()` instead of the signature function.

Compatible key types

`PSA_KEY_TYPE_ECC_KEY_PAIR(PSA_ECC_FAMILY_TWISTED_EDWARDS)`

`PSA_KEY_TYPE_ECC_PUBLIC_KEY(PSA_ECC_FAMILY_TWISTED_EDWARDS)` (signature verification only)

PSA_ALG_ED448PH (macro)

Edwards-curve digital signature algorithm with prehashing (HashEdDSA), using the Edwards448 curve.

```
#define PSA_ALG_ED448PH ((psa_algorithm_t) 0x06000915)
```

This algorithm can be used with both the message and hash signature functions.

This computes the Ed448ph algorithm as specified in *Edwards-Curve Digital Signature Algorithm (EdDSA)* [RFC8032] §5.2, and requires an Edwards448 curve key. An empty string is used as the context. The prehash function is the first 64 bytes of the output from SHAKE256.

Implementation note

When used with `psa_sign_hash()` or `psa_verify_hash()`, the hash parameter to the call should be used as PH(M) in the algorithms defined in [RFC8032] §5.2.

Usage

This is a hash-and-sign algorithm. To calculate a signature, use one of the following approaches:

- Call `psa_sign_message()` with the message.
- Calculate the first 64 bytes of the SHAKE256 output of the message with `psa_hash_compute()`, or with a multi-part hash operation, using the hash algorithm `PSA_ALG_SHAKE256_512`. Then sign the calculated hash with `psa_sign_hash()`.

Verifying a signature is similar, using `psa_verify_message()` or `psa_verify_hash()` instead of the signature function.

Compatible key types

[PSA_KEY_TYPE_ECC_KEY_PAIR\(PSA_ECC_FAMILY_TWISTED_EDWARDS\)](#)

[PSA_KEY_TYPE_ECC_PUBLIC_KEY\(PSA_ECC_FAMILY_TWISTED_EDWARDS\)](#) (signature verification only)

10.7.2 Asymmetric signature functions

psa_sign_message (function)

Sign a message with a private key. For hash-and-sign algorithms, this includes the hashing step.

```
psa_status_t psa_sign_message(psa_key_id_t key,
                              psa_algorithm_t alg,
                              const uint8_t * input,
                              size_t input_length,
                              uint8_t * signature,
                              size_t signature_size,
                              size_t * signature_length);
```

Parameters

key	Identifier of the key to use for the operation. It must be an asymmetric key pair. The key must allow the usage PSA_KEY_USAGE_SIGN_MESSAGE .
alg	An asymmetric signature algorithm: a value of type psa_algorithm_t such that PSA_ALG_IS_SIGN_MESSAGE(alg) is true.
input	The input message to sign.
input_length	Size of the input buffer in bytes.
signature	Buffer where the signature is to be written.
signature_size	Size of the signature buffer in bytes. This must be appropriate for the selected algorithm and key: <ul style="list-style-type: none">• The required signature size is PSA_SIGN_OUTPUT_SIZE(key_type, key_bits, alg) where key_type and key_bits are the type and bit-size respectively of key.• PSA_SIGNATURE_MAX_SIZE evaluates to the maximum signature size of any supported signature algorithm.
signature_length	On success, the number of bytes that make up the returned signature value.

Returns: psa_status_t

PSA_SUCCESS	Success. The first (*signature_length) bytes of signature contain the signature value.
PSA_ERROR_BAD_STATE	The library requires initializing by a call to psa_crypto_init() .
PSA_ERROR_INVALID_HANDLE	key is not a valid key identifier.
PSA_ERROR_NOT_PERMITTED	The key does not have the PSA_KEY_USAGE_SIGN_MESSAGE flag, or it does not permit the requested algorithm.

PSA_ERROR_BUFFER_TOO_SMALL	The size of the signature buffer is too small. PSA_SIGN_OUTPUT_SIZE() or PSA_SIGNATURE_MAX_SIZE can be used to determine a sufficient buffer size.
PSA_ERROR_INVALID_ARGUMENT	The following conditions can result in this error: <ul style="list-style-type: none"> alg is not an asymmetric signature algorithm. key is not an asymmetric key pair, that is compatible with alg. input_length is too large for the algorithm and key type.
PSA_ERROR_NOT_SUPPORTED	The following conditions can result in this error: <ul style="list-style-type: none"> alg is not supported or is not an asymmetric signature algorithm. key is not supported for use with alg. input_length is too large for the implementation.
PSA_ERROR_INSUFFICIENT_ENTROPY	
PSA_ERROR_INSUFFICIENT_MEMORY	
PSA_ERROR_COMMUNICATION_FAILURE	
PSA_ERROR_CORRUPTION_DETECTED	
PSA_ERROR_STORAGE_FAILURE	
PSA_ERROR_DATA_CORRUPT	
PSA_ERROR_DATA_INVALID	

Description

Note:

To perform a multi-part hash-and-sign signature algorithm, first use a [multi-part hash operation](#) and then pass the resulting hash to [psa_sign_hash\(\)](#). [PSA_ALG_GET_HASH\(alg\)](#) can be used to determine the hash algorithm to use.

psa_verify_message (function)

Verify the signature of a message with a public key. For hash-and-sign algorithms, this includes the hashing step.

```
psa_status_t psa_verify_message(psa_key_id_t key,
                               psa_algorithm_t alg,
                               const uint8_t * input,
                               size_t input_length,
                               const uint8_t * signature,
                               size_t signature_length);
```

Parameters

key	Identifier of the key to use for the operation. It must be a public key or an asymmetric key pair. The key must allow the usage PSA_KEY_USAGE_VERIFY_MESSAGE .
alg	An asymmetric signature algorithm: a value of type psa_algorithm_t such that PSA_ALG_IS_SIGN_MESSAGE (alg) is true.
input	The message whose signature is to be verified.
input_length	Size of the input buffer in bytes.
signature	Buffer containing the signature to verify.
signature_length	Size of the signature buffer in bytes.

Returns: [psa_status_t](#)

PSA_SUCCESS	Success. The signature is valid.
PSA_ERROR_BAD_STATE	The library requires initializing by a call to psa_crypto_init() .
PSA_ERROR_INVALID_HANDLE	key is not a valid key identifier.
PSA_ERROR_NOT_PERMITTED	The key does not have the PSA_KEY_USAGE_VERIFY_MESSAGE flag, or it does not permit the requested algorithm.
PSA_ERROR_INVALID_SIGNATURE	signature is not the result of signing the input message with algorithm alg using the private key corresponding to key.
PSA_ERROR_INVALID_ARGUMENT	The following conditions can result in this error: <ul style="list-style-type: none">• alg is not an asymmetric signature algorithm.• key is not a public key or an asymmetric key pair, that is compatible with alg.• input_length is too large for the algorithm and key type.
PSA_ERROR_NOT_SUPPORTED	The following conditions can result in this error: <ul style="list-style-type: none">• alg is not supported or is not an asymmetric signature algorithm.• key is not supported for use with alg.• input_length is too large for the implementation.
PSA_ERROR_INSUFFICIENT_MEMORY	
PSA_ERROR_COMMUNICATION_FAILURE	
PSA_ERROR_CORRUPTION_DETECTED	
PSA_ERROR_STORAGE_FAILURE	
PSA_ERROR_DATA_CORRUPT	
PSA_ERROR_DATA_INVALID	

Description

Note:

To perform a multi-part hash-and-sign signature verification algorithm, first use a [multi-part hash operation](#) to hash the message and then pass the resulting hash to [psa_verify_hash\(\)](#). [PSA_ALG_GET_HASH\(alg\)](#) can be used to determine the hash algorithm to use.

psa_sign_hash (function)

Sign an already-calculated hash with a private key.

```
psa_status_t psa_sign_hash(psa_key_id_t key,
                           psa_algorithm_t alg,
                           const uint8_t * hash,
                           size_t hash_length,
                           uint8_t * signature,
                           size_t signature_size,
                           size_t * signature_length);
```

Parameters

key	Identifier of the key to use for the operation. It must be an asymmetric key pair. The key must allow the usage PSA_KEY_USAGE_SIGN_HASH .
alg	An asymmetric signature algorithm that separates the hash and sign operations: a value of type psa_algorithm_t such that PSA_ALG_IS_SIGN_HASH(alg) is true.
hash	The input to sign. This is usually the hash of a message. See the detailed description of this function and the description of individual signature algorithms for a detailed description of acceptable inputs.
hash_length	Size of the hash buffer in bytes.
signature	Buffer where the signature is to be written.
signature_size	Size of the signature buffer in bytes. This must be appropriate for the selected algorithm and key: <ul style="list-style-type: none">• The required signature size is PSA_SIGN_OUTPUT_SIZE(key_type, key_bits, alg) where key_type and key_bits are the type and bit-size respectively of key.• PSA_SIGNATURE_MAX_SIZE evaluates to the maximum signature size of any supported signature algorithm.
signature_length	On success, the number of bytes that make up the returned signature value.

Returns: `psa_status_t`

<code>PSA_SUCCESS</code>	Success. The first (<code>*signature_length</code>) bytes of signature contain the signature value.
<code>PSA_ERROR_BAD_STATE</code>	The library requires initializing by a call to <code>psa_crypto_init()</code> .
<code>PSA_ERROR_INVALID_HANDLE</code>	key is not a valid key identifier.
<code>PSA_ERROR_NOT_PERMITTED</code>	The key does not have the <code>PSA_KEY_USAGE_SIGN_HASH</code> flag, or it does not permit the requested algorithm.
<code>PSA_ERROR_BUFFER_TOO_SMALL</code>	The size of the signature buffer is too small. <code>PSA_SIGN_OUTPUT_SIZE()</code> or <code>PSA_SIGNATURE_MAX_SIZE</code> can be used to determine a sufficient buffer size.
<code>PSA_ERROR_INVALID_ARGUMENT</code>	The following conditions can result in this error: <ul style="list-style-type: none">• <code>alg</code> is not an asymmetric signature algorithm.• <code>key</code> is not an asymmetric key pair, that is compatible with <code>alg</code>.• <code>hash_length</code> is not valid for the algorithm and key type.
<code>PSA_ERROR_NOT_SUPPORTED</code>	The following conditions can result in this error: <ul style="list-style-type: none">• <code>alg</code> is not supported or is not an asymmetric signature algorithm.• <code>key</code> is not supported for use with <code>alg</code>.
<code>PSA_ERROR_INSUFFICIENT_ENTROPY</code>	
<code>PSA_ERROR_INSUFFICIENT_MEMORY</code>	
<code>PSA_ERROR_COMMUNICATION_FAILURE</code>	
<code>PSA_ERROR_CORRUPTION_DETECTED</code>	
<code>PSA_ERROR_STORAGE_FAILURE</code>	
<code>PSA_ERROR_DATA_CORRUPT</code>	
<code>PSA_ERROR_DATA_INVALID</code>	

Description

With most signature mechanisms that follow the hash-and-sign paradigm, the hash input to this function is the hash of the message to sign. The hash algorithm is encoded in the signature algorithm.

Some hash-and-sign mechanisms apply a padding or encoding to the hash. In such cases, the encoded hash must be passed to this function. The current version of this specification defines one such signature algorithm: `PSA_ALG_RSA_PKCS1V15_SIGN_RAW`.

Note:

To perform a hash-and-sign signature algorithm, the hash must be calculated before passing it to this function. This can be done by calling `psa_hash_compute()` or with a multi-part hash operation. The correct hash algorithm to use can be determined using `PSA_ALG_GET_HASH()`.

Alternatively, to hash and sign a message in a single call, use `psa_sign_message()`.

psa_verify_hash (function)

Verify the signature of a hash or short message using a public key.

```
psa_status_t psa_verify_hash(psa_key_id_t key,
                             psa_algorithm_t alg,
                             const uint8_t * hash,
                             size_t hash_length,
                             const uint8_t * signature,
                             size_t signature_length);
```

Parameters

key	Identifier of the key to use for the operation. It must be a public key or an asymmetric key pair. The key must allow the usage PSA_KEY_USAGE_VERIFY_HASH .
alg	An asymmetric signature algorithm that separates the hash and sign operations: a value of type psa_algorithm_t such that PSA_ALG_IS_SIGN_HASH (alg) is true.
hash	The input whose signature is to be verified. This is usually the hash of a message. See the detailed description of this function and the description of individual signature algorithms for a detailed description of acceptable inputs.
hash_length	Size of the hash buffer in bytes.
signature	Buffer containing the signature to verify.
signature_length	Size of the signature buffer in bytes.

Returns: psa_status_t

PSA_SUCCESS	Success. The signature is valid.
PSA_ERROR_BAD_STATE	The library requires initializing by a call to psa_crypto_init() .
PSA_ERROR_INVALID_HANDLE	key is not a valid key identifier.
PSA_ERROR_NOT_PERMITTED	The key does not have the PSA_KEY_USAGE_VERIFY_HASH flag, or it does not permit the requested algorithm.
PSA_ERROR_INVALID_SIGNATURE	signature is not the result of signing hash with algorithm alg using the private key corresponding to key.
PSA_ERROR_INVALID_ARGUMENT	The following conditions can result in this error: <ul style="list-style-type: none">• alg is not an asymmetric signature algorithm.• key is not a public key or an asymmetric key pair, that is compatible with alg.• hash_length is not valid for the algorithm and key type.
PSA_ERROR_NOT_SUPPORTED	The following conditions can result in this error: <ul style="list-style-type: none">• alg is not supported or is not an asymmetric signature algorithm.• key is not supported for use with alg.
PSA_ERROR_INSUFFICIENT_MEMORY	
PSA_ERROR_COMMUNICATION_FAILURE	

PSA_ERROR_DATA_INVALID

Parameters

alg An algorithm identifier: a value of type `psa_algorithm_t`.

Returns

1 if `alg` is a signature algorithm that can be used to sign a hash. 0 if `alg` is a signature algorithm that can only be used to sign a message. 0 if `alg` is not a signature algorithm. This macro can return either 0 or 1 if `alg` is not a supported algorithm identifier.

Description

This includes all algorithms such that `PSA_ALG_IS_HASH_AND_SIGN()` is true, as well as signature algorithms for which the input to `psa_sign_hash()` or `psa_verify_hash()` is not directly a hash, such as `PSA_ALG_IS_RSA_PKCS1V15_SIGN`.

PSA_ALG_IS_RSA_PKCS1V15_SIGN (macro)

Whether the specified algorithm is an RSA PKCS#1 v1.5 signature algorithm.

```
#define PSA_ALG_IS_RSA_PKCS1V15_SIGN(alg) /* specification-defined value */
```

Parameters

alg An algorithm identifier: a value of type `psa_algorithm_t`.

Returns

1 if alg is an RSA PKCS#1 v1.5 signature algorithm, 0 otherwise.

This macro can return either 0 or 1 if alg is not a supported algorithm identifier.

PSA_ALG_IS_RSA_PSS (macro)

Whether the specified algorithm is an RSA PSS signature algorithm.

```
#define PSA_ALG_IS_RSA_PSS(alg) /* specification-defined value */
```

Parameters

alg An algorithm identifier: a value of type `psa_algorithm_t`.

Returns

1 if alg is an RSA PSS signature algorithm, 0 otherwise.

This macro can return either 0 or 1 if `alg` is not a supported algorithm identifier.

Description

This macro returns 1 for algorithms constructed using either `PSA_ALG_RSA_PSS()` or `PSA_ALG_RSA_PSS_ANY_SALT()`.

PSA_ALG_IS_RSA_PSS_ANY_SALT (macro)

Whether the specified algorithm is an RSA PSS signature algorithm that permits any salt length.

```
#define PSA_ALG_IS_RSA_PSS_ANY_SALT(alg) /* specification-defined value */
```

Parameters

alg An algorithm identifier: a value of type `psa_algorithm_t`.

Returns

1 if alg is an RSA PSS signature algorithm that permits any salt length, 0 otherwise.

This macro can return either 0 or 1 if `alg` is not a supported algorithm identifier.

Description

An RSA PSS signature algorithm that permits any salt length is constructed using `PSA_ALG_RSA_PSS_ANY_SALT()`.

See also [PSA_ALG_IS_RSA_PSS\(\)](#) and [PSA_ALG_IS_RSA_PSS_STANDARD_SALT\(\)](#).

PSA_ALG_IS_RSA_PSS_STANDARD_SALT (macro)

Whether the specified algorithm is an RSA PSS signature algorithm that requires the standard salt length.

```
#define PSA_ALG_IS_RSA_PSS_STANDARD_SALT(alg) /* specification-defined value */
```

Parameters

alg An algorithm identifier: a value of type `psa_algorithm_t`.

Returns

1 if alg is an RSA PSS signature algorithm that requires the standard salt length, 0 otherwise.

This macro can return either 0 or 1 if `alg` is not a supported algorithm identifier.

Description

An RSA PSS signature algorithm that requires the standard salt length is constructed using `PSA_ALG_RSA_PSS()`.

See also [PSA_ALG_IS_RSA_PSS\(\)](#) and [PSA_ALG_IS_RSA_PSS_ANY_SALT\(\)](#).

PSA_ALG_IS_ECDSA (macro)

Whether the specified algorithm is ECDSA.

```
#define PSA_ALG_IS_ECDSA(alg) /* specification-defined value */
```

Parameters

alg An algorithm identifier: a value of type `psa_algorithm_t`.

Returns

1 if alg is an ECDSA algorithm, 0 otherwise.

This macro can return either 0 or 1 if `alg` is not a supported algorithm identifier.

PSA_ALG_IS_DETERMINISTIC_ECDSA (macro)

Whether the specified algorithm is deterministic ECDSA.

```
#define PSA_ALG_IS_DETERMINISTIC_ECDSA(alg) /* specification-defined value */
```

Parameters

alg An algorithm identifier: a value of type `psa_algorithm_t`.

Returns

1 if alg is a deterministic ECDSA algorithm, 0 otherwise.

This macro can return either 0 or 1 if `alg` is not a supported algorithm identifier.

Description

See also [PSA_ALG_IS_ECDSA\(\)](#) and [PSA_ALG_IS_RANDOMIZED_ECDSA\(\)](#).

PSA_ALG_IS_RANDOMIZED_ECDSA (macro)

Whether the specified algorithm is randomized ECDSA.

```
#define PSA_ALG_IS_RANDOMIZED_ECDSA(alg) /* specification-defined value */
```

Parameters

alg An algorithm identifier: a value of type `psa_algorithm_t`.

Returns

1 if alg is a randomized ECDSA algorithm, 0 otherwise.

This macro can return either 0 or 1 if `alg` is not a supported algorithm identifier.

Description

See also `PSA_ALG_IS_ECDSA()` and `PSA_ALG_IS_DETERMINISTIC_ECDSA()`.

PSA_ALG_IS_HASH_EDDSA (macro)

Whether the specified algorithm is HashEdDSA.

```
#define PSA_ALG_IS_HASH_EDDSA(alg) /* specification-defined value */
```

Parameters

`alg` An algorithm identifier: a value of type `psa_algorithm_t`.

Returns

1 if `alg` is a HashEdDSA algorithm, 0 otherwise.

This macro can return either 0 or 1 if `alg` is not a supported algorithm identifier.

PSA_ALG_IS_HASH_AND_SIGN (macro)

Whether the specified algorithm is a hash-and-sign algorithm that signs exactly the hash value.

```
#define PSA_ALG_IS_HASH_AND_SIGN(alg) /* specification-defined value */
```

Parameters

`alg` An algorithm identifier: a value of type `psa_algorithm_t`.

Returns

1 if `alg` is a hash-and-sign algorithm that signs exactly the hash value, 0 otherwise. This macro can return either 0 or 1 if `alg` is not a supported algorithm identifier.

A wildcard signature algorithm policy, using `PSA_ALG_ANY_HASH`, returns the same value as the signature algorithm parameterised with a valid hash algorithm.

Description

This macro identifies algorithms that can be used with `psa_sign_hash()` that use the exact message hash value as an input the signature operation. For example, if `PSA_ALG_IS_HASH_AND_SIGN(alg)` is true, the following call sequence is equivalent to `psa_sign_message(key, alg, msg, msg_len, ...)`:

```
psa_hash_operation_t op = {0};
uint8_t hash[PSA_HASH_MAX_SIZE];
size_t hash_len;
psa_hash_setup(&op, PSA_ALG_GET_HASH(alg));
psa_hash_update(&op, msg, msg_len);
psa_hash_finish(&op, hash, sizeof(hash), &hash_len);
psa_sign_hash(key, alg, hash, hash_len, ...);
```

This excludes hash-and-sign algorithms that require an encoded or modified hash for the signature step in the algorithm, such as `PSA_ALG_RSA_PKCS1V15_SIGN_RAW`. For such algorithms, `PSA_ALG_IS_SIGN_HASH()` is true but `PSA_ALG_IS_HASH_AND_SIGN()` is false.

PSA_ALG_ANY_HASH (macro)

When setting a hash-and-sign algorithm in a key policy, permit any hash algorithm.

```
#define PSA_ALG_ANY_HASH ((psa_algorithm_t)0x020000ff)
```

This value can be used to form the permitted algorithm attribute of a key policy for a signature algorithm that is parametrized by a hash. A key with this policy can then be used to perform operations using the same signature algorithm parametrized with any supported hash. A signature algorithm created using this macro is a wildcard algorithm, and `PSA_ALG_IS_WILDCARD()` will return true.

This value must not be used to build other algorithms that are parametrized over a hash. For any valid use of this macro to build an algorithm `alg`, `PSA_ALG_IS_HASH_AND_SIGN(alg)` is true.

This value must not be used to build an algorithm specification to perform an operation. It is only valid for setting the permitted algorithm in a key policy.

Usage

For example, suppose that `PSA_XXX_SIGNATURE` is one of the following macros:

- `PSA_ALG_RSA_PKCS1V15_SIGN`
- `PSA_ALG_RSA_PSS`
- `PSA_ALG_RSA_PSS_ANY_SALT`
- `PSA_ALG_ECDSA`
- `PSA_ALG_DETERMINISTIC_ECDSA`

The following sequence of operations shows how `PSA_ALG_ANY_HASH` can be used in a key policy:

1. Set the key usage flags using `PSA_ALG_ANY_HASH`, for example:

```
psa_set_key_usage_flags(&attributes, PSA_KEY_USAGE_SIGN_MESSAGE); // or VERIFY_MESSAGE
psa_set_key_algorithm(&attributes, PSA_XXX_SIGNATURE(PSA_ALG_ANY_HASH));
```

2. Import or generate key material.
3. Call `psa_sign_message()` or `psa_verify_message()`, passing an algorithm built from `PSA_XXX_SIGNATURE` and a specific hash. Each call to sign or verify a message can use a different hash algorithm.

```
psa_sign_message(key, PSA_XXX_SIGNATURE(PSA_ALG_SHA_256), ...);
psa_sign_message(key, PSA_XXX_SIGNATURE(PSA_ALG_SHA_512), ...);
psa_sign_message(key, PSA_XXX_SIGNATURE(PSA_ALG_SHA3_256), ...);
```

PSA_SIGN_OUTPUT_SIZE (macro)

Sufficient signature buffer size for `psa_sign_message()` and `psa_sign_hash()`.

```
#define PSA_SIGN_OUTPUT_SIZE(key_type, key_bits, alg) \
    /* implementation-defined value */
```

Parameters

<code>key_type</code>	An asymmetric key type. This can be a key pair type or a public key type.
<code>key_bits</code>	The size of the key in bits.
<code>alg</code>	The signature algorithm.

Returns

A sufficient signature buffer size for the specified asymmetric signature algorithm and key parameters. An implementation can return either 0 or a correct size for an asymmetric signature algorithm and key parameters that it recognizes, but does not support. If the parameters are not valid, the return value is unspecified.

Description

If the size of the signature buffer is at least this large, it is guaranteed that `psa_sign_message()` and `psa_sign_hash()` will not fail due to an insufficient buffer size. The actual size of the output might be smaller in any given call.

See also `PSA_SIGNATURE_MAX_SIZE`.

PSA_SIGNATURE_MAX_SIZE (macro)

A sufficient signature buffer size for `psa_sign_message()` and `psa_sign_hash()`, for any of the supported key types and asymmetric signature algorithms.

```
#define PSA_SIGNATURE_MAX_SIZE /* implementation-defined value */
```

If the size of the signature buffer is at least this large, it is guaranteed that `psa_sign_message()` and `psa_sign_hash()` will not fail due to an insufficient buffer size.

See also `PSA_SIGN_OUTPUT_SIZE()`.

10.8 Asymmetric encryption

Asymmetric encryption is provided through the functions `psa_asymmetric_encrypt()` and `psa_asymmetric_decrypt()`.

10.8.1 Asymmetric encryption algorithms

PSA_ALG_RSA_PKCS1V15_CRYPT (macro)

The RSA PKCS#1 v1.5 asymmetric encryption algorithm.

```
#define PSA_ALG_RSA_PKCS1V15_CRYPT ((psa_algorithm_t)0x07000200)
```

This encryption scheme is defined by *PKCS #1: RSA Cryptography Specifications Version 2.2* [RFC8017] §7.2 under the name RSAES-PKCS-v1_5.

Compatible key types

`PSA_KEY_TYPE_RSA_KEY_PAIR`

`PSA_KEY_TYPE_RSA_PUBLIC_KEY` (asymmetric encryption only)

PSA_ALG_RSA_OAEP (macro)

The RSA OAEP asymmetric encryption algorithm.

```
#define PSA_ALG_RSA_OAEP(hash_alg) /* specification-defined value */
```

Parameters

hash_alg	A hash algorithm: a value of type <code>psa_algorithm_t</code> such that <code>PSA_ALG_IS_HASH(hash_alg)</code> is true. The hash algorithm is used for MGF1.
----------	---

Returns

The corresponding RSA OAEP encryption algorithm.

Unspecified if `hash_alg` is not a supported hash algorithm.

Description

This encryption scheme is defined by [RFC8017] §7.1 under the name RSAES-OAEP, with the following options:

- The mask generation function MGF1 defined in [RFC8017] Appendix B.2.1.
- The specified hash algorithm is used to hash the label, and for the mask generation function.

Compatible key types

`PSA_KEY_TYPE_RSA_KEY_PAIR`

`PSA_KEY_TYPE_RSA_PUBLIC_KEY` (asymmetric encryption only)

10.8.2 Asymmetric encryption functions

psa_asymmetric_encrypt (function)

Encrypt a short message with a public key.

```
psa_status_t psa_asymmetric_encrypt(psa_key_id_t key,  
                                    psa_algorithm_t alg,  
                                    const uint8_t * input,  
                                    size_t input_length,  
                                    const uint8_t * salt,  
                                    size_t salt_length,  
                                    uint8_t * output,  
                                    size_t output_size,  
                                    size_t * output_length);
```

Parameters

key	Identifier of the key to use for the operation. It must be a public key or an asymmetric key pair. It must allow the usage PSA_KEY_USAGE_ENCRYPT .
alg	The asymmetric encryption algorithm to compute: a value of type psa_algorithm_t such that PSA_ALG_IS_ASYMMETRIC_ENCRYPTION (alg) is true.
input	The message to encrypt.
input_length	Size of the input buffer in bytes.
salt	A salt or label, if supported by the encryption algorithm. If the algorithm does not support a salt, pass NULL. If the algorithm supports an optional salt, pass NULL to indicate that there is no salt.
salt_length	Size of the salt buffer in bytes. If salt is NULL, pass 0.
output	Buffer where the encrypted message is to be written.
output_size	Size of the output buffer in bytes. This must be appropriate for the selected algorithm and key: <ul style="list-style-type: none">• The required output size is PSA_ASYMMETRIC_ENCRYPT_OUTPUT_SIZE(key_type, key_bits, alg) where key_type and key_bits are the type and bit-size respectively of key.• PSA_ASYMMETRIC_ENCRYPT_OUTPUT_MAX_SIZE evaluates to the maximum output size of any supported asymmetric encryption.
output_length	On success, the number of bytes that make up the returned output.

Returns: psa_status_t

PSA_SUCCESS	Success. The first (*output_length) bytes of output contain the encrypted output.
PSA_ERROR_BAD_STATE	The library requires initializing by a call to psa_crypto_init() .
PSA_ERROR_INVALID_HANDLE	key is not a valid key identifier.
PSA_ERROR_NOT_PERMITTED	The key does not have the PSA_KEY_USAGE_ENCRYPT flag, or it does not permit the requested algorithm.
PSA_ERROR_BUFFER_TOO_SMALL	The size of the output buffer is too small. PSA_ASYMMETRIC_ENCRYPT_OUTPUT_SIZE() or PSA_ASYMMETRIC_ENCRYPT_OUTPUT_MAX_SIZE can be used to determine a sufficient buffer size.
PSA_ERROR_INVALID_ARGUMENT	The following conditions can result in this error: <ul style="list-style-type: none">• alg is not an asymmetric encryption algorithm.• key is not a public key or an asymmetric key pair, that is compatible with alg.• input_length is not valid for the algorithm and key type.• salt_length is not valid for the algorithm and key type.
PSA_ERROR_NOT_SUPPORTED	The following conditions can result in this error:

- `alg` is not supported or is not an asymmetric encryption algorithm.
- `key` is not supported for use with `alg`.
- `input_length` or `salt_length` are too large for the implementation.

`PSA_ERROR_INSUFFICIENT_ENTROPY`

`PSA_ERROR_INSUFFICIENT_MEMORY`

`PSA_ERROR_COMMUNICATION_FAILURE`

`PSA_ERROR_CORRUPTION_DETECTED`

`PSA_ERROR_STORAGE_FAILURE`

`PSA_ERROR_DATA_CORRUPT`

`PSA_ERROR_DATA_INVALID`

Description

- For `PSA_ALG_RSA_PKCS1V15_CRYPT`, no salt is supported.

`psa_asymmetric_decrypt` (function)

Decrypt a short message with a private key.

```
psa_status_t psa_asymmetric_decrypt(psa_key_id_t key,
                                     psa_algorithm_t alg,
                                     const uint8_t * input,
                                     size_t input_length,
                                     const uint8_t * salt,
                                     size_t salt_length,
                                     uint8_t * output,
                                     size_t output_size,
                                     size_t * output_length);
```

Parameters

<code>key</code>	Identifier of the key to use for the operation. It must be an asymmetric key pair. It must allow the usage <code>PSA_KEY_USAGE_DECRYPT</code> .
<code>alg</code>	The asymmetric encryption algorithm to compute: a value of type <code>psa_algorithm_t</code> such that <code>PSA_ALG_IS_ASYMMETRIC_ENCRYPTION(alg)</code> is true.
<code>input</code>	The message to decrypt.
<code>input_length</code>	Size of the <code>input</code> buffer in bytes.
<code>salt</code>	A salt or label, if supported by the encryption algorithm. If the algorithm does not support a salt, pass <code>NULL</code> . If the algorithm supports an optional salt, pass <code>NULL</code> to indicate that there is no salt.
<code>salt_length</code>	Size of the <code>salt</code> buffer in bytes. If <code>salt</code> is <code>NULL</code> , pass 0.
<code>output</code>	Buffer where the decrypted message is to be written.

output_size	Size of the output buffer in bytes. This must be appropriate for the selected algorithm and key: <ul style="list-style-type: none"> The required output size is <code>PSA_ASYMMETRIC_DECRYPT_OUTPUT_SIZE(key_type, key_bits, alg)</code> where <code>key_type</code> and <code>key_bits</code> are the type and bit-size respectively of key. <code>PSA_ASYMMETRIC_DECRYPT_OUTPUT_MAX_SIZE</code> evaluates to the maximum output size of any supported asymmetric decryption.
output_length	On success, the number of bytes that make up the returned output.
Returns: <code>psa_status_t</code>	
<code>PSA_SUCCESS</code>	Success. The first (<code>*output_length</code>) bytes of output contain the decrypted output.
<code>PSA_ERROR_BAD_STATE</code>	The library requires initializing by a call to <code>psa_crypto_init()</code> .
<code>PSA_ERROR_INVALID_HANDLE</code>	key is not a valid key identifier.
<code>PSA_ERROR_NOT_PERMITTED</code>	The key does not have the <code>PSA_KEY_USAGE_DECRYPT</code> flag, or it does not permit the requested algorithm.
<code>PSA_ERROR_BUFFER_TOO_SMALL</code>	The size of the output buffer is too small. <code>PSA_ASYMMETRIC_DECRYPT_OUTPUT_SIZE()</code> or <code>PSA_ASYMMETRIC_DECRYPT_OUTPUT_MAX_SIZE</code> can be used to determine a sufficient buffer size.
<code>PSA_ERROR_INVALID_PADDING</code>	The algorithm uses padding, and the input does not contain valid padding.
<code>PSA_ERROR_INVALID_ARGUMENT</code>	The following conditions can result in this error: <ul style="list-style-type: none"> <code>alg</code> is not an asymmetric encryption algorithm. key is not an asymmetric key pair, that is compatible with <code>alg</code>. <code>input_length</code> is not valid for the algorithm and key type. <code>salt_length</code> is not valid for the algorithm and key type.
<code>PSA_ERROR_NOT_SUPPORTED</code>	The following conditions can result in this error: <ul style="list-style-type: none"> <code>alg</code> is not supported or is not an asymmetric encryption algorithm. key is not supported for use with <code>alg</code>. <code>input_length</code> or <code>salt_length</code> are too large for the implementation.
<code>PSA_ERROR_INSUFFICIENT_ENTROPY</code>	
<code>PSA_ERROR_INSUFFICIENT_MEMORY</code>	
<code>PSA_ERROR_COMMUNICATION_FAILURE</code>	
<code>PSA_ERROR_CORRUPTION_DETECTED</code>	
<code>PSA_ERROR_STORAGE_FAILURE</code>	
<code>PSA_ERROR_DATA_CORRUPT</code>	
<code>PSA_ERROR_DATA_INVALID</code>	

Description

- For [PSA_ALG_RSA_PKCS1V15_CRYPT](#), no salt is supported.

10.8.3 Support macros

PSA_ALG_IS_RSA_OAEP (macro)

Whether the specified algorithm is an RSA OAEP encryption algorithm.

```
#define PSA_ALG_IS_RSA_OAEP(alg) /* specification-defined value */
```

Parameters

`alg` An algorithm identifier: a value of type [psa_algorithm_t](#).

Returns

1 if `alg` is an RSA OAEP algorithm, 0 otherwise.

This macro can return either 0 or 1 if `alg` is not a supported algorithm identifier.

PSA_ASYMMETRIC_ENCRYPT_OUTPUT_SIZE (macro)

Sufficient output buffer size for [psa_asymmetric_encrypt\(\)](#).

```
#define PSA_ASYMMETRIC_ENCRYPT_OUTPUT_SIZE(key_type, key_bits, alg) \
    /* implementation-defined value */
```

Parameters

`key_type` An asymmetric key type, either a key pair or a public key.

`key_bits` The size of the key in bits.

`alg` An asymmetric encryption algorithm: a value of type [psa_algorithm_t](#) such that [PSA_ALG_IS_ASYMMETRIC_ENCRYPTION](#)(`alg`) is true.

Returns

A sufficient output buffer size for the specified asymmetric encryption algorithm and key parameters. An implementation can return either 0 or a correct size for an asymmetric encryption algorithm and key parameters that it recognizes, but does not support. If the parameters are not valid, the return value is unspecified.

Description

If the size of the output buffer is at least this large, it is guaranteed that [psa_asymmetric_encrypt\(\)](#) will not fail due to an insufficient buffer size. The actual size of the output might be smaller in any given call.

See also [PSA_ASYMMETRIC_ENCRYPT_OUTPUT_MAX_SIZE](#).

PSA_ASYMMETRIC_ENCRYPT_OUTPUT_MAX_SIZE (macro)

A sufficient output buffer size for `psa_asymmetric_encrypt()`, for any of the supported key types and asymmetric encryption algorithms.

```
#define PSA_ASYMMETRIC_ENCRYPT_OUTPUT_MAX_SIZE \
    /* implementation-defined value */
```

If the size of the output buffer is at least this large, it is guaranteed that `psa_asymmetric_encrypt()` will not fail due to an insufficient buffer size.

See also `PSA_ASYMMETRIC_ENCRYPT_OUTPUT_SIZE()`.

PSA_ASYMMETRIC_DECRYPT_OUTPUT_SIZE (macro)

Sufficient output buffer size for `psa_asymmetric_decrypt()`.

```
#define PSA_ASYMMETRIC_DECRYPT_OUTPUT_SIZE(key_type, key_bits, alg) \
    /* implementation-defined value */
```

Parameters

<code>key_type</code>	An asymmetric key type, either a key pair or a public key.
<code>key_bits</code>	The size of the key in bits.
<code>alg</code>	An asymmetric encryption algorithm: a value of type <code>psa_algorithm_t</code> such that <code>PSA_ALG_IS_ASYMMETRIC_ENCRYPTION(alg)</code> is true.

Returns

A sufficient output buffer size for the specified asymmetric encryption algorithm and key parameters. An implementation can return either 0 or a correct size for an asymmetric encryption algorithm and key parameters that it recognizes, but does not support. If the parameters are not valid, the return value is unspecified.

Description

If the size of the output buffer is at least this large, it is guaranteed that `psa_asymmetric_decrypt()` will not fail due to an insufficient buffer size. The actual size of the output might be smaller in any given call.

See also `PSA_ASYMMETRIC_DECRYPT_OUTPUT_MAX_SIZE`.

PSA_ASYMMETRIC_DECRYPT_OUTPUT_MAX_SIZE (macro)

A sufficient output buffer size for `psa_asymmetric_decrypt()`, for any of the supported key types and asymmetric encryption algorithms.

```
#define PSA_ASYMMETRIC_DECRYPT_OUTPUT_MAX_SIZE \
    /* implementation-defined value */
```

If the size of the output buffer is at least this large, it is guaranteed that `psa_asymmetric_decrypt()` will not fail due to an insufficient buffer size.

See also `PSA_ASYMMETRIC_DECRYPT_OUTPUT_SIZE()`.

10.9 Key agreement

Two functions are provided for a Diffie-Hellman-style key agreement where each party combines its own private key with the peer's public key.

- The recommended approach is to use a [key derivation operation](#) with the [psa_key_derivation_key_agreement\(\)](#) input function, which calculates a shared secret for the key derivation function.
- Where an application needs direct access to the shared secret, it can call [psa_raw_key_agreement\(\)](#) instead. Note that in general the shared secret is not directly suitable for use as a key because it is biased.

10.9.1 Key agreement algorithms

PSA_ALG_FFDH (macro)

The finite-field Diffie-Hellman (DH) key agreement algorithm.

```
#define PSA_ALG_FFDH ((psa_algorithm_t)0x09010000)
```

This algorithm can be used directly in a call to [psa_raw_key_agreement\(\)](#), or combined with a key derivation operation using [PSA_ALG_KEY_AGREEMENT\(\)](#) for use with [psa_key_derivation_key_agreement\(\)](#).

When used as a key's permitted algorithm policy, the following uses are permitted:

- In a call to [psa_raw_key_agreement\(\)](#), with algorithm [PSA_ALG_FFDH](#).
- In a call to [psa_key_derivation_key_agreement\(\)](#), with any combined key agreement and key derivation algorithm constructed with [PSA_ALG_FFDH](#).

When used as part of a multi-part key derivation operation, this implements a Diffie-Hellman key agreement scheme using a single Diffie-Hellman key-pair for each participant. This includes the *dhEphem*, *dhOneFlow*, and *dhStatic* schemes. The input step [PSA_KEY_DERIVATION_INPUT_SECRET](#) is used when providing the secret and peer keys to the operation.

The shared secret produced by this key agreement algorithm is g^{ab} in big-endian format. It is $\text{ceiling}(m / 8)$ bytes long where m is the size of the prime p in bits.

This key agreement scheme is defined by *NIST Special Publication 800-56A: Recommendation for Pair-Wise Key-Establishment Schemes Using Discrete Logarithm Cryptography* [\[SP800-56A\]](#) §5.7.1.1 under the name FFC DH.

Compatible key types

[PSA_KEY_TYPE_DH_KEY_PAIR\(\)](#)

PSA_ALG_ECDH (macro)

The elliptic curve Diffie-Hellman (ECDH) key agreement algorithm.

```
#define PSA_ALG_ECDH ((psa_algorithm_t)0x09020000)
```

This algorithm can be used directly in a call to `psa_raw_key_agreement()`, or combined with a key derivation operation using `PSA_ALG_KEY_AGREEMENT()` for use with `psa_key_derivation_key_agreement()`.

When used as a key's permitted algorithm policy, the following uses are permitted:

- In a call to `psa_raw_key_agreement()`, with algorithm `PSA_ALG_ECDH`.
- In a call to `psa_key_derivation_key_agreement()`, with any combined key agreement and key derivation algorithm constructed with `PSA_ALG_ECDH`.

When used as part of a multi-part key derivation operation, this implements a Diffie-Hellman key agreement scheme using a single elliptic curve key-pair for each participant. This includes the *Ephemeral unified model*, the *Static unified model*, and the *One-pass Diffie-Hellman* schemes. The input step `PSA_KEY_DERIVATION_INPUT_SECRET` is used when providing the secret and peer keys to the operation.

The shared secret produced by key agreement is the x-coordinate of the shared secret point. It is always $\text{ceiling}(m / 8)$ bytes long where m is the bit size associated with the curve, i.e. the bit size of the order of the curve's coordinate field. When m is not a multiple of 8, the byte containing the most significant bit of the shared secret is padded with zero bits. The byte order is either little-endian or big-endian depending on the curve type.

- For Montgomery curves (curve family `PSA_ECC_FAMILY_MONTGOMERY`), the shared secret is the x-coordinate of $Z = d_A Q_B = d_B Q_A$ in little-endian byte order.
 - For Curve25519, this is the X25519 function defined in *Curve25519: new Diffie-Hellman speed records* [Curve25519]. The bit size m is 255.
 - For Curve448, this is the X448 function defined in *Ed448-Goldilocks, a new elliptic curve* [Curve448]. The bit size m is 448.
- For Weierstrass curves (curve families `PSA_ECC_FAMILY_SECP_XX`, `PSA_ECC_FAMILY_SECT_XX`, `PSA_ECC_FAMILY_BRAINPOOL_P_R1` and `PSA_ECC_FAMILY_FRP`) the shared secret is the x-coordinate of $Z = h d_A Q_B = h d_B Q_A$ in big-endian byte order. This is the Elliptic Curve Cryptography Cofactor Diffie-Hellman primitive defined by *SEC 1: Elliptic Curve Cryptography* [SEC1] §3.3.2 as, and also as ECC CDH by *NIST Special Publication 800-56A: Recommendation for Pair-Wise Key-Establishment Schemes Using Discrete Logarithm Cryptography* [SP800-56A] §5.7.1.2.
 - Over prime fields (curve families `PSA_ECC_FAMILY_SECP_XX`, `PSA_ECC_FAMILY_BRAINPOOL_P_R1` and `PSA_ECC_FAMILY_FRP`), the bit size is $m = \text{ceiling}(\log_2(p))$ for the field F_p .
 - Over binary fields (curve families `PSA_ECC_FAMILY_SECT_XX`), the bit size is m for the field $F_{\{2^m\}}$.

Note:

The cofactor Diffie-Hellman primitive is equivalent to the standard elliptic curve Diffie-Hellman calculation $Z = d_A Q_B = d_B Q_A$ ([SEC1] §3.3.1) for curves where the cofactor h is 1. This is true for all curves in the `PSA_ECC_FAMILY_SECP_XX`, `PSA_ECC_FAMILY_BRAINPOOL_P_R1`, and `PSA_ECC_FAMILY_FRP` families.

Compatible key types

`PSA_KEY_TYPE_ECC_KEY_PAIR(family)`

where `family` is a Weierstrass or Montgomery Elliptic curve family. That is, one of the following values:

- `PSA_ECC_FAMILY_SECT_XX`
- `PSA_ECC_FAMILY_SECP_XX`
- `PSA_ECC_FAMILY_FRP`
- `PSA_ECC_FAMILY_BRAINPOOL_P_R1`
- `PSA_ECC_FAMILY_MONTGOMERY`

PSA_ALG_KEY_AGREEMENT (macro)

Macro to build a combined algorithm that chains a key agreement with a key derivation.

```
#define PSA_ALG_KEY_AGREEMENT(ka_alg, kdf_alg) \  
    /* specification-defined value */
```

Parameters

<code>ka_alg</code>	A key agreement algorithm: a value of type <code>psa_algorithm_t</code> such that <code>PSA_ALG_IS_KEY_AGREEMENT(ka_alg)</code> is true.
<code>kdf_alg</code>	A key derivation algorithm: a value of type <code>psa_algorithm_t</code> such that <code>PSA_ALG_IS_KEY_DERIVATION(kdf_alg)</code> is true.

Returns

The corresponding key agreement and derivation algorithm.

Unspecified if `ka_alg` is not a supported key agreement algorithm or `kdf_alg` is not a supported key derivation algorithm.

Description

A combined key agreement algorithm is used with a multi-part key derivation operation, using a call to `psa_key_derivation_key_agreement()`.

The component parts of a key agreement algorithm can be extracted using `PSA_ALG_KEY_AGREEMENT_GET_BASE()` and `PSA_ALG_KEY_AGREEMENT_GET_KDF()`.

Compatible key types

The resulting combined key agreement algorithm is compatible with the same key types as the raw key agreement algorithm used to construct it.

10.9.2 Standalone key agreement

psa_raw_key_agreement (function)

Perform a key agreement and return the raw shared secret.

```
psa_status_t psa_raw_key_agreement(psa_algorithm_t alg,
                                   psa_key_id_t private_key,
                                   const uint8_t * peer_key,
                                   size_t peer_key_length,
                                   uint8_t * output,
                                   size_t output_size,
                                   size_t * output_length);
```

Parameters

alg	The key agreement algorithm to compute: a value of type <code>psa_algorithm_t</code> such that <code>PSA_ALG_IS_RAW_KEY_AGREEMENT(alg)</code> is true.
private_key	Identifier of the private key to use. It must allow the usage <code>PSA_KEY_USAGE_DERIVE</code> .
peer_key	Public key of the peer. The peer key must be in the same format that <code>psa_import_key()</code> accepts for the public key type corresponding to the type of <code>private_key</code> . That is, this function performs the equivalent of <code>psa_import_key(..., peer_key, peer_key_length)</code> , with key attributes indicating the public key type corresponding to the type of <code>private_key</code> . For example, for ECC keys, this means that <code>peer_key</code> is interpreted as a point on the curve that the private key is on. The standard formats for public keys are documented in the documentation of <code>psa_export_public_key()</code> .
peer_key_length	Size of <code>peer_key</code> in bytes.
output	Buffer where the raw shared secret is to be written.
output_size	Size of the output buffer in bytes. This must be appropriate for the keys: <ul style="list-style-type: none">• The required output size is <code>PSA_RAW_KEY_AGREEMENT_OUTPUT_SIZE(type, bits)</code> where <code>type</code> is the type of <code>private_key</code> and <code>bits</code> is the bit-size of either <code>private_key</code> or the <code>peer_key</code>.• <code>PSA_RAW_KEY_AGREEMENT_OUTPUT_MAX_SIZE</code> evaluates to the maximum output size of any supported raw key agreement algorithm.
output_length	On success, the number of bytes that make up the returned output.

Returns: `psa_status_t`

<code>PSA_SUCCESS</code>	Success. The first (<code>*output_length</code>) bytes of output contain the raw shared secret.
<code>PSA_ERROR_BAD_STATE</code>	The library requires initializing by a call to psa_crypto_init() .
<code>PSA_ERROR_INVALID_HANDLE</code>	<code>private_key</code> is not a valid key identifier.
<code>PSA_ERROR_NOT_PERMITTED</code>	<code>private_key</code> does not have the PSA_KEY_USAGE_DERIVE flag, or it does not permit the requested algorithm.
<code>PSA_ERROR_BUFFER_TOO_SMALL</code>	The size of the output buffer is too small. PSA_RAW_KEY_AGREEMENT_OUTPUT_SIZE() or PSA_RAW_KEY_AGREEMENT_OUTPUT_MAX_SIZE can be used to determine a sufficient buffer size.
<code>PSA_ERROR_INVALID_ARGUMENT</code>	The following conditions can result in this error: <ul style="list-style-type: none">• <code>alg</code> is not a key agreement algorithm.• <code>private_key</code> is not compatible with <code>alg</code>.• <code>peer_key</code> is not a valid public key corresponding to <code>private_key</code>.
<code>PSA_ERROR_NOT_SUPPORTED</code>	The following conditions can result in this error: <ul style="list-style-type: none">• <code>alg</code> is not supported or is not a key agreement algorithm.• <code>private_key</code> is not supported for use with <code>alg</code>.
<code>PSA_ERROR_INSUFFICIENT_MEMORY</code>	
<code>PSA_ERROR_COMMUNICATION_FAILURE</code>	
<code>PSA_ERROR_CORRUPTION_DETECTED</code>	
<code>PSA_ERROR_STORAGE_FAILURE</code>	
<code>PSA_ERROR_DATA_CORRUPT</code>	
<code>PSA_ERROR_DATA_INVALID</code>	

Description

Warning: The raw result of a key agreement algorithm such as finite-field Diffie-Hellman or elliptic curve Diffie-Hellman has biases, and is not suitable for use as key material. Instead it is recommended that the result is used as input to a key derivation algorithm. To chain a key agreement with a key derivation, use [psa_key_derivation_key_agreement\(\)](#) and other functions from the key derivation interface.

10.9.3 Combining key agreement and key derivation

`psa_key_derivation_key_agreement` (function)

Perform a key agreement and use the shared secret as input to a key derivation.

```
psa_status_t psa_key_derivation_key_agreement(psa_key_derivation_operation_t * operation,
                                             psa_key_derivation_step_t step,
                                             psa_key_id_t private_key,
```

(continues on next page)

```
const uint8_t * peer_key,
size_t peer_key_length);
```

Parameters

operation	The key derivation operation object to use. It must have been set up with psa_key_derivation_setup() with a key agreement and derivation algorithm alg: a value of type psa_algorithm_t such that PSA_ALG_IS_KEY_AGREEMENT(alg) is true and PSA_ALG_IS_RAW_KEY_AGREEMENT(alg) is false. The operation must be ready for an input of the type given by step.
step	Which step the input data is for.
private_key	Identifier of the private key to use. It must allow the usage PSA_KEY_USAGE_DERIVE .
peer_key	Public key of the peer. The peer key must be in the same format that psa_import_key() accepts for the public key type corresponding to the type of private_key. That is, this function performs the equivalent of psa_import_key(..., peer_key, peer_key_length) , with key attributes indicating the public key type corresponding to the type of private_key. For example, for ECC keys, this means that peer_key is interpreted as a point on the curve that the private key is on. The standard formats for public keys are documented in the documentation of psa_export_public_key() .
peer_key_length	Size of peer_key in bytes.

Returns: psa_status_t

PSA_SUCCESS	Success.
PSA_ERROR_BAD_STATE	The following conditions can result in this error: <ul style="list-style-type: none"> • The operation state is not valid for this key agreement step. • The library requires initializing by a call to psa_crypto_init().
PSA_ERROR_INVALID_HANDLE	private_key is not a valid key identifier.
PSA_ERROR_NOT_PERMITTED	private_key does not have the PSA_KEY_USAGE_DERIVE flag, or it does not permit the operation's algorithm.
PSA_ERROR_INVALID_ARGUMENT	The following conditions can result in this error: <ul style="list-style-type: none"> • The operation's algorithm is not a key agreement algorithm. • step does not allow an input resulting from a key agreement. • private_key is not compatible with the operation's algorithm. • peer_key is not a valid public key corresponding to private_key.
PSA_ERROR_NOT_SUPPORTED	private_key is not supported for use with the operation's algorithm.
PSA_ERROR_INSUFFICIENT_MEMORY	
PSA_ERROR_COMMUNICATION_FAILURE	
PSA_ERROR_CORRUPTION_DETECTED	

PSA_ERROR_STORAGE_FAILURE
PSA_ERROR_DATA_CORRUPT
PSA_ERROR_DATA_INVALID

Description

A key agreement algorithm takes two inputs: a private key `private_key`, and a public key `peer_key`. The result of this function is passed as input to the key derivation operation. The output of this key derivation can be extracted by reading from the resulting operation to produce keys and other cryptographic material.

If this function returns an error status, the operation enters an error state and must be aborted by calling `psa_key_derivation_abort()`.

10.9.4 Support macros

PSA_ALG_KEY_AGREEMENT_GET_BASE (macro)

Get the raw key agreement algorithm from a full key agreement algorithm.

```
#define PSA_ALG_KEY_AGREEMENT_GET_BASE(alg) /* specification-defined value */
```

Parameters

`alg` A key agreement algorithm: a value of type `psa_algorithm_t` such that `PSA_ALG_IS_KEY_AGREEMENT(alg)` is true.

Returns

The underlying raw key agreement algorithm if `alg` is a key agreement algorithm.

Unspecified if `alg` is not a key agreement algorithm or if it is not supported by the implementation.

Description

See also `PSA_ALG_KEY_AGREEMENT()` and `PSA_ALG_KEY_AGREEMENT_GET_KDF()`.

PSA_ALG_KEY_AGREEMENT_GET_KDF (macro)

Get the key derivation algorithm used in a full key agreement algorithm.

```
#define PSA_ALG_KEY_AGREEMENT_GET_KDF(alg) /* specification-defined value */
```

Parameters

`alg` A key agreement algorithm: a value of type `psa_algorithm_t` such that `PSA_ALG_IS_KEY_AGREEMENT(alg)` is true.

Returns

The underlying key derivation algorithm if `alg` is a key agreement algorithm.

Unspecified if `alg` is not a key agreement algorithm or if it is not supported by the implementation.

Description

See also [PSA_ALG_KEY_AGREEMENT\(\)](#) and [PSA_ALG_KEY_AGREEMENT_GET_BASE\(\)](#).

PSA_ALG_IS_RAW_KEY_AGREEMENT (macro)

Whether the specified algorithm is a raw key agreement algorithm.

```
#define PSA_ALG_IS_RAW_KEY_AGREEMENT(alg) /* specification-defined value */
```

Parameters

`alg` An algorithm identifier: a value of type [psa_algorithm_t](#).

Returns

1 if `alg` is a raw key agreement algorithm, 0 otherwise. This macro can return either 0 or 1 if `alg` is not a supported algorithm identifier.

Description

A raw key agreement algorithm is one that does not specify a key derivation function. Usually, raw key agreement algorithms are constructed directly with a `PSA_ALG_XXX` macro while non-raw key agreement algorithms are constructed with [PSA_ALG_KEY_AGREEMENT\(\)](#).

The raw key agreement algorithm can be extracted from a full key agreement algorithm identifier using [PSA_ALG_KEY_AGREEMENT_GET_BASE\(\)](#).

PSA_ALG_IS_FFDH (macro)

Whether the specified algorithm is a finite field Diffie-Hellman algorithm.

```
#define PSA_ALG_IS_FFDH(alg) /* specification-defined value */
```

Parameters

`alg` An algorithm identifier: a value of type [psa_algorithm_t](#).

Returns

1 if `alg` is a finite field Diffie-Hellman algorithm, 0 otherwise. This macro can return either 0 or 1 if `alg` is not a supported key agreement algorithm identifier.

Description

This includes the raw finite field Diffie-Hellman algorithm as well as finite-field Diffie-Hellman followed by any supported key derivation algorithm.

PSA_ALG_IS_ECDH (macro)

Whether the specified algorithm is an elliptic curve Diffie-Hellman algorithm.

```
#define PSA_ALG_IS_ECDH(alg) /* specification-defined value */
```

Parameters

alg An algorithm identifier: a value of type `psa_algorithm_t`.

Returns

1 if alg is an elliptic curve Diffie-Hellman algorithm, 0 otherwise. This macro can return either 0 or 1 if alg is not a supported key agreement algorithm identifier.

Description

This includes the raw elliptic curve Diffie-Hellman algorithm as well as elliptic curve Diffie-Hellman followed by any supporter key derivation algorithm.

PSA_RAW_KEY_AGREEMENT_OUTPUT_SIZE (macro)

Sufficient output buffer size for `psa_raw_key_agreement()`.

```
#define PSA_RAW_KEY_AGREEMENT_OUTPUT_SIZE(key_type, key_bits) \
    /* implementation-defined value */
```

Parameters

key_type	A supported key type.
key_bits	The size of the key in bits.

Returns

A sufficient output buffer size for the specified key type and size. An implementation can return either 0 or a correct size for a key type and size that it recognizes, but does not support. If the parameters are not valid, the return value is unspecified.

Description

If the size of the output buffer is at least this large, it is guaranteed that `psa_raw_key_agreement()` will not fail due to an insufficient buffer size. The actual size of the output might be smaller in any given call.

See also [PSA_RAW_KEY_AGREEMENT_OUTPUT_MAX_SIZE](#).

PSA_RAW_KEY_AGREEMENT_OUTPUT_MAX_SIZE (macro)

Sufficient output buffer size for `psa_raw_key_agreement()`, for any of the supported key types and key agreement algorithms.

```
#define PSA_RAW_KEY_AGREEMENT_OUTPUT_MAX_SIZE \
    /* implementation-defined value */
```

If the size of the output buffer is at least this large, it is guaranteed that `psa_raw_key_agreement()` will not fail due to an insufficient buffer size.

See also `PSA_RAW_KEY_AGREEMENT_OUTPUT_SIZE()`.

10.10 Other cryptographic services

10.10.1 Random number generation

`psa_generate_random` (function)

Generate random bytes.

```
psa_status_t psa_generate_random(uint8_t * output,
                                size_t output_size);
```

Parameters

<code>output</code>	Output buffer for the generated data.
<code>output_size</code>	Number of bytes to generate and output.

Returns: `psa_status_t`

<code>PSA_SUCCESS</code>	Success. <code>output</code> contains <code>output_size</code> bytes of generated random data.
<code>PSA_ERROR_BAD_STATE</code>	The library requires initializing by a call to <code>psa_crypto_init()</code> .
<code>PSA_ERROR_NOT_SUPPORTED</code>	
<code>PSA_ERROR_INSUFFICIENT_ENTROPY</code>	
<code>PSA_ERROR_INSUFFICIENT_MEMORY</code>	
<code>PSA_ERROR_COMMUNICATION_FAILURE</code>	
<code>PSA_ERROR_CORRUPTION_DETECTED</code>	

Description

Warning: This function **can** fail! Callers **MUST** check the return status and **MUST NOT** use the content of the output buffer if the return status is not `PSA_SUCCESS`.

Note:

To generate a key, use `psa_generate_key()` instead.

Appendix A: Example header file

Each implementation of the Crypto API must provide a header file named `psa/crypto.h`, in which the API elements in this specification are defined.

This appendix provides an example of the `psa/crypto.h` header file with all of the API elements. This can be used as a starting point or reference for an implementation.

Note:

Not all of the API elements are fully defined. An implementation must provide the full definition.

The header will not compile without these missing definitions, and might require reordering to satisfy C compilation rules.

A.1 `psa/crypto.h`

```
/* This file is a reference template for implementation of the
 * PSA Certified Crypto API v1.1.1
 */

#ifndef PSA_CRYPTO_H
#define PSA_CRYPTO_H

#include <stddef.h>
#include <stdint.h>

#ifdef __cplusplus
extern "C" {
#endif

#define PSA_CRYPTO_API_VERSION_MAJOR 1
#define PSA_CRYPTO_API_VERSION_MINOR 1
psa_status_t psa_crypto_init(void);
#define PSA_ERROR_INSUFFICIENT_ENTROPY ((psa_status_t)-148)
#define PSA_ERROR_INVALID_PADDING ((psa_status_t)-150)
typedef /* implementation-defined type */ psa_key_attributes_t;
#define PSA_KEY_ATTRIBUTES_INIT /* implementation-defined value */
psa_key_attributes_t psa_key_attributes_init(void);
psa_status_t psa_get_key_attributes(psa_key_id_t key,
                                   psa_key_attributes_t * attributes);
void psa_reset_key_attributes(psa_key_attributes_t * attributes);
typedef uint16_t psa_key_type_t;
#define PSA_KEY_TYPE_NONE ((psa_key_type_t)0x0000)
#define PSA_KEY_TYPE_IS_UNSTRUCTURED(type) /* specification-defined value */
#define PSA_KEY_TYPE_IS_ASYMMETRIC(type) /* specification-defined value */
#define PSA_KEY_TYPE_IS_PUBLIC_KEY(type) /* specification-defined value */
#define PSA_KEY_TYPE_IS_KEY_PAIR(type) /* specification-defined value */
#define PSA_KEY_TYPE_RAW_DATA ((psa_key_type_t)0x1001)
#define PSA_KEY_TYPE_HMAC ((psa_key_type_t)0x1100)
#define PSA_KEY_TYPE_DERIVE ((psa_key_type_t)0x1200)
```

(continues on next page)

(continued from previous page)

```
#define PSA_KEY_TYPE_PASSWORD ((psa_key_type_t)0x1203)
#define PSA_KEY_TYPE_PASSWORD_HASH ((psa_key_type_t)0x1205)
#define PSA_KEY_TYPE_PEPPER ((psa_key_type_t)0x1206)
#define PSA_KEY_TYPE_AES ((psa_key_type_t)0x2400)
#define PSA_KEY_TYPE_ARIA ((psa_key_type_t)0x2406)
#define PSA_KEY_TYPE_DES ((psa_key_type_t)0x2301)
#define PSA_KEY_TYPE_CAMELLIA ((psa_key_type_t)0x2403)
#define PSA_KEY_TYPE_SM4 ((psa_key_type_t)0x2405)
#define PSA_KEY_TYPE_ARC4 ((psa_key_type_t)0x2002)
#define PSA_KEY_TYPE_CHACHA20 ((psa_key_type_t)0x2004)
#define PSA_KEY_TYPE_RSA_KEY_PAIR ((psa_key_type_t)0x7001)
#define PSA_KEY_TYPE_RSA_PUBLIC_KEY ((psa_key_type_t)0x4001)
#define PSA_KEY_TYPE_IS_RSA(type) /* specification-defined value */
typedef uint8_t psa_ecc_family_t;
#define PSA_KEY_TYPE_ECC_KEY_PAIR(curve) /* specification-defined value */
#define PSA_KEY_TYPE_ECC_PUBLIC_KEY(curve) /* specification-defined value */
#define PSA_ECC_FAMILY_SECP_K1 ((psa_ecc_family_t) 0x17)
#define PSA_ECC_FAMILY_SECP_R1 ((psa_ecc_family_t) 0x12)
#define PSA_ECC_FAMILY_SECP_R2 ((psa_ecc_family_t) 0x1b)
#define PSA_ECC_FAMILY_SECT_K1 ((psa_ecc_family_t) 0x27)
#define PSA_ECC_FAMILY_SECT_R1 ((psa_ecc_family_t) 0x22)
#define PSA_ECC_FAMILY_SECT_R2 ((psa_ecc_family_t) 0x2b)
#define PSA_ECC_FAMILY_BRAINPOOL_P_R1 ((psa_ecc_family_t) 0x30)
#define PSA_ECC_FAMILY_FRP ((psa_ecc_family_t) 0x33)
#define PSA_ECC_FAMILY_MONTGOMERY ((psa_ecc_family_t) 0x41)
#define PSA_ECC_FAMILY_TWISTED_EDWARDS ((psa_ecc_family_t) 0x42)
#define PSA_KEY_TYPE_IS_ECC(type) /* specification-defined value */
#define PSA_KEY_TYPE_IS_ECC_KEY_PAIR(type) /* specification-defined value */
#define PSA_KEY_TYPE_IS_ECC_PUBLIC_KEY(type) /* specification-defined value */
#define PSA_KEY_TYPE_ECC_GET_FAMILY(type) /* specification-defined value */
typedef uint8_t psa_dh_family_t;
#define PSA_KEY_TYPE_DH_KEY_PAIR(group) /* specification-defined value */
#define PSA_KEY_TYPE_DH_PUBLIC_KEY(group) /* specification-defined value */
#define PSA_DH_FAMILY_RFC7919 ((psa_dh_family_t) 0x03)
#define PSA_KEY_TYPE_KEY_PAIR_OF_PUBLIC_KEY(type) \
    /* specification-defined value */
#define PSA_KEY_TYPE_PUBLIC_KEY_OF_KEY_PAIR(type) \
    /* specification-defined value */
#define PSA_KEY_TYPE_IS_DH(type) /* specification-defined value */
#define PSA_KEY_TYPE_IS_DH_KEY_PAIR(type) /* specification-defined value */
#define PSA_KEY_TYPE_IS_DH_PUBLIC_KEY(type) /* specification-defined value */
#define PSA_KEY_TYPE_DH_GET_FAMILY(type) /* specification-defined value */
void psa_set_key_type(psa_key_attributes_t * attributes,
    psa_key_type_t type);
psa_key_type_t psa_get_key_type(const psa_key_attributes_t * attributes);
size_t psa_get_key_bits(const psa_key_attributes_t * attributes);
void psa_set_key_bits(psa_key_attributes_t * attributes,
    size_t bits);
typedef uint32_t psa_key_lifetime_t;
typedef uint8_t psa_key_persistence_t;
typedef uint32_t psa_key_location_t;
#define PSA_KEY_LIFETIME_VOLATILE ((psa_key_lifetime_t) 0x00000000)
```

(continues on next page)

(continued from previous page)

```
#define PSA_KEY_LIFETIME_PERSISTENT ((psa_key_lifetime_t) 0x00000001)
#define PSA_KEY_PERSISTENCE_VOLATILE ((psa_key_persistence_t) 0x00)
#define PSA_KEY_PERSISTENCE_DEFAULT ((psa_key_persistence_t) 0x01)
#define PSA_KEY_PERSISTENCE_READ_ONLY ((psa_key_persistence_t) 0xff)
#define PSA_KEY_LOCATION_LOCAL_STORAGE ((psa_key_location_t) 0x000000)
#define PSA_KEY_LOCATION_PRIMARY_SECURE_ELEMENT ((psa_key_location_t) 0x000001)
void psa_set_key_lifetime(psa_key_attributes_t * attributes,
                        psa_key_lifetime_t lifetime);
psa_key_lifetime_t psa_get_key_lifetime(const psa_key_attributes_t * attributes);
#define PSA_KEY_LIFETIME_GET_PERSISTENCE(lifetime) \
    ((psa_key_persistence_t) ((lifetime) & 0x000000ff))
#define PSA_KEY_LIFETIME_GET_LOCATION(lifetime) \
    ((psa_key_location_t) ((lifetime) >> 8))
#define PSA_KEY_LIFETIME_IS_VOLATILE(lifetime) \
    (PSA_KEY_LIFETIME_GET_PERSISTENCE(lifetime) == PSA_KEY_PERSISTENCE_VOLATILE)
#define PSA_KEY_LIFETIME_FROM_PERSISTENCE_AND_LOCATION(persistence, location) \
    ((location) << 8 | (persistence))
typedef uint32_t psa_key_id_t;
#define PSA_KEY_ID_NULL ((psa_key_id_t)0)
#define PSA_KEY_ID_USER_MIN ((psa_key_id_t)0x00000001)
#define PSA_KEY_ID_USER_MAX ((psa_key_id_t)0x3fffffff)
#define PSA_KEY_ID_VENDOR_MIN ((psa_key_id_t)0x40000000)
#define PSA_KEY_ID_VENDOR_MAX ((psa_key_id_t)0x7fffffff)
void psa_set_key_id(psa_key_attributes_t * attributes,
                  psa_key_id_t id);
psa_key_id_t psa_get_key_id(const psa_key_attributes_t * attributes);
void psa_set_key_algorithm(psa_key_attributes_t * attributes,
                        psa_algorithm_t alg);
psa_algorithm_t psa_get_key_algorithm(const psa_key_attributes_t * attributes);
typedef uint32_t psa_key_usage_t;
#define PSA_KEY_USAGE_EXPORT ((psa_key_usage_t)0x00000001)
#define PSA_KEY_USAGE_COPY ((psa_key_usage_t)0x00000002)
#define PSA_KEY_USAGE_CACHE ((psa_key_usage_t)0x00000004)
#define PSA_KEY_USAGE_ENCRYPT ((psa_key_usage_t)0x00000100)
#define PSA_KEY_USAGE_DECRYPT ((psa_key_usage_t)0x00000200)
#define PSA_KEY_USAGE_SIGN_MESSAGE ((psa_key_usage_t)0x00000400)
#define PSA_KEY_USAGE_VERIFY_MESSAGE ((psa_key_usage_t)0x00000800)
#define PSA_KEY_USAGE_SIGN_HASH ((psa_key_usage_t)0x00001000)
#define PSA_KEY_USAGE_VERIFY_HASH ((psa_key_usage_t)0x00002000)
#define PSA_KEY_USAGE_DERIVE ((psa_key_usage_t)0x00004000)
#define PSA_KEY_USAGE_VERIFY_DERIVATION ((psa_key_usage_t)0x00008000)
void psa_set_key_usage_flags(psa_key_attributes_t * attributes,
                        psa_key_usage_t usage_flags);
psa_key_usage_t psa_get_key_usage_flags(const psa_key_attributes_t * attributes);
psa_status_t psa_import_key(const psa_key_attributes_t * attributes,
                        const uint8_t * data,
                        size_t data_length,
                        psa_key_id_t * key);
psa_status_t psa_generate_key(const psa_key_attributes_t * attributes,
                        psa_key_id_t * key);
psa_status_t psa_copy_key(psa_key_id_t source_key,
                        const psa_key_attributes_t * attributes,
```

(continues on next page)

```

        psa_key_id_t * target_key);
psa_status_t psa_destroy_key(psa_key_id_t key);
psa_status_t psa_purge_key(psa_key_id_t key);
psa_status_t psa_export_key(psa_key_id_t key,
                           uint8_t * data,
                           size_t data_size,
                           size_t * data_length);
psa_status_t psa_export_public_key(psa_key_id_t key,
                                  uint8_t * data,
                                  size_t data_size,
                                  size_t * data_length);
#define PSA_EXPORT_KEY_OUTPUT_SIZE(key_type, key_bits) \
    /* implementation-defined value */
#define PSA_EXPORT_PUBLIC_KEY_OUTPUT_SIZE(key_type, key_bits) \
    /* implementation-defined value */
#define PSA_EXPORT_KEY_PAIR_MAX_SIZE /* implementation-defined value */
#define PSA_EXPORT_PUBLIC_KEY_MAX_SIZE /* implementation-defined value */
typedef uint32_t psa_algorithm_t;
#define PSA_ALG_NONE ((psa_algorithm_t)0)
#define PSA_ALG_IS_HASH(alg) /* specification-defined value */
#define PSA_ALG_IS_MAC(alg) /* specification-defined value */
#define PSA_ALG_IS_CIPHER(alg) /* specification-defined value */
#define PSA_ALG_IS_AEAD(alg) /* specification-defined value */
#define PSA_ALG_IS_SIGN(alg) /* specification-defined value */
#define PSA_ALG_IS_ASYMMETRIC_ENCRYPTION(alg) /* specification-defined value */
#define PSA_ALG_IS_KEY_AGREEMENT(alg) /* specification-defined value */
#define PSA_ALG_IS_KEY_DERIVATION(alg) /* specification-defined value */
#define PSA_ALG_IS_WILDCARD(alg) /* specification-defined value */
#define PSA_ALG_GET_HASH(alg) /* specification-defined value */
#define PSA_ALG_MD2 ((psa_algorithm_t)0x02000001)
#define PSA_ALG_MD4 ((psa_algorithm_t)0x02000002)
#define PSA_ALG_MD5 ((psa_algorithm_t)0x02000003)
#define PSA_ALG_RIPEMD160 ((psa_algorithm_t)0x02000004)
#define PSA_ALG_SHA_1 ((psa_algorithm_t)0x02000005)
#define PSA_ALG_SHA_224 ((psa_algorithm_t)0x02000008)
#define PSA_ALG_SHA_256 ((psa_algorithm_t)0x02000009)
#define PSA_ALG_SHA_384 ((psa_algorithm_t)0x0200000a)
#define PSA_ALG_SHA_512 ((psa_algorithm_t)0x0200000b)
#define PSA_ALG_SHA_512_224 ((psa_algorithm_t)0x0200000c)
#define PSA_ALG_SHA_512_256 ((psa_algorithm_t)0x0200000d)
#define PSA_ALG_SHA3_224 ((psa_algorithm_t)0x02000010)
#define PSA_ALG_SHA3_256 ((psa_algorithm_t)0x02000011)
#define PSA_ALG_SHA3_384 ((psa_algorithm_t)0x02000012)
#define PSA_ALG_SHA3_512 ((psa_algorithm_t)0x02000013)
#define PSA_ALG_SHAKE256_512 ((psa_algorithm_t)0x02000015)
#define PSA_ALG_SM3 ((psa_algorithm_t)0x02000014)
psa_status_t psa_hash_compute(psa_algorithm_t alg,
                             const uint8_t * input,
                             size_t input_length,
                             uint8_t * hash,
                             size_t hash_size,
                             size_t * hash_length);

```

(continues on next page)

```

psa_status_t psa_hash_compare(psa_algorithm_t alg,
                              const uint8_t * input,
                              size_t input_length,
                              const uint8_t * hash,
                              size_t hash_length);

typedef /* implementation-defined type */ psa_hash_operation_t;
#define PSA_HASH_OPERATION_INIT /* implementation-defined value */
psa_hash_operation_t psa_hash_operation_init(void);
psa_status_t psa_hash_setup(psa_hash_operation_t * operation,
                            psa_algorithm_t alg);
psa_status_t psa_hash_update(psa_hash_operation_t * operation,
                             const uint8_t * input,
                             size_t input_length);
psa_status_t psa_hash_finish(psa_hash_operation_t * operation,
                             uint8_t * hash,
                             size_t hash_size,
                             size_t * hash_length);
psa_status_t psa_hash_verify(psa_hash_operation_t * operation,
                             const uint8_t * hash,
                             size_t hash_length);
psa_status_t psa_hash_abort(psa_hash_operation_t * operation);
psa_status_t psa_hash_suspend(psa_hash_operation_t * operation,
                              uint8_t * hash_state,
                              size_t hash_state_size,
                              size_t * hash_state_length);
psa_status_t psa_hash_resume(psa_hash_operation_t * operation,
                             const uint8_t * hash_state,
                             size_t hash_state_length);
psa_status_t psa_hash_clone(const psa_hash_operation_t * source_operation,
                            psa_hash_operation_t * target_operation);
#define PSA_HASH_LENGTH(alg) /* implementation-defined value */
#define PSA_HASH_MAX_SIZE /* implementation-defined value */
#define PSA_HASH_SUSPEND_OUTPUT_SIZE(alg) /* specification-defined value */
#define PSA_HASH_SUSPEND_OUTPUT_MAX_SIZE /* implementation-defined value */
#define PSA_HASH_SUSPEND_ALGORITHM_FIELD_LENGTH ((size_t)4)
#define PSA_HASH_SUSPEND_INPUT_LENGTH_FIELD_LENGTH(alg) \
    /* specification-defined value */
#define PSA_HASH_SUSPEND_HASH_STATE_FIELD_LENGTH(alg) \
    /* specification-defined value */
#define PSA_HASH_BLOCK_LENGTH(alg) /* implementation-defined value */
#define PSA_ALG_HMAC(hash_alg) /* specification-defined value */
#define PSA_ALG_CBC_MAC ((psa_algorithm_t)0x03c00100)
#define PSA_ALG_CMAC ((psa_algorithm_t)0x03c00200)
#define PSA_ALG_TRUNCATED_MAC(mac_alg, mac_length) \
    /* specification-defined value */
#define PSA_ALG_FULL_LENGTH_MAC(mac_alg) /* specification-defined value */
#define PSA_ALG_AT_LEAST_THIS_LENGTH_MAC(mac_alg, min_mac_length) \
    /* specification-defined value */
psa_status_t psa_mac_compute(psa_key_id_t key,
                             psa_algorithm_t alg,
                             const uint8_t * input,
                             size_t input_length,

```

(continues on next page)

```

        uint8_t * mac,
        size_t mac_size,
        size_t * mac_length);
psa_status_t psa_mac_verify(psa_key_id_t key,
        psa_algorithm_t alg,
        const uint8_t * input,
        size_t input_length,
        const uint8_t * mac,
        size_t mac_length);
typedef /* implementation-defined type */ psa_mac_operation_t;
#define PSA_MAC_OPERATION_INIT /* implementation-defined value */
psa_mac_operation_t psa_mac_operation_init(void);
psa_status_t psa_mac_sign_setup(psa_mac_operation_t * operation,
        psa_key_id_t key,
        psa_algorithm_t alg);
psa_status_t psa_mac_verify_setup(psa_mac_operation_t * operation,
        psa_key_id_t key,
        psa_algorithm_t alg);
psa_status_t psa_mac_update(psa_mac_operation_t * operation,
        const uint8_t * input,
        size_t input_length);
psa_status_t psa_mac_sign_finish(psa_mac_operation_t * operation,
        uint8_t * mac,
        size_t mac_size,
        size_t * mac_length);
psa_status_t psa_mac_verify_finish(psa_mac_operation_t * operation,
        const uint8_t * mac,
        size_t mac_length);
psa_status_t psa_mac_abort(psa_mac_operation_t * operation);
#define PSA_ALG_IS_HMAC(alg) /* specification-defined value */
#define PSA_ALG_IS_BLOCK_CIPHER_MAC(alg) /* specification-defined value */
#define PSA_MAC_LENGTH(key_type, key_bits, alg) \
    /* implementation-defined value */
#define PSA_MAC_MAX_SIZE /* implementation-defined value */
#define PSA_ALG_STREAM_CIPHER ((psa_algorithm_t)0x04800100)
#define PSA_ALG_CTR ((psa_algorithm_t)0x04c01000)
#define PSA_ALG_CFB ((psa_algorithm_t)0x04c01100)
#define PSA_ALG_OFB ((psa_algorithm_t)0x04c01200)
#define PSA_ALG_XTS ((psa_algorithm_t)0x0440ff00)
#define PSA_ALG_ECB_NO_PADDING ((psa_algorithm_t)0x04404400)
#define PSA_ALG_CBC_NO_PADDING ((psa_algorithm_t)0x04404000)
#define PSA_ALG_CBC_PKCS7 ((psa_algorithm_t)0x04404100)
psa_status_t psa_cipher_encrypt(psa_key_id_t key,
        psa_algorithm_t alg,
        const uint8_t * input,
        size_t input_length,
        uint8_t * output,
        size_t output_size,
        size_t * output_length);
psa_status_t psa_cipher_decrypt(psa_key_id_t key,
        psa_algorithm_t alg,
        const uint8_t * input,

```

(continues on next page)

```

        size_t input_length,
        uint8_t * output,
        size_t output_size,
        size_t * output_length);
typedef /* implementation-defined type */ psa_cipher_operation_t;
#define PSA_CIPHER_OPERATION_INIT /* implementation-defined value */
psa_cipher_operation_t psa_cipher_operation_init(void);
psa_status_t psa_cipher_encrypt_setup(psa_cipher_operation_t * operation,
        psa_key_id_t key,
        psa_algorithm_t alg);
psa_status_t psa_cipher_decrypt_setup(psa_cipher_operation_t * operation,
        psa_key_id_t key,
        psa_algorithm_t alg);
psa_status_t psa_cipher_generate_iv(psa_cipher_operation_t * operation,
        uint8_t * iv,
        size_t iv_size,
        size_t * iv_length);
psa_status_t psa_cipher_set_iv(psa_cipher_operation_t * operation,
        const uint8_t * iv,
        size_t iv_length);
psa_status_t psa_cipher_update(psa_cipher_operation_t * operation,
        const uint8_t * input,
        size_t input_length,
        uint8_t * output,
        size_t output_size,
        size_t * output_length);
psa_status_t psa_cipher_finish(psa_cipher_operation_t * operation,
        uint8_t * output,
        size_t output_size,
        size_t * output_length);
psa_status_t psa_cipher_abort(psa_cipher_operation_t * operation);
#define PSA_ALG_IS_STREAM_CIPHER(alg) /* specification-defined value */
#define PSA_CIPHER_ENCRYPT_OUTPUT_SIZE(key_type, alg, input_length) \
    /* implementation-defined value */
#define PSA_CIPHER_ENCRYPT_OUTPUT_MAX_SIZE(input_length) \
    /* implementation-defined value */
#define PSA_CIPHER_DECRYPT_OUTPUT_SIZE(key_type, alg, input_length) \
    /* implementation-defined value */
#define PSA_CIPHER_DECRYPT_OUTPUT_MAX_SIZE(input_length) \
    /* implementation-defined value */
#define PSA_CIPHER_IV_LENGTH(key_type, alg) /* implementation-defined value */
#define PSA_CIPHER_IV_MAX_SIZE /* implementation-defined value */
#define PSA_CIPHER_UPDATE_OUTPUT_SIZE(key_type, alg, input_length) \
    /* implementation-defined value */
#define PSA_CIPHER_UPDATE_OUTPUT_MAX_SIZE(input_length) \
    /* implementation-defined value */
#define PSA_CIPHER_FINISH_OUTPUT_SIZE(key_type, alg) \
    /* implementation-defined value */
#define PSA_CIPHER_FINISH_OUTPUT_MAX_SIZE /* implementation-defined value */
#define PSA_BLOCK_CIPHER_BLOCK_LENGTH(type) /* specification-defined value */
#define PSA_BLOCK_CIPHER_BLOCK_MAX_SIZE /* implementation-defined value */
#define PSA_ALG_CCM ((psa_algorithm_t)0x05500100)

```

(continues on next page)

(continued from previous page)

```
#define PSA_ALG_GCM ((psa_algorithm_t)0x05500200)
#define PSA_ALG_CHACHA20_POLY1305 ((psa_algorithm_t)0x05100500)
#define PSA_ALG_AEAD_WITH_SHORTENED_TAG(aead_alg, tag_length) \
    /* specification-defined value */
#define PSA_ALG_AEAD_WITH_DEFAULT_LENGTH_TAG(aead_alg) \
    /* specification-defined value */
#define PSA_ALG_AEAD_WITH_AT_LEAST_THIS_LENGTH_TAG(aead_alg, min_tag_length) \
    /* specification-defined value */
psa_status_t psa_aead_encrypt(psa_key_id_t key,
                             psa_algorithm_t alg,
                             const uint8_t * nonce,
                             size_t nonce_length,
                             const uint8_t * additional_data,
                             size_t additional_data_length,
                             const uint8_t * plaintext,
                             size_t plaintext_length,
                             uint8_t * ciphertext,
                             size_t ciphertext_size,
                             size_t * ciphertext_length);
psa_status_t psa_aead_decrypt(psa_key_id_t key,
                              psa_algorithm_t alg,
                              const uint8_t * nonce,
                              size_t nonce_length,
                              const uint8_t * additional_data,
                              size_t additional_data_length,
                              const uint8_t * ciphertext,
                              size_t ciphertext_length,
                              uint8_t * plaintext,
                              size_t plaintext_size,
                              size_t * plaintext_length);
typedef /* implementation-defined type */ psa_aead_operation_t;
#define PSA_AEAD_OPERATION_INIT /* implementation-defined value */
psa_aead_operation_t psa_aead_operation_init(void);
psa_status_t psa_aead_encrypt_setup(psa_aead_operation_t * operation,
                                   psa_key_id_t key,
                                   psa_algorithm_t alg);
psa_status_t psa_aead_decrypt_setup(psa_aead_operation_t * operation,
                                   psa_key_id_t key,
                                   psa_algorithm_t alg);
psa_status_t psa_aead_set_lengths(psa_aead_operation_t * operation,
                                 size_t ad_length,
                                 size_t plaintext_length);
psa_status_t psa_aead_generate_nonce(psa_aead_operation_t * operation,
                                     uint8_t * nonce,
                                     size_t nonce_size,
                                     size_t * nonce_length);
psa_status_t psa_aead_set_nonce(psa_aead_operation_t * operation,
                                const uint8_t * nonce,
                                size_t nonce_length);
psa_status_t psa_aead_update_ad(psa_aead_operation_t * operation,
                                const uint8_t * input,
                                size_t input_length);
```

(continues on next page)

(continued from previous page)

```
psa_status_t psa_aead_update(psa_aead_operation_t * operation,
                             const uint8_t * input,
                             size_t input_length,
                             uint8_t * output,
                             size_t output_size,
                             size_t * output_length);
psa_status_t psa_aead_finish(psa_aead_operation_t * operation,
                             uint8_t * ciphertext,
                             size_t ciphertext_size,
                             size_t * ciphertext_length,
                             uint8_t * tag,
                             size_t tag_size,
                             size_t * tag_length);
psa_status_t psa_aead_verify(psa_aead_operation_t * operation,
                             uint8_t * plaintext,
                             size_t plaintext_size,
                             size_t * plaintext_length,
                             const uint8_t * tag,
                             size_t tag_length);
psa_status_t psa_aead_abort(psa_aead_operation_t * operation);
#define PSA_ALG_IS_AEAD_ON_BLOCK_CIPHER(alg) /* specification-defined value */
#define PSA_AEAD_ENCRYPT_OUTPUT_SIZE(key_type, alg, plaintext_length) \
    /* implementation-defined value */
#define PSA_AEAD_ENCRYPT_OUTPUT_MAX_SIZE(plaintext_length) \
    /* implementation-defined value */
#define PSA_AEAD_DECRYPT_OUTPUT_SIZE(key_type, alg, ciphertext_length) \
    /* implementation-defined value */
#define PSA_AEAD_DECRYPT_OUTPUT_MAX_SIZE(ciphertext_length) \
    /* implementation-defined value */
#define PSA_AEAD_NONCE_LENGTH(key_type, alg) /* implementation-defined value */
#define PSA_AEAD_NONCE_MAX_SIZE /* implementation-defined value */
#define PSA_AEAD_UPDATE_OUTPUT_SIZE(key_type, alg, input_length) \
    /* implementation-defined value */
#define PSA_AEAD_UPDATE_OUTPUT_MAX_SIZE(input_length) \
    /* implementation-defined value */
#define PSA_AEAD_FINISH_OUTPUT_SIZE(key_type, alg) \
    /* implementation-defined value */
#define PSA_AEAD_FINISH_OUTPUT_MAX_SIZE /* implementation-defined value */
#define PSA_AEAD_TAG_LENGTH(key_type, key_bits, alg) \
    /* implementation-defined value */
#define PSA_AEAD_TAG_MAX_SIZE /* implementation-defined value */
#define PSA_AEAD_VERIFY_OUTPUT_SIZE(key_type, alg) \
    /* implementation-defined value */
#define PSA_AEAD_VERIFY_OUTPUT_MAX_SIZE /* implementation-defined value */
#define PSA_ALG_HKDF(hash_alg) /* specification-defined value */
#define PSA_ALG_HKDF_EXTRACT(hash_alg) /* specification-defined value */
#define PSA_ALG_HKDF_EXPAND(hash_alg) /* specification-defined value */
#define PSA_ALG_TLS12_PRF(hash_alg) /* specification-defined value */
#define PSA_ALG_TLS12_PSK_TO_MS(hash_alg) /* specification-defined value */
#define PSA_ALG_PBKDF2_HMAC(hash_alg) /* specification-defined value */
#define PSA_ALG_PBKDF2_AES_CMACHPRF_128 ((psa_algorithm_t)0x08800200)
typedef uint16_t psa_key_derivation_step_t;
```

(continues on next page)

```

#define PSA_KEY_DERIVATION_INPUT_SECRET /* implementation-defined value */
#define PSA_KEY_DERIVATION_INPUT_OTHER_SECRET \
    /* implementation-defined value */
#define PSA_KEY_DERIVATION_INPUT_PASSWORD /* implementation-defined value */
#define PSA_KEY_DERIVATION_INPUT_LABEL /* implementation-defined value */
#define PSA_KEY_DERIVATION_INPUT_CONTEXT /* implementation-defined value */
#define PSA_KEY_DERIVATION_INPUT_SALT /* implementation-defined value */
#define PSA_KEY_DERIVATION_INPUT_INFO /* implementation-defined value */
#define PSA_KEY_DERIVATION_INPUT_SEED /* implementation-defined value */
#define PSA_KEY_DERIVATION_INPUT_COST /* implementation-defined value */
typedef /* implementation-defined type */ psa_key_derivation_operation_t;
#define PSA_KEY_DERIVATION_OPERATION_INIT /* implementation-defined value */
psa_key_derivation_operation_t psa_key_derivation_operation_init(void);
psa_status_t psa_key_derivation_setup(psa_key_derivation_operation_t * operation,
                                     psa_algorithm_t alg);
psa_status_t psa_key_derivation_get_capacity(const psa_key_derivation_operation_t * operation,
                                             size_t * capacity);
psa_status_t psa_key_derivation_set_capacity(psa_key_derivation_operation_t * operation,
                                             size_t capacity);
psa_status_t psa_key_derivation_input_bytes(psa_key_derivation_operation_t * operation,
                                             psa_key_derivation_step_t step,
                                             const uint8_t * data,
                                             size_t data_length);
psa_status_t psa_key_derivation_input_integer(psa_key_derivation_operation_t * operation,
                                              psa_key_derivation_step_t step,
                                              uint64_t value);
psa_status_t psa_key_derivation_input_key(psa_key_derivation_operation_t * operation,
                                          psa_key_derivation_step_t step,
                                          psa_key_id_t key);
psa_status_t psa_key_derivation_output_bytes(psa_key_derivation_operation_t * operation,
                                             uint8_t * output,
                                             size_t output_length);
psa_status_t psa_key_derivation_output_key(const psa_key_attributes_t * attributes,
                                           psa_key_derivation_operation_t * operation,
                                           psa_key_id_t * key);
psa_status_t psa_key_derivation_verify_bytes(psa_key_derivation_operation_t * operation,
                                             const uint8_t * expected_output,
                                             size_t output_length);
psa_status_t psa_key_derivation_verify_key(psa_key_derivation_operation_t * operation,
                                           psa_key_id_t expected);
psa_status_t psa_key_derivation_abort(psa_key_derivation_operation_t * operation);
#define PSA_ALG_IS_KEY_DERIVATION_STRETCHING(alg) \
    /* specification-defined value */
#define PSA_ALG_IS_HKDF(alg) /* specification-defined value */
#define PSA_ALG_IS_HKDF_EXTRACT(alg) /* specification-defined value */
#define PSA_ALG_IS_HKDF_EXPAND(alg) /* specification-defined value */
#define PSA_ALG_IS_TLS12_PRF(alg) /* specification-defined value */
#define PSA_ALG_IS_TLS12_PSK_TO_MS(alg) /* specification-defined value */
#define PSA_ALG_IS_PBKDF2_HMAC(alg) /* specification-defined value */
#define PSA_KEY_DERIVATION_UNLIMITED_CAPACITY \
    /* implementation-defined value */
#define PSA_TLS12_PSK_TO_MS_PSK_MAX_SIZE /* implementation-defined value */

```

(continues on next page)

(continued from previous page)

```
#define PSA_ALG_RSA_PKCS1V15_SIGN(hash_alg) /* specification-defined value */
#define PSA_ALG_RSA_PKCS1V15_SIGN_RAW ((psa_algorithm_t) 0x06000200)
#define PSA_ALG_RSA_PSS(hash_alg) /* specification-defined value */
#define PSA_ALG_RSA_PSS_ANY_SALT(hash_alg) /* specification-defined value */
#define PSA_ALG_ECDSA(hash_alg) /* specification-defined value */
#define PSA_ALG_ECDSA_ANY ((psa_algorithm_t) 0x06000600)
#define PSA_ALG_DETERMINISTIC_ECDSA(hash_alg) /* specification-defined value */
#define PSA_ALG_PURE_EDDSA ((psa_algorithm_t) 0x06000800)
#define PSA_ALG_ED25519PH ((psa_algorithm_t) 0x0600090B)
#define PSA_ALG_ED448PH ((psa_algorithm_t) 0x06000915)
psa_status_t psa_sign_message(psa_key_id_t key,
                              psa_algorithm_t alg,
                              const uint8_t * input,
                              size_t input_length,
                              uint8_t * signature,
                              size_t signature_size,
                              size_t * signature_length);
psa_status_t psa_verify_message(psa_key_id_t key,
                                psa_algorithm_t alg,
                                const uint8_t * input,
                                size_t input_length,
                                const uint8_t * signature,
                                size_t signature_length);
psa_status_t psa_sign_hash(psa_key_id_t key,
                           psa_algorithm_t alg,
                           const uint8_t * hash,
                           size_t hash_length,
                           uint8_t * signature,
                           size_t signature_size,
                           size_t * signature_length);
psa_status_t psa_verify_hash(psa_key_id_t key,
                             psa_algorithm_t alg,
                             const uint8_t * hash,
                             size_t hash_length,
                             const uint8_t * signature,
                             size_t signature_length);
#define PSA_ALG_IS_SIGN_MESSAGE(alg) /* specification-defined value */
#define PSA_ALG_IS_SIGN_HASH(alg) /* specification-defined value */
#define PSA_ALG_IS_RSA_PKCS1V15_SIGN(alg) /* specification-defined value */
#define PSA_ALG_IS_RSA_PSS(alg) /* specification-defined value */
#define PSA_ALG_IS_RSA_PSS_ANY_SALT(alg) /* specification-defined value */
#define PSA_ALG_IS_RSA_PSS_STANDARD_SALT(alg) /* specification-defined value */
#define PSA_ALG_IS_ECDSA(alg) /* specification-defined value */
#define PSA_ALG_IS_DETERMINISTIC_ECDSA(alg) /* specification-defined value */
#define PSA_ALG_IS_RANDOMIZED_ECDSA(alg) /* specification-defined value */
#define PSA_ALG_IS_HASH_EDDSA(alg) /* specification-defined value */
#define PSA_ALG_IS_HASH_AND_SIGN(alg) /* specification-defined value */
#define PSA_ALG_ANY_HASH ((psa_algorithm_t)0x020000ff)
#define PSA_SIGN_OUTPUT_SIZE(key_type, key_bits, alg) \
    /* implementation-defined value */
#define PSA_SIGNATURE_MAX_SIZE /* implementation-defined value */
#define PSA_ALG_RSA_PKCS1V15_CRYPT ((psa_algorithm_t)0x07000200)
```

(continues on next page)

```

#define PSA_ALG_RSA_OAEP(hash_alg) /* specification-defined value */
psa_status_t psa_asymmetric_encrypt(psa_key_id_t key,
                                     psa_algorithm_t alg,
                                     const uint8_t * input,
                                     size_t input_length,
                                     const uint8_t * salt,
                                     size_t salt_length,
                                     uint8_t * output,
                                     size_t output_size,
                                     size_t * output_length);

psa_status_t psa_asymmetric_decrypt(psa_key_id_t key,
                                     psa_algorithm_t alg,
                                     const uint8_t * input,
                                     size_t input_length,
                                     const uint8_t * salt,
                                     size_t salt_length,
                                     uint8_t * output,
                                     size_t output_size,
                                     size_t * output_length);

#define PSA_ALG_IS_RSA_OAEP(alg) /* specification-defined value */
#define PSA_ASYMMETRIC_ENCRYPT_OUTPUT_SIZE(key_type, key_bits, alg) \
    /* implementation-defined value */
#define PSA_ASYMMETRIC_ENCRYPT_OUTPUT_MAX_SIZE \
    /* implementation-defined value */
#define PSA_ASYMMETRIC_DECRYPT_OUTPUT_SIZE(key_type, key_bits, alg) \
    /* implementation-defined value */
#define PSA_ASYMMETRIC_DECRYPT_OUTPUT_MAX_SIZE \
    /* implementation-defined value */
#define PSA_ALG_FFDH ((psa_algorithm_t)0x09010000)
#define PSA_ALG_ECDH ((psa_algorithm_t)0x09020000)
#define PSA_ALG_KEY_AGREEMENT(ka_alg, kdf_alg) \
    /* specification-defined value */
psa_status_t psa_raw_key_agreement(psa_algorithm_t alg,
                                    psa_key_id_t private_key,
                                    const uint8_t * peer_key,
                                    size_t peer_key_length,
                                    uint8_t * output,
                                    size_t output_size,
                                    size_t * output_length);

psa_status_t psa_key_derivation_key_agreement(psa_key_derivation_operation_t * operation,
                                                psa_key_derivation_step_t step,
                                                psa_key_id_t private_key,
                                                const uint8_t * peer_key,
                                                size_t peer_key_length);

#define PSA_ALG_KEY_AGREEMENT_GET_BASE(alg) /* specification-defined value */
#define PSA_ALG_KEY_AGREEMENT_GET_KDF(alg) /* specification-defined value */
#define PSA_ALG_IS_RAW_KEY_AGREEMENT(alg) /* specification-defined value */
#define PSA_ALG_IS_FFDH(alg) /* specification-defined value */
#define PSA_ALG_IS_ECDH(alg) /* specification-defined value */
#define PSA_RAW_KEY_AGREEMENT_OUTPUT_SIZE(key_type, key_bits) \
    /* implementation-defined value */
#define PSA_RAW_KEY_AGREEMENT_OUTPUT_MAX_SIZE \

```

(continues on next page)

```

/* implementation-defined value */
psa_status_t psa_generate_random(uint8_t * output,
                                size_t output_size);

#ifdef __cplusplus
}
#endif

#endif // PSA_CRYPTO_H

```

Appendix B: Algorithm and key type encoding

Algorithm identifiers (`psa_algorithm_t`) and key types (`psa_key_type_t`) in the Crypto API are structured integer values.

- [Algorithm identifier encoding](#) describes the encoding scheme for algorithm identifiers
- [Key type encoding on page 286](#) describes the encoding scheme for key types

B.1 Algorithm identifier encoding

Algorithm identifiers are 32-bit integer values of the type `psa_algorithm_t`. Algorithm identifier values have the structure shown in [Figure 1](#).

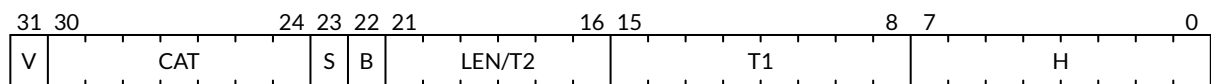


Figure 1 Encoding of `psa_algorithm_t`

[Table 9](#) describes the meaning of the bit-fields — some of the bit-fields are used in different ways by different algorithm categories.

Table 9 Bit fields in an algorithm identifier

Field	Bits	Description
V	[31]	Flag to indicate an implementation-defined algorithm identifier, when V=1. Algorithm identifiers defined by this specification always have V=0.
CAT	[30:24]	Algorithm category. See Algorithm categories on page 280 .
S	[23]	For a cipher algorithm, this flag indicates a stream cipher when S=1. For a key derivation algorithm, this flag indicates a key-stretching or password-hashing algorithm when S=1.
B	[22]	Flag to indicate an algorithm built on a block cipher, when B=1.

Table 9 (continued)

Field	Bits	Description
LEN/T2	[21:16]	LEN is the length of a MAC or AEAD tag, T2 is a key agreement algorithm sub-type.
T1	[15:8]	Algorithm sub-type for most algorithm categories.
H	[7:0]	Hash algorithm sub-type, also used in any algorithm that is parameterized by a hash.

B.1.1 Algorithm categories

The CAT field in an algorithm identifier takes the values shown in [Table 10](#).

Table 10 Algorithm identifier categories

Algorithm category	CAT	Category details
None	0x00	See PSA_ALG_NONE
Hash	0x02	See Hash algorithm encoding
MAC	0x03	See MAC algorithm encoding on page 281
Cipher	0x04	See Cipher algorithm encoding on page 282
AEAD	0x05	See AEAD algorithm encoding on page 283
Key derivation	0x08	See Key derivation algorithm encoding on page 284
Asymmetric signature	0x06	See Asymmetric signature algorithm encoding on page 284
Asymmetric encryption	0x07	See Asymmetric encryption algorithm encoding on page 285
Key agreement	0x09	See Key agreement algorithm encoding on page 286

B.1.2 Hash algorithm encoding

The algorithm identifier for hash algorithms defined in this specification are encoded as shown in [Figure 2](#).

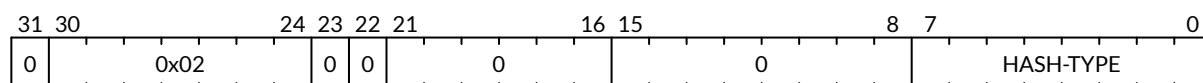


Figure 2 Hash algorithm encoding

The defined values for HASH-TYPE are shown in [Table 11 on page 281](#).

Table 11 Hash algorithm sub-type values

Hash algorithm	HASH-TYPE	Algorithm identifier	Algorithm value
MD2	0x01	PSA_ALG_MD2	0x02000001
MD4	0x02	PSA_ALG_MD4	0x02000002
MD5	0x03	PSA_ALG_MD5	0x02000003
RIPEMD-160	0x04	PSA_ALG_RIPEMD160	0x02000004
SHA1	0x05	PSA_ALG_SHA_1	0x02000005
SHA-224	0x08	PSA_ALG_SHA_224	0x02000008
SHA-256	0x09	PSA_ALG_SHA_256	0x02000009
SHA-384	0x0A	PSA_ALG_SHA_384	0x0200000A
SHA-512	0x0B	PSA_ALG_SHA_512	0x0200000B
SHA-512/224	0x0C	PSA_ALG_SHA_512_224	0x0200000C
SHA-512/256	0x0D	PSA_ALG_SHA_512_256	0x0200000D
SHA3-224	0x10	PSA_ALG_SHA3_224	0x02000010
SHA3-256	0x11	PSA_ALG_SHA3_256	0x02000011
SHA3-384	0x12	PSA_ALG_SHA3_384	0x02000012
SHA3-512	0x13	PSA_ALG_SHA3_512	0x02000013
SM3	0x14	PSA_ALG_SM3	0x02000014
SHAKE256-512	0x15	PSA_ALG_SHAKE256_512	0x02000015
wildcard ^a	0xFF	PSA_ALG_ANY_HASH	0x020000FF

- a. The wildcard hash [PSA_ALG_ANY_HASH](#) can be used to parameterize a signature algorithm which defines a key usage policy, allowing any hash algorithm to be specified in a signature operation using the key.

B.1.3 MAC algorithm encoding

The algorithm identifier for MAC algorithms defined in this specification are encoded as shown in [Figure 3](#).

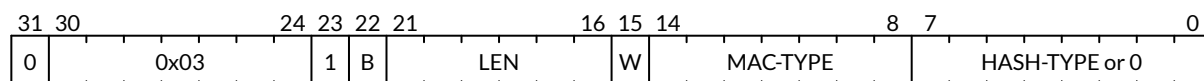


Figure 3 MAC algorithm encoding

The defined values for B and MAC-TYPE are shown in [Table 12 on page 282](#).

LEN = 0 specifies a default length output MAC, other values for LEN specify a truncated MAC.

W is a flag to indicate a wildcard permitted-algorithm policy:

- W = 0 indicates a specific MAC algorithm and MAC length.

- W = 1 indicates a wildcard key usage policy, which permits the MAC algorithm with a MAC length of at least LEN to be specified in a MAC operation using the key. LEN must not be zero.

H = HASH-TYPE (see [Table 11 on page 281](#)) for hash-based MAC algorithms, otherwise H = 0.

Table 12 MAC algorithm sub-type values

MAC algorithm	B	MAC-TYPE	Algorithm identifier	Algorithm value
HMAC	0	0x00	PSA_ALG_HMAC(hash_alg)	0x038000hh ^{a b}
CBC-MAC ^c	1	0x01	PSA_ALG_CBC_MAC	0x03c00100 ^a
CMAC ^c	1	0x02	PSA_ALG_CMAC	0x03c00200 ^a

- a. This is the default algorithm identifier, specifying a standard length tag. PSA_ALG_TRUNCATED_MAC() generates identifiers with non-default LEN values. PSA_ALG_AT_LEAST_THIS_LENGTH_MAC() generates permitted-algorithm policies with W = 1.
- b. hh is the HASH-TYPE for the hash algorithm, hash_alg, used to construct the MAC algorithm.
- c. This is a MAC constructed using an underlying block cipher. The block cipher is determined by the key type that is provided to the MAC operation.

B.1.4 Cipher algorithm encoding

The algorithm identifier for CIPHER algorithms defined in this specification are encoded as shown in [Figure 4](#).

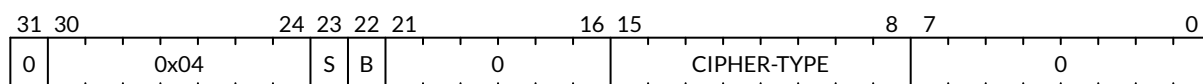


Figure 4 CIPHER algorithm encoding

The defined values for S, B, and CIPHER-TYPE are shown in [Table 13](#).

Table 13 Cipher algorithm sub-type values

Cipher algorithm	S	B	CIPHER-TYPE	Algorithm identifier	Algorithm value
Stream cipher ^a	1	0	0x01	PSA_ALG_STREAM_CIPHER	0x04800100
CTR mode ^b	1	1	0x10	PSA_ALG_CTR	0x04C01000
CFB mode ^b	1	1	0x11	PSA_ALG_CFB	0x04C01100
OFB mode ^b	1	1	0x12	PSA_ALG_OFB	0x04C01200
XTS mode ^b	0	1	0xFF	PSA_ALG_XTS	0x0440FF00
CBC mode without padding ^b	0	1	0x40	PSA_ALG_CBC_NO_PADDING	0x04404000
CBC mode with PKCS#7 padding ^b	0	1	0x41	PSA_ALG_CBC_PKCS7	0x04404100
ECB mode without padding ^b	0	1	0x44	PSA_ALG_ECB_NO_PADDING	0x04404400

- a. The stream cipher algorithm identifier [PSA_ALG_STREAM_CIPHER](#) is used with specific stream cipher key types, such as [PSA_KEY_TYPE_CHACHA20](#).
- b. This is a cipher mode of an underlying block cipher. The block cipher is determined by the key type that is provided to the cipher operation.

B.1.5 AEAD algorithm encoding

The algorithm identifier for AEAD algorithms defined in this specification are encoded as shown in [Figure 5](#).

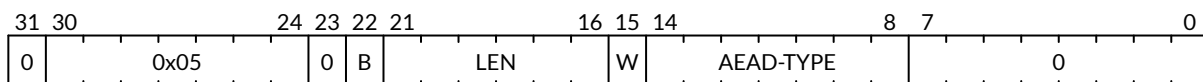


Figure 5 AEAD algorithm encoding

The defined values for B and AEAD-TYPE are shown in [Table 14](#).

LEN = 1..31 specifies the output tag length.

W is a flag to indicate a wildcard permitted-algorithm policy:

- W = 0 indicates a specific AEAD algorithm and tag length.
- W = 1 indicates a wildcard key usage policy, which permits the AEAD algorithm with a tag length of at least LEN to be specified in an AEAD operation using the key.

Table 14 AEAD algorithm sub-type values

AEAD algorithm	B	AEAD-TYPE	Algorithm identifier	Algorithm value
CCM ^a	1	0x01	PSA_ALG_CCM	0x05500100 ^b
GCM ^a	1	0x02	PSA_ALG_GCM	0x05500200 ^b
ChaCha20-poly1305	0	0x05	PSA_ALG_CHACHA20_POLY1305	0x05100500 ^b

- a. This is an AEAD mode of an underlying block cipher. The block cipher is determined by the key type that is provided to the AEAD operation.
- b. This is the default algorithm identifier, specifying the default tag length for the algorithm. [PSA_ALG_AEAD_WITH_SHORTENED_TAG\(\)](#) generates identifiers with alternative LEN values. [PSA_ALG_AEAD_WITH_AT_LEAST_THIS_LENGTH_TAG\(\)](#) generates wildcard permitted-algorithm policies with W = 1.

B.1.6 Key derivation algorithm encoding

The algorithm identifier for key derivation algorithms defined in this specification are encoded as shown in [Figure 6](#).

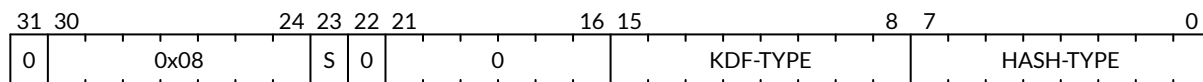


Figure 6 Key derivation algorithm encoding

The defined values for S and KDF-TYPE are shown in [Table 15](#).

The permitted values of HASH-TYPE (see [Table 11 on page 281](#)) depend on the specific KDF algorithm.

Table 15 Key derivation algorithm sub-type values

Key derivation algorithm	S	KDF-TYPE	Algorithm identifier	Algorithm value
HKDF	0	0x01	PSA_ALG_HKDF (hash_alg)	0x080001hh ^a
TLS-1.2 PRF	0	0x02	PSA_ALG_TLS12_PRF (hash_alg)	0x080002hh ^a
TLS-1.2 PSK-to-MasterSecret	0	0x03	PSA_ALG_TLS12_PSK_TO_MS (hash_alg)	0x080003hh ^a
HKDF-Extract	0	0x04	PSA_ALG_HKDF_EXTRACT (hash_alg)	0x080004hh ^a
HKDF-Expand	0	0x05	PSA_ALG_HKDF_EXPAND (hash_alg)	0x080005hh ^a
PBKDF2-HMAC	1	0x01	PSA_ALG_PBKDF2_HMAC (hash_alg)	0x088001hh ^a
PBKDF2-AES-CMAC-PRF-128	1	0x02	PSA_ALG_PBKDF2_AES_CMAC_PRF_128	0x08800200

a. hh is the HASH-TYPE for the hash algorithm, hash_alg, used to construct the key derivation algorithm.

B.1.7 Asymmetric signature algorithm encoding

The algorithm identifier for asymmetric signature algorithms defined in this specification are encoded as shown in [Figure 7](#).

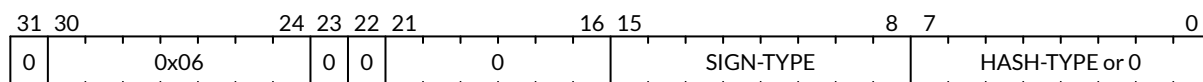


Figure 7 Asymmetric signature algorithm encoding

The defined values for SIGN-TYPE are shown in [Table 16 on page 285](#).

H = HASH-TYPE (see [Table 11 on page 281](#)) for message signature algorithms that are parameterized by a hash algorithm, otherwise H = 0.

Table 16 Asymmetric signature algorithm sub-type values

Signature algorithm	SIGN-TYPE	Algorithm identifier	Algorithm value
RSA PKCS#1 v1.5	0x02	PSA_ALG_RSA_PKCS1V15_SIGN(hash_alg)	0x060002hh ^a
RSA PKCS#1 v1.5 no hash ^b	0x02	PSA_ALG_RSA_PKCS1V15_SIGN_RAW	0x06000200
RSA PSS	0x03	PSA_ALG_RSA_PSS(hash_alg)	0x060003hh ^a
RSA PSS any salt length	0x13	PSA_ALG_RSA_PSS_ANY_SALT(hash_alg)	0x060013hh ^a
Randomized ECDSA	0x06	PSA_ALG_ECDSA(hash_alg)	0x060006hh ^a
Randomized ECDSA no hash ^b	0x06	PSA_ALG_ECDSA_ANY	0x06000600
Deterministic ECDSA	0x07	PSA_ALG_DETERMINISTIC_ECDSA(hash_alg)	0x060007hh ^a
PureEdDSA	0x08	PSA_ALG_PURE_EDDSA	0x06000800
HashEdDSA	0x09	PSA_ALG_ED25519PH and PSA_ALG_ED448PH	0x060009hh ^c

- a. hh is the HASH-TYPE for the hash algorithm, hash_alg, used to construct the signature algorithm.
- b. Asymmetric signature algorithms without hashing can only be used with [psa_sign_hash\(\)](#) and [psa_verify_hash\(\)](#).
- c. The HASH-TYPE for HashEdDSA is determined by the curve. SHA-512 is used for Ed25519ph, and the first 64 bytes of output from SHAKE256 is used for Ed448ph.

B.1.8 Asymmetric encryption algorithm encoding

The algorithm identifier for asymmetric encryption algorithms defined in this specification are encoded as shown in [Figure 8](#).

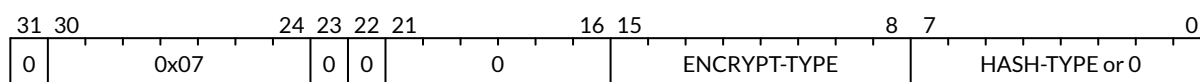


Figure 8 Asymmetric encryption algorithm encoding

The defined values for ENCRYPT-TYPE are shown in [Table 17](#).

H = HASH-TYPE (see [Table 11 on page 281](#)) for asymmetric encryption algorithms that are parameterized by a hash algorithm, otherwise H = 0.

Table 17 Asymmetric encryption algorithm sub-type values

Asymmetric encryption algorithm	ENCRYPT-TYPE	Algorithm identifier	Algorithm value
RSA PKCS#1 v1.5	0x02	PSA_ALG_RSA_PKCS1V15_CRYPT	0x07000200
RSA OAEP	0x03	PSA_ALG_RSA_OAEP(hash_alg)	0x070003hh ^a

- a. hh is the HASH-TYPE for the hash algorithm, hash_alg, used to construct the encryption algorithm.

B.1.9 Key agreement algorithm encoding

A key agreement algorithm identifier can either be for the raw key agreement algorithm, or for a combined key agreement with key derivation algorithm. The former can only be used with `psa_raw_key_agreement()`, while the latter are used with `psa_key_derivation_key_agreement()` and the shared secret is not exposed to the client.

The algorithm identifier for raw key agreement algorithms defined in this specification are encoded as shown in [Figure 9](#).

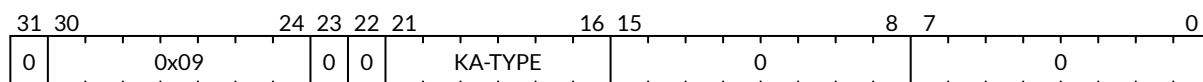


Figure 9 Raw key agreement algorithm encoding

The defined values for KA-TYPE are shown in [Table 18](#).

Table 18 Key agreement algorithm sub-type values

Key agreement algorithm	KA-TYPE	Algorithm identifier	Algorithm value
FFDH	0x01	PSA_ALG_FFDH	0x09010000
ECDH	0x02	PSA_ALG_ECDH	0x09020000

A combined key agreement is constructed by a bitwise OR of the raw key agreement algorithm identifier and the key derivation algorithm identifier. This operation is provided by the `PSA_ALG_KEY_AGREEMENT()` macro.

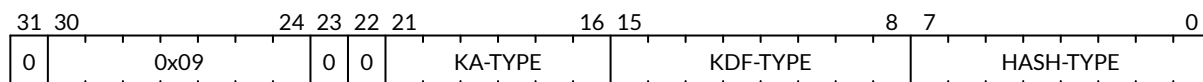


Figure 10 Combined key agreement algorithm encoding

The underlying raw key agreement algorithm can be extracted from the KA-TYPE field, and the key derivation algorithm from the KDF-TYPE and HASH-TYPE fields.

B.2 Key type encoding

Key types are 16-bit integer values of the type `psa_key_type_t`. Key type values have the structure shown in [Figure 11](#).

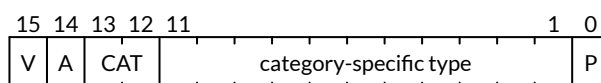


Figure 11 Encoding of `psa_key_type_t`

[Table 19 on page 287](#) describes the meaning of the bit-fields — some of bit-fields are used in different ways by different key type categories.

Table 19 Bit fields in a key type

Field	Bits	Description
V	[15]	Flag to indicate an implementation-defined key type, when V=1. Key types defined by this specification always have V=0.
A	[14]	Flag to indicate an asymmetric key type, when A=1.
CAT	[13:12]	Key type category. See Key type categories .
<i>category-specific type</i>	[11:1]	The meaning of this field is specific to each key category.
P	[0]	Parity bit. Valid key type values have even parity.

B.2.1 Key type categories

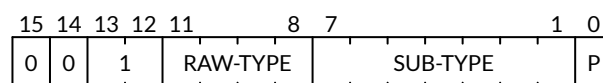
The A and CAT fields in a key type take the values shown in [Table 20](#).

Table 20 Key type categories

Key type category	A	CAT	Category details
None	0	0	See PSA_KEY_TYPE_NONE
Raw data	0	1	See Raw key encoding
Symmetric key	0	2	See Symmetric key encoding on page 288
Asymmetric public key	1	0	See Asymmetric key encoding on page 289
Asymmetric key pair	1	3	See Asymmetric key encoding on page 289

B.2.2 Raw key encoding

The key type for raw keys defined in this specification are encoded as shown in [Figure 12](#).

**Figure 12** Raw key encoding

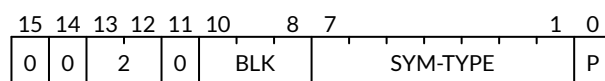
The defined values for RAW-TYPE, SUB-TYPE, and P are shown in [Table 21 on page 288](#).

Table 21 Raw key sub-type values

Raw key type	RAW-TYPE	SUB-TYPE	P	Key type	Key type value
Raw data	0	0	1	PSA_KEY_TYPE_RAW_DATA	0x1001
HMAC	1	0	0	PSA_KEY_TYPE_HMAC	0x1100
Derivation secret	2	0	0	PSA_KEY_TYPE_DERIVE	0x1200
Password	2	1	1	PSA_KEY_TYPE_PASSWORD	0x1203
Password hash	2	2	1	PSA_KEY_TYPE_PASSWORD_HASH	0x1205
Derivation pepper	2	3	0	PSA_KEY_TYPE_PEPPER	0x1206

B.2.3 Symmetric key encoding

The key type for symmetric keys defined in this specification are encoded as shown in [Figure 13](#).

**Figure 13** Symmetric key encoding

For block-based cipher keys, the block size for the cipher algorithm is 2^{BLK} .

The defined values for BLK, SYM-TYPE and P are shown in [Table 22](#).

Table 22 Symmetric key sub-type values

Symmetric key type	BLK	SYM-TYPE	P	Key type	Key type value
ARC4	0	1	0	PSA_KEY_TYPE_ARC4	0x2002
ChaCha20	0	2	0	PSA_KEY_TYPE_CHACHA20	0x2004
DES	3	0	1	PSA_KEY_TYPE_DES	0x2301
AES	4	0	0	PSA_KEY_TYPE_AES	0x2400
CAMELLIA	4	1	1	PSA_KEY_TYPE_CAMELLIA	0x2403
SM4	4	2	1	PSA_KEY_TYPE_SM4	0x2405
ARIA	4	3	0	PSA_KEY_TYPE_ARIA	0x2406

B.2.4 Asymmetric key encoding

The key type for asymmetric keys defined in this specification are encoded as shown in [Figure 14](#).

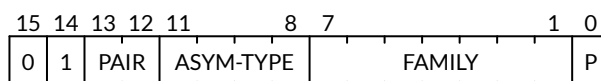


Figure 14 Asymmetric key encoding

PAIR is either 0 for a public key, or 3 for a key pair.

The defined values for ASYM-TYPE are shown in [Table 23](#).

Table 23 Asymmetric key sub-type values

Asymmetric key type	ASYM-TYPE	Details
RSA	0	See RSA key encoding
Elliptic Curve	1	See Elliptic Curve key encoding
Diffie-Hellman	2	See Diffie Hellman key encoding on page 290

RSA key encoding

The key type for RSA keys defined in this specification are encoded as shown in [Figure 15](#).

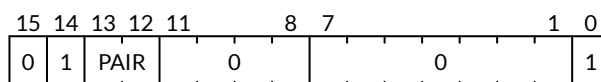


Figure 15 RSA key encoding

PAIR is either 0 for a public key, or 3 for a key pair.

The defined values for RSA keys are shown in [Table 24](#).

Table 24 RSA key values

RSA key type	Key type	Key type value
Public key	PSA_KEY_TYPE_RSA_PUBLIC_KEY	0x4001
Key pair	PSA_KEY_TYPE_RSA_KEY_PAIR	0x7001

Elliptic Curve key encoding

The key type for Elliptic Curve keys defined in this specification are encoded as shown in [Figure 16](#).

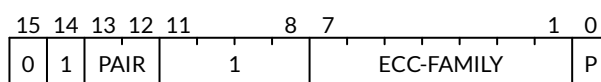


Figure 16 Elliptic Curve key encoding

PAIR is either 0 for a public key, or 3 for a key pair.

The defined values for ECC-FAMILY and P are shown in [Table 25](#).

Table 25 ECC key family values

ECC key family	ECC-FAMILY	P	ECC family ^a	Public key value	Key pair value
SECP K1	0x0B	1	PSA_ECC_FAMILY_SECP_K1	0x4117	0x7117
SECP R1	0x09	0	PSA_ECC_FAMILY_SECP_R1	0x4112	0x7112
SECP R2	0x0D	1	PSA_ECC_FAMILY_SECP_R2	0x411B	0x711B
SECT K1	0x13	1	PSA_ECC_FAMILY_SECT_K1	0x4127	0x7127
SECT R1	0x11	0	PSA_ECC_FAMILY_SECT_R1	0x4122	0x7122
SECT R2	0x15	1	PSA_ECC_FAMILY_SECT_R2	0x412B	0x712B
Brainpool-P R1	0x18	0	PSA_ECC_FAMILY_BRAINPOOL_P_R1	0x4130	0x7130
FRP	0x19	1	PSA_ECC_FAMILY_FRP	0x4133	0x7133
Montgomery	0x20	1	PSA_ECC_FAMILY_MONTGOMERY	0x4141	0x7141
Twisted Edwards	0x21	0	PSA_ECC_FAMILY_TWISTED_EDWARDS	0x4142	0x7142

- a. The key type value is constructed from the Elliptic Curve family using either [PSA_KEY_TYPE_ECC_PUBLIC_KEY](#)(family) or [PSA_KEY_TYPE_ECC_KEY_PAIR](#)(family) as required.

Diffie Hellman key encoding

The key type for Diffie Hellman keys defined in this specification are encoded as shown in [Figure 17](#).

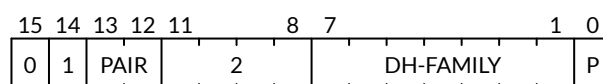


Figure 17 Diffie Hellman key encoding

PAIR is either 0 for a public key, or 3 for a key pair.

The defined values for DH-FAMILY and P are shown in [Table 26](#).

Table 26 Diffie Hellman key group values

DH key group	DH-FAMILY	P	DH group ^a	Public key value	Key pair value
RFC7919	0x01	1	PSA_DH_FAMILY_RFC7919	0x4203	0x7203

- a. The key type value is constructed from the Diffie Hellman family using either [PSA_KEY_TYPE_DH_PUBLIC_KEY](#)(family) or [PSA_KEY_TYPE_DH_KEY_PAIR](#)(family) as required.

Appendix C: Example macro implementations

This appendix provides example implementations of the function-like macros that have specification-defined values.

Note:

In a future version of this specification, these example implementations will be replaced with a pseudo-code representation of the macro's computation in the macro description.

The examples here provide correct results for the valid inputs defined by each API, for an implementation that supports all of the defined algorithms and key types. An implementation can provide alternative definitions of these macros:

- If the implementation does not support all of the algorithms or key types, it can provide a simpler definition of applicable macros.
- If the implementation provides vendor-specific algorithms or key types, it needs to extend the definitions of applicable macros.

C.1 Algorithm macros

```
#define PSA_ALG_AEAD_WITH_DEFAULT_LENGTH_TAG(aead_alg) \
    (((aead_alg) & ~0x003f8000) == 0x05400100) ? PSA_ALG_CCM : \
    (((aead_alg) & ~0x003f8000) == 0x05400200) ? PSA_ALG_GCM : \
    (((aead_alg) & ~0x003f8000) == 0x05000500) ? PSA_ALG_CHACHA20_POLY1305 : \
    PSA_ALG_NONE)

#define PSA_ALG_AEAD_WITH_AT_LEAST_THIS_LENGTH_TAG(aead_alg, min_tag_length) \
    ( PSA_ALG_AEAD_WITH_SHORTENED_TAG(aead_alg, min_tag_length) | 0x00008000 )

#define PSA_ALG_AEAD_WITH_SHORTENED_TAG(aead_alg, tag_length) \
    ((psa_algorithm_t) (((aead_alg) & ~0x003f8000) | (((tag_length) & 0x3f) << 16)))

#define PSA_ALG_AT_LEAST_THIS_LENGTH_MAC(mac_alg, min_mac_length) \
    ( PSA_ALG_TRUNCATED_MAC(mac_alg, min_mac_length) | 0x00008000 )

#define PSA_ALG_DETERMINISTIC_ECDSA(hash_alg) \
    ((psa_algorithm_t) (0x06000700 | ((hash_alg) & 0x000000ff)))

#define PSA_ALG_ECDSA(hash_alg) \
    ((psa_algorithm_t) (0x06000600 | ((hash_alg) & 0x000000ff)))

#define PSA_ALG_FULL_LENGTH_MAC(mac_alg) \
    ((psa_algorithm_t) ((mac_alg) & ~0x003f8000))

#define PSA_ALG_GET_HASH(alg) \
    (((alg) & 0x000000ff) == 0 ? PSA_ALG_NONE : 0x02000000 | ((alg) & 0x000000ff))

#define PSA_ALG_HKDF(hash_alg) \
```

(continues on next page)

```

    ((psa_algorithm_t) (0x08000100 | ((hash_alg) & 0x000000ff)))

#define PSA_ALG_HKDF_EXPAND(hash_alg) \
    ((psa_algorithm_t) (0x08000500 | ((hash_alg) & 0x000000ff)))

#define PSA_ALG_HKDF_EXTRACT(hash_alg) \
    ((psa_algorithm_t) (0x08000400 | ((hash_alg) & 0x000000ff)))

#define PSA_ALG_HMAC(hash_alg) \
    ((psa_algorithm_t) (0x03800000 | ((hash_alg) & 0x000000ff)))

#define PSA_ALG_IS_AEAD(alg) \
    (((alg) & 0x7f000000) == 0x05000000)

#define PSA_ALG_IS_AEAD_ON_BLOCK_CIPHER(alg) \
    (((alg) & 0x7f400000) == 0x05400000)

#define PSA_ALG_IS_ASYMMETRIC_ENCRYPTION(alg) \
    (((alg) & 0x7f000000) == 0x07000000)

#define PSA_ALG_IS_BLOCK_CIPHER_MAC(alg) \
    (((alg) & 0x7fc00000) == 0x03c00000)

#define PSA_ALG_IS_CIPHER(alg) \
    (((alg) & 0x7f000000) == 0x04000000)

#define PSA_ALG_IS_DETERMINISTIC_ECDSA(alg) \
    (((alg) & ~0x000000ff) == 0x06000700)

#define PSA_ALG_IS_ECDH(alg) \
    (((alg) & 0x7fff0000) == 0x09020000)

#define PSA_ALG_IS_ECDSA(alg) \
    (((alg) & ~0x000001ff) == 0x06000600)

#define PSA_ALG_IS_FFDH(alg) \
    (((alg) & 0x7fff0000) == 0x09010000)

#define PSA_ALG_IS_HASH(alg) \
    (((alg) & 0x7f000000) == 0x02000000)

#define PSA_ALG_IS_HASH_AND_SIGN(alg) \
    (PSA_ALG_IS_RSA_PSS(alg) || PSA_ALG_IS_RSA_PKCS1V15_SIGN(alg) || \
     PSA_ALG_IS_ECDSA(alg) || PSA_ALG_IS_HASH_EDDSA(alg))

#define PSA_ALG_IS_HASH_EDDSA(alg) \
    (((alg) & ~0x000000ff) == 0x06000900)

#define PSA_ALG_IS_HKDF(alg) \
    (((alg) & ~0x000000ff) == 0x08000100)

#define PSA_ALG_IS_HKDF_EXPAND(alg) \

```

(continues on next page)

```

(((alg) & ~0x000000ff) == 0x08000500)

#define PSA_ALG_IS_HKDF_EXTRACT(alg) \
    (((alg) & ~0x000000ff) == 0x08000400)

#define PSA_ALG_IS_HMAC(alg) \
    (((alg) & 0x7fc0ff00) == 0x03800000)

#define PSA_ALG_IS_KEY_AGREEMENT(alg) \
    (((alg) & 0x7f000000) == 0x09000000)

#define PSA_ALG_IS_KEY_DERIVATION(alg) \
    (((alg) & 0x7f000000) == 0x08000000)

#define PSA_ALG_IS_KEY_DERIVATION_STRETCHING(alg) \
    (((alg) & 0x7f800000) == 0x08800000)

#define PSA_ALG_IS_MAC(alg) \
    (((alg) & 0x7f000000) == 0x03000000)

#define PSA_ALG_IS_PBKDF2_HMAC(alg) \
    (((alg) & ~0x000000ff) == 0x08800100)

#define PSA_ALG_IS_RANDOMIZED_ECDSA(alg) \
    (((alg) & ~0x000000ff) == 0x06000600)

#define PSA_ALG_IS_RAW_KEY_AGREEMENT(alg) \
    (((alg) & 0x7f00ffff) == 0x09000000)

#define PSA_ALG_IS_RSA_OAEP(alg) \
    (((alg) & ~0x000000ff) == 0x07000300)

#define PSA_ALG_IS_RSA_PKCS1V15_SIGN(alg) \
    (((alg) & ~0x000000ff) == 0x06000200)

#define PSA_ALG_IS_RSA_PSS(alg) \
    (((alg) & ~0x000010ff) == 0x06000300)

#define PSA_ALG_IS_RSA_PSS_ANY_SALT(alg) \
    (((alg) & ~0x000000ff) == 0x06001300)

#define PSA_ALG_IS_RSA_PSS_STANDARD_SALT(alg) \
    (((alg) & ~0x000000ff) == 0x06000300)

#define PSA_ALG_IS_SIGN(alg) \
    (((alg) & 0x7f000000) == 0x06000000)

#define PSA_ALG_IS_SIGN_HASH(alg) \
    PSA_ALG_IS_SIGN(alg)

#define PSA_ALG_IS_SIGN_MESSAGE(alg) \
    (PSA_ALG_IS_SIGN(alg) && \

```

(continues on next page)

```

    (alg) != PSA_ALG_ECDSA_ANY && (alg) != PSA_ALG_RSA_PKCS1V15_SIGN_RAW)

#define PSA_ALG_IS_STREAM_CIPHER(alg) \
    (((alg) & 0x7f800000) == 0x04800000)

#define PSA_ALG_IS_TLS12_PRF(alg) \
    (((alg) & ~0x000000ff) == 0x08000200)

#define PSA_ALG_IS_TLS12_PSK_TO_MS(alg) \
    (((alg) & ~0x000000ff) == 0x08000300)

#define PSA_ALG_IS_WILDCARD(alg) \
    ((PSA_ALG_GET_HASH(alg) == PSA_ALG_ANY_HASH) || \
     ((alg) & 0x7f008000) == 0x03008000) || \
     ((alg) & 0x7f008000) == 0x05008000)

#define PSA_ALG_KEY_AGREEMENT(ka_alg, kdf_alg) \
    ((ka_alg) | (kdf_alg))

#define PSA_ALG_KEY_AGREEMENT_GET_BASE(alg) \
    ((psa_algorithm_t)((alg) & 0xffff0000))

#define PSA_ALG_KEY_AGREEMENT_GET_KDF(alg) \
    ((psa_algorithm_t)((alg) & 0xfe0ffff))

#define PSA_ALG_PBKDF2_HMAC(hash_alg) \
    ((psa_algorithm_t)(0x08800100 | ((hash_alg) & 0x000000ff)))

#define PSA_ALG_RSA_OAEP(hash_alg) \
    ((psa_algorithm_t)(0x07000300 | ((hash_alg) & 0x000000ff)))

#define PSA_ALG_RSA_PKCS1V15_SIGN(hash_alg) \
    ((psa_algorithm_t)(0x06000200 | ((hash_alg) & 0x000000ff)))

#define PSA_ALG_RSA_PSS(hash_alg) \
    ((psa_algorithm_t)(0x06000300 | ((hash_alg) & 0x000000ff)))

#define PSA_ALG_RSA_PSS_ANY_SALT(hash_alg) \
    ((psa_algorithm_t)(0x06001300 | ((hash_alg) & 0x000000ff)))

#define PSA_ALG_TLS12_PRF(hash_alg) \
    ((psa_algorithm_t)(0x08000200 | ((hash_alg) & 0x000000ff)))

#define PSA_ALG_TLS12_PSK_TO_MS(hash_alg) \
    ((psa_algorithm_t)(0x08000300 | ((hash_alg) & 0x000000ff)))

#define PSA_ALG_TRUNCATED_MAC(mac_alg, mac_length) \
    ((psa_algorithm_t)((mac_alg) & ~0x003f8000) | (((mac_length) & 0x3f) << 16)))

```

C.2 Key type macros

```
#define PSA_BLOCK_CIPHER_BLOCK_LENGTH(type) \
    (1u << (((type) >> 8) & 7))

#define PSA_KEY_TYPE_DH_GET_FAMILY(type) \
    ((psa_dh_family_t) ((type) & 0x00ff))

#define PSA_KEY_TYPE_DH_KEY_PAIR(group) \
    ((psa_key_type_t) (0x7200 | (group)))

#define PSA_KEY_TYPE_DH_PUBLIC_KEY(group) \
    ((psa_key_type_t) (0x4200 | (group)))

#define PSA_KEY_TYPE_ECC_GET_FAMILY(type) \
    ((psa_ecc_family_t) ((type) & 0x00ff))

#define PSA_KEY_TYPE_ECC_KEY_PAIR(curve) \
    ((psa_key_type_t) (0x7100 | (curve)))

#define PSA_KEY_TYPE_ECC_PUBLIC_KEY(curve) \
    ((psa_key_type_t) (0x4100 | (curve)))

#define PSA_KEY_TYPE_IS_ASYMMETRIC(type) \
    (((type) & 0x4000) == 0x4000)

#define PSA_KEY_TYPE_IS_DH(type) \
    ((PSA_KEY_TYPE_PUBLIC_KEY_OF_KEY_PAIR(type) & 0xff00) == 0x4200)

#define PSA_KEY_TYPE_IS_DH_KEY_PAIR(type) \
    (((type) & 0xff00) == 0x7200)

#define PSA_KEY_TYPE_IS_DH_PUBLIC_KEY(type) \
    (((type) & 0xff00) == 0x4200)

#define PSA_KEY_TYPE_IS_ECC(type) \
    ((PSA_KEY_TYPE_PUBLIC_KEY_OF_KEY_PAIR(type) & 0xff00) == 0x4100)

#define PSA_KEY_TYPE_IS_ECC_KEY_PAIR(type) \
    (((type) & 0xff00) == 0x7100)

#define PSA_KEY_TYPE_IS_ECC_PUBLIC_KEY(type) \
    (((type) & 0xff00) == 0x4100)

#define PSA_KEY_TYPE_IS_KEY_PAIR(type) \
    (((type) & 0x7000) == 0x7000)

#define PSA_KEY_TYPE_IS_PUBLIC_KEY(type) \
    (((type) & 0x7000) == 0x4000)

#define PSA_KEY_TYPE_IS_RSA(type) \
    (PSA_KEY_TYPE_PUBLIC_KEY_OF_KEY_PAIR(type) == 0x4001)

#define PSA_KEY_TYPE_IS_UNSTRUCTURED(type) \
```

(continues on next page)

```

(((type) & 0x7000) == 0x1000 || ((type) & 0x7000) == 0x2000)

#define PSA_KEY_TYPE_KEY_PAIR_OF_PUBLIC_KEY(type) \
    ((psa_key_type_t) ((type) | 0x3000))

#define PSA_KEY_TYPE_PUBLIC_KEY_OF_KEY_PAIR(type) \
    ((psa_key_type_t) ((type) & ~0x3000))

```

C.3 Hash suspend state macros

```

#define PSA_HASH_SUSPEND_HASH_STATE_FIELD_LENGTH(alg) \
    ((alg)==PSA_ALG_MD2 ? 64 : \
    (alg)==PSA_ALG_MD4 || (alg)==PSA_ALG_MD5 ? 16 : \
    (alg)==PSA_ALG_RIPEMD160 || (alg)==PSA_ALG_SHA_1 ? 20 : \
    (alg)==PSA_ALG_SHA_224 || (alg)==PSA_ALG_SHA_256 ? 32 : \
    (alg)==PSA_ALG_SHA_512 || (alg)==PSA_ALG_SHA_384 || \
    (alg)==PSA_ALG_SHA_512_224 || (alg)==PSA_ALG_SHA_512_256 ? 64 : \
    0)

#define PSA_HASH_SUSPEND_INPUT_LENGTH_FIELD_LENGTH(alg) \
    ((alg)==PSA_ALG_MD2 ? 1 : \
    (alg)==PSA_ALG_MD4 || (alg)==PSA_ALG_MD5 || (alg)==PSA_ALG_RIPEMD160 || \
    (alg)==PSA_ALG_SHA_1 || (alg)==PSA_ALG_SHA_224 || (alg)==PSA_ALG_SHA_256 ? 8 : \
    (alg)==PSA_ALG_SHA_512 || (alg)==PSA_ALG_SHA_384 || \
    (alg)==PSA_ALG_SHA_512_224 || (alg)==PSA_ALG_SHA_512_256 ? 16 : \
    0)

#define PSA_HASH_SUSPEND_OUTPUT_SIZE(alg) \
    (PSA_HASH_SUSPEND_ALGORITHM_FIELD_LENGTH + \
    PSA_HASH_SUSPEND_INPUT_LENGTH_FIELD_LENGTH(alg) + \
    PSA_HASH_SUSPEND_HASH_STATE_FIELD_LENGTH(alg) + \
    PSA_HASH_BLOCK_LENGTH(alg) - 1)

```

Appendix D: Security Risk Assessment

This Security Risk Assessment (SRA) analyses the security of the Crypto API itself, not of any specific implementation of the API, or any specific use of the API. However, the security of an implementation of the Crypto API depends on the implementation design, the capabilities of the system in which it is deployed, and the need to address some of the threats identified in this assessment.

To enable the Crypto API to be suitable for a wider range of security use cases, this SRA considers a broad range of adversarial models and threats to the application and the implementation, as well as to the API.

This approach allows the assessment to identify API design requirements that affect the ability for an implementation to mitigate threats that do not directly attack the API.

The scope is described in [Adversarial models on page 300](#).

D.1 Architecture

D.1.1 System definition

Figure 18 shows the Crypto API as the defined interface that an Application uses to interact with the Cryptoprocessor.

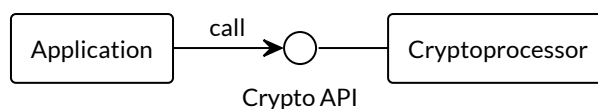


Figure 18 Crypto API

Assumptions, constraints, and interacting entities

This SRA makes the following assumptions about the Crypto API design:

- The API does not provide arguments that identify the caller, because they can be spoofed easily, and cannot be relied upon. It is assumed that the implementation of the API can determine the caller identity, where this is required. See [Optional isolation on page 18](#).
- The API does not prevent the use of mitigations that are required by an implementation of the API. See [Implementation remediations on page 308](#).
- The API follows best-practices for C interface design, reducing the risk of exploitable errors in the application and implementation code. See [Ease of use on page 20](#).

Trust boundaries and information flow

The Crypto API is the interface available to the programmer, and is the main attack surface that is analyzed here. However, to ensure that the API enables the mitigation of other threats to an implementation, we also consider the system context in which the Crypto API is used.

Figure 19 shows the data flow for a typical application usage of the Crypto API, for example, to exchange ciphertext with an external system, or for at rest protection in system non-volatile storage. The Application uses the Crypto API to interact with the Cryptoprocessor. The Cryptoprocessor stores persistent keys in a Key Store.

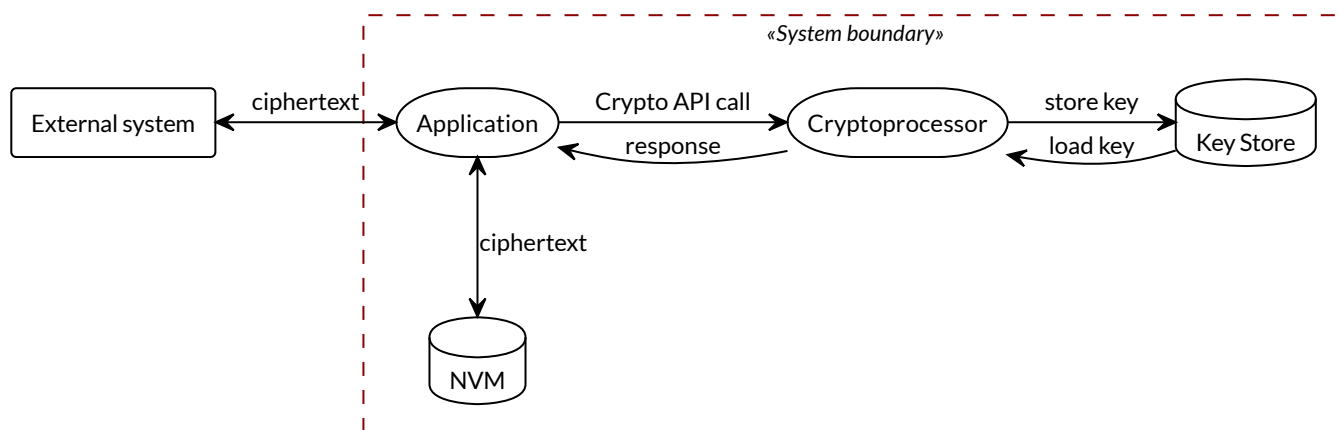


Figure 19 Crypto API dataflow diagram for an implementation with no isolation

For some adversarial models, [Cryptoprocessor isolation](#) or [Caller isolation](#) is required in the implementation to achieve the security goals. See [Security goals on page 300](#), and remediations R.1 and R.2 in [Implementation remediations on page 308](#).

The Cryptoprocessor can optionally include a trust boundary within its implementation of the API. The trust boundary shown in [Figure 20](#) corresponds to Cryptoprocessor isolation. The Cryptoprocessor boundary protects the confidentiality and integrity of the Cryptoprocessor and Key Store state from system components that are outside of the boundary.

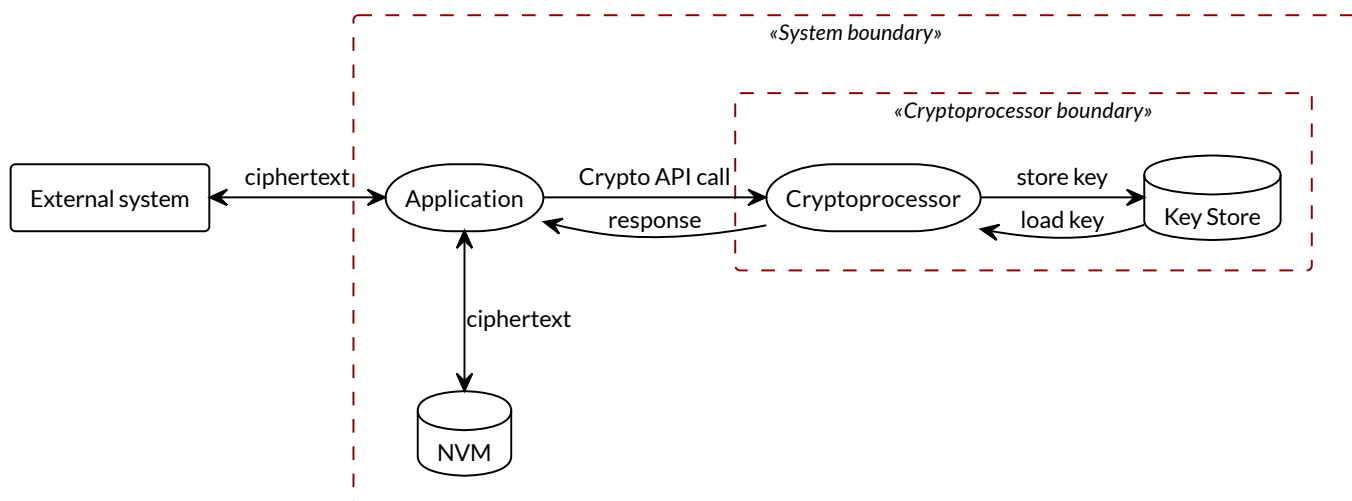


Figure 20 Crypto API dataflow diagram for an implementation with cryptoprocessor isolation

If the implementation supports multiple, independent client Applications within the system, each Application has its own view of the Cryptoprocessor and key store. The additional trust boundaries required for a caller isolated implementation are shown in [Figure 21 on page 299](#). The Application boundary restricts the capabilities of the Application, and protects the confidentiality and integrity of system state from the Application.

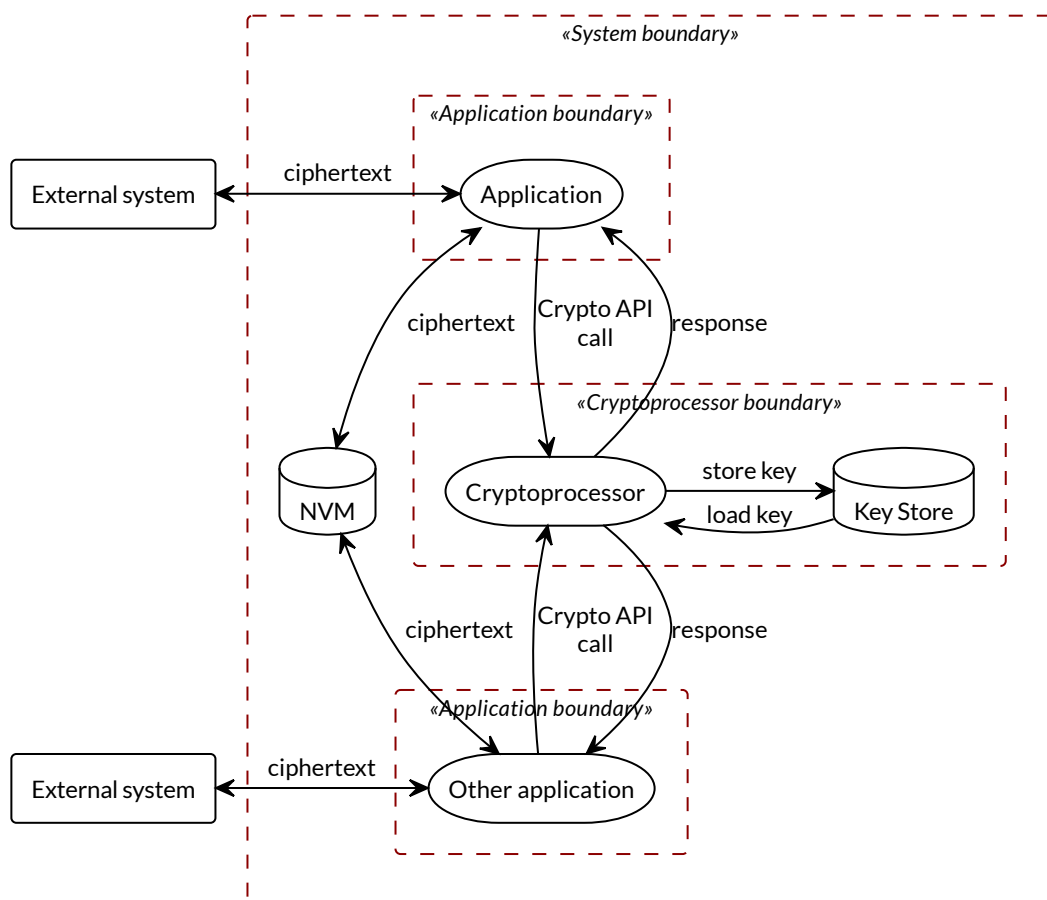


Figure 21 Crypto API dataflow diagram for an implementation with caller isolation

D.1.2 Assets and stakeholders

1. Cryptographic keys and key-related assets. This includes the key properties, such as the key type, identity and policies.

Stakeholders can include the SiP, the OEM, the system or application owner. Owners of a key need to be able to use the key for cryptographic operations, such as encryption or signature, and where permitted, delete, copy or extract the key.

Disclosure of the cryptographic key material to an attacker defeats the protection that the use of cryptography provides. Modification of cryptographic key material or key properties by an attacker has the same end result. These allow an attacker access to the assets that are protected by the key.

2. Other cryptographic assets, for example, intermediate calculation values and RNG state.

Disclosure or modification of these assets can enable recovery of cryptographic keys, and loss of cryptographic protection.

3. Application input/output data and cryptographic operation state.

Application data is only provided to the Cryptoprocessor for cryptographic operations, and its stakeholder is the application owner.

Disclosure of this data – whether it is plaintext, or other data or state – to an attacker defeats the protection that the use of cryptography provides. Modification of this data can have the same effect.

D.1.3 Security goals

Cryptography is used as a mitigation to the risk of disclosure or tampering with data assets that require protection, where isolation of the attacker from the data asset is unavailable or inadequate. Using cryptography introduces new threats related to the incorrect use of cryptography and mismanagement of cryptographic keys. [Table 27](#) lists the security goals for the Crypto API to address these threats.

Table 27 Security goals

Id	Description
G.1	An attacker shall not be able to disclose the plaintext corresponding to a ciphertext for which they do not own the correct key.
G.2	An attacker shall not be able to generate authenticated material for which they do not own the correct key.
G.3	An attacker shall not be able to exfiltrate keys or other private information stored by the Crypto API.
G.4	An attacker shall not be able to alter any state held by the implementation of the Crypto API, such as internal keys or other private information (for example, certificates, signatures, etc.).

D.2 Threat Model

D.2.1 Adversarial models

The API itself has limited ability to mitigate threats. However, mitigation of some of the threats within the cryptoprocessor can place requirements on the API design. This analysis considers a broad attack surface, to also identify requirements that enable the mitigation of specific threats within a cryptoprocessor implementation.

[Table 28 on page 301](#) describes the adversarial models that are considered in this assessment.

A specific implementation of the Crypto API might not include all of these adversarial models within its own threat model. In this case, the related threats, risks, and mitigations might not be required for that implementation.

Table 28 Adversarial models

Id	Description
M.0	<p data-bbox="300 387 1477 454">The Adversary is capable of accessing data that is outside the Security Perimeter of the system and on commonly accessible channels, such as messages in transit or data in storage. This includes, but is not limited to:</p> <ul data-bbox="344 517 1465 748" style="list-style-type: none"> • Read any input and output. • Provide, forge, replay or modify input. • Attempt to gain read/write access to external storage devices. • Perform timings on the operations being done by the target machine, either in normal operation or as a response to crafted inputs. For example, timing attacks on web servers. <p data-bbox="300 770 1477 873">Once access to data is obtained, we do not make a further case distinction of the Adversarial Model depending on other capabilities. For example, the ability to perform cryptanalysis on intercepted ciphertext.</p>
M.1	<p data-bbox="300 896 1075 922">The Adversary is capable of mounting attacks from software. This includes, but is not limited to:</p> <ul data-bbox="344 987 1458 1261" style="list-style-type: none"> • Software exploitation. • Side channel analysis that relies on software-exposed, built-in hardware features to perform physical unit and time measurements. • Attacks that exploit access to any memory mapped configuration, monitoring, debug register. • Software-induced glitching of resources, for example Row hammer, or crashing the CPU by running intensive tasks.
M.2	<p data-bbox="300 1328 1461 1395">The Adversary is capable of mounting simple, passive hardware attacks. This Adversary has physical access to the hardware. This includes, but is not limited to:</p> <ul data-bbox="344 1458 1484 1646" style="list-style-type: none"> • Side channel analyses that require external measurement devices. For example, this can utilize leakage sources such as EM emissions, power consumption, photonic emission, or acoustic channels. • Plugging malicious hardware into an unmodified system. • Passive SoC or memory interposition.

Adversarial models that are outside the scope of this assessment are shown in [Table 29 on page 302](#).

Table 29 Adversarial models that are outside the scope of this SRA

Id	Description
M.3	<p>The Adversary is capable of mounting sophisticated and active physical attacks. This includes, but is not limited to:</p> <ul style="list-style-type: none"> • Interposing memory and blocking, replaying, and injecting transactions, this requires a much more precise timing than passive eavesdropping. • Replacing or adding chips on the motherboard.
M.4	The Adversary is capable of performing invasive silicon microsurgery.

D.2.2 Threats and attacks

[Table 30](#) describes threats to the Security Goals, and provides examples of corresponding attacks. This table identifies which Security goals are affected by the attacks, and which Adversarial model or models are required to execute the attack.

See [Risk assessment on page 304](#) for an evaluation of the risks posed by these threats, [Mitigations on page 305](#) for mitigation requirements in the API design, and [Implementation remediations on page 308](#) for mitigation recommendations in the cryptoprocessor implementation.

Table 30 Threats and attacks

Threat		Attack (Examples)		
Id	Description	Goals	Mod-els	Id: Description
T.1	Use of insecure or incorrectly implemented cryptography	G.1 G.2	M.0	<p>A.C1: Using a cryptographic algorithm that is not adequately secure for the application use case can permit an attacker to recover the application plaintext from attacker-accessible data.</p> <p>A.C2: Using a cryptographic algorithm that is not adequately secure for the application use case can permit an attacker to inject forged authenticated material into application data in transit or in storage.</p> <p>A.C3: Using an insecure cryptographic algorithm, or one that is incorrectly implemented can permit an attacker to recover the cryptographic key. Key recovery enables the attacker to reveal encrypted plaintexts, and inject forged authenticated data.</p>
T.2	Misuse of cryptographic algorithms	G.1 G.2	M.0	A.C4: Reusing a cryptographic key with different algorithms can result in cryptanalysis attacks on the ciphertexts or signatures which enable an attacker to recover the plaintext, or the key itself.

Table 30 (continued)

Threat				Attack (Examples)
Id	Description	Goals	Models	Id: Description
T.3	Recover non-extractable key through the API	G.3	M.1	<p>A.C5: The attacker uses an indirect mechanism provided by the API to extract a key that is not intended to be extractable.</p> <p>A.C6: The attacker uses a mechanism provided by the API to enable brute-force recovery of a non-extractable key. For example, <i>On the Security of PKCS #11</i> [CLULOW] describes various flaws in the design of the PKCS #11 interface standard that enable an attacker to recover secret and non-extractable keys.</p>
T.4	Illegal inputs to the API	G.3 G.4	M.1	<p>A.60: Using a pointer to memory that does not belong to the application, in an attempt to make the cryptoprocessor read or write memory that is inaccessible to the application.</p> <p>A.70: Passing out-of-range values, or incorrectly formatted data, to provoke incorrect behavior in the cryptoprocessor.</p> <p>A.61: Providing invalid buffer lengths to cause out-of-bounds read or write access within the cryptoprocessor.</p> <p>A.62: Call API functions in an invalid sequence to provoke incorrect operation of the cryptoprocessor.</p>
T.5	Direct access to cryptoprocessor state	G.3 G.4	M.1	<p>A.C7: Without a cryptoprocessor boundary, an attacker can directly access the cryptoprocessor state from an application. See Figure 19 on page 297.</p> <p>A.C8: A misconfigured cryptoprocessor boundary can allow an attacker to directly access the cryptoprocessor state from an Application.</p>
T.6	Access and use another application's assets	G.1 G.2	M.1	<p>A.C9: Without application boundaries, the cryptoprocessor provides a unified view of the application assets. All keys are accessible to all callers of the Crypto API. See Figure 21 on page 299.</p> <p>A.C10: The attacker can spoof the application identity within a caller-isolated implementation to gain access to another application's assets.</p>
T.7	Data-dependent timing	G.1 G.3	M.1	<p>A.C11 Measuring the time for operations in the cryptoprocessor or the application, and using the differential in results to assist in recovery of the key or plaintext.</p>

Table 30 (continued)

Threat				Attack (Examples)
Id	Description	Goals	Models	Id: Description
T.8	Memory manipulation	G.4	M.2	A.19: Corrupt application or cryptoprocessor state via a fault, causing incorrect operation of the cryptoprocessor.
			M.1	A.59: Modifying function parameters in memory, while the cryptoprocessor is accessing the parameter memory, to cause incorrect operation of the cryptoprocessor.
T.9	Side channels	G.1 G.3	M.2	A.C12 Taking measurements from physical side-channels during cryptoprocessor operation, and using this data to recover keys or plaintext. For example, using power or EM measurements.
			M.1	A.C13 Taking measurements from shared-resource side-channels during cryptoprocessor operation, and using this data to recover keys or plaintext. For example, attacks using a shared cache.

D.2.3 Risk assessment

The risk ratings in [Table 31](#) follow a version of the risk assessment scheme in *NIST Special Publication 800-30 Revision 1: Guide for Conducting Risk Assessments* [SP800-30]. Likelihood of an attack and its impact are evaluated independently, and then they are combined to obtain the overall risk of the attack.

The risk assessment is used to prioritize the threats that require mitigation. This helps to identify the mitigations that have the highest priority for implementation. Mitigations are described in [Mitigations on page 305](#) and [Implementation remediations on page 308](#).

It is recommended that this assessment is repeated for a specific implementation or product, taking into consideration the Adversarial models that are within scope, and re-evaluating the impact based on the assets at risk. [Table 31](#) repeats the association in [Table 30 on page 302](#) between an Adversarial model and the Threats that it enables. This aids filtering of the assessment based on the models that are in scope for a specific implementation.

Table 31 Risk assessment

Adversarial Model	Threat/Attack	Likelihood	Impact ^a	Risk
M.0	T.1	High	Medium	Medium
M.0	T.2	High	Medium	Medium
M.1	T.3	Medium	High	Medium
M.1	T.4	High	Medium	Medium
M.1	T.5	High	Very high	Very high

Table 31 (continued)

Adversarial Model	Threat/Attack	Likelihood	Impact ^a	Risk
M.1	T.6	High	High	High
M.1	T.7	Medium	Medium	Medium
M.1	T.8/A.59	Medium	Medium	Medium
M.2	T.8/A.19	Low	Medium	Low
M.2	T.9/A.C12	Low	High	Medium
M.1	T.9/A.C13	Medium	High	Medium

- a. The impact of an attack is dependent on the impact of the disclosure or modification of the application data that is cryptographically protected. This is ultimately determined by the requirements and risk assessment for the product which is using the Crypto API. [Table 31 on page 304](#) allocates the impact as follows:
- ‘Medium’ if unspecified cryptoprocessor state or application data assets are affected.
 - ‘High’ if an application’s cryptographic assets are affected.
 - ‘Very High’ if all cryptoprocessor assets are affected.

D.3 Mitigations

D.3.1 Objectives

The objectives in [Table 32](#) are a high-level description of what the design must achieve in order to mitigate the threats. Detailed requirements that describe how the API or cryptoprocessor implementation can deliver the objectives are provided in [Requirements on page 306](#) and [Implementation remediations on page 308](#).

Table 32 Mitigation objectives

Id	Description	Threats addressed
O.1	Hide keys from the application Keys are never directly manipulated by application software. Instead keys are referred to by handle, removing the need to deal with sensitive key material inside applications. This form of API is also suitable for secure elements, based on tamper-resistant hardware, that never reveal cryptographic keys.	T.1 T.2 T.3 — see A keystore interface on page 18 . T.5 T.6 — to mitigate T.5 and T.6, the implementation must provide some form of isolation. See Optional isolation on page 18 .
O.2	Limit key usage Associate each key with a policy that limits the use of the key. The policy is defined by the application when the key is created, after which it is immutable.	T.2 T.3 — see Key policies on page 82 .

Table 32 (continued)

Id	Description	Threats addressed
O.3	Best-practice cryptography An application developer-oriented API to achieve practical cryptography: the Crypto API offers services that are oriented towards the application of cryptographic methods like encrypt, sign, verify. This enables the implementation to focus on best-practice implementation of the cryptographic primitive, and the application developer on correct selection and use of those primitives.	T.1 T.2 T.7 T.8 – see Ease of use on page 20 .
O.4	Algorithm agility Cryptographic functions are not tied to a specific cryptographic algorithm. Primitives are designated at run-time. This simplifies updating an application to use a more secure algorithm, and makes it easier to implement dynamic selection of cryptographic algorithms within an application.	T.1 – see Choice of algorithms on page 19 .

D.3.2 Requirements

The design of the API can mitigate, or enable a cryptoprocessor to mitigate, some of the identified attacks. [Table 33](#) describes these mitigations. Mitigations that are delegated to the cryptoprocessor or application are described in [Implementation remediations on page 308](#).

Table 33 Security requirements

Id	Description	API impact	Threats/attacks addressed
SR.1 (O.1)	Key values are not exposed by the API, except when importing or exporting a key.	The full key policy must be provided at the time a key is created. See Key management on page 21 .	T.3/A.C5 – key values are hidden by the API.
SR.2 (O.2)	The policy for a key must be set when the key is created, and be immutable afterward.	The full key policy must be provided at the time a key is created. See psa_key_attributes_t .	T.3/A.C5 – once created, the key usage permissions cannot be changed to permit export. T.2/A.C4 – once created, a key cannot be repurposed by changing its policy.
SR.3 (O.2)	The key policy must control the algorithms that the key can be used with, and the functions of the API that the key can be used with.	The key policy must include usage permissions, and permitted-algorithm attributes. See Key policies on page 82 .	T.2/A.C4 – a key cannot be reused with different algorithms.

Table 33 (continued)

Id	Description	API impact	Threats/attacks addressed
SR.4 (O.1)	Key export must be controlled by the key policy.	See PSA_KEY_USAGE_EXPORT .	T.3/A.C5 — a key can only be extracted from the cryptoprocessor if explicitly permitted by the key creator.
SR.5 (O.1)	The policy of a copied key must not provide rights that are not permitted by the original key policy.	See psa_copy_key() .	T.3/A.C5 — a copy of a key cannot be exported if the original could not be exported. T.3/A.C4 — a copy of a key cannot be used in different algorithm to the original.
SR.6 (O.3)	Unless explicitly required by the use case, the API must not define cryptographic algorithms with known security weaknesses. If possible, deprecated algorithms should not be included.	Algorithm inclusion is based on use cases. Warnings are provided for algorithms and operations with known security weaknesses, and recommendations made to use alternative algorithms.	T.1/A.C1 A.C2 A.C3
SR.7 (O.4)	The API design must make it easy to change to a different algorithm of the same type.	Cryptographic operation functions select the specific algorithm based on parameters passed at runtime. See Key types on page 49 and Algorithms on page 104 .	T.1/A.C1 A.C2 A.C3
SR.8 (O.1)	Key derivation functions that expose part of the key value, or make part of the key value easily recoverable, must not be provided in the API.		T.3/A.C6
SR.9 (O.3)	Constant values defined by the API must be designed to resist bit faults.	Key type values explicitly consider single-bit faults, see Key type encoding on page 286 . ^a Success and error status codes differ by multiple bits, see Status codes on page 41 . ^b	T.8/A.19 — enablement only, mitigation is delegated to the implementation.

Table 33 (continued)

Id	Description	API impact	Threats/attacks addressed
SR.10 (O.3)	The API design must permit the implementation of operations with data-independent timing.	Provision of comparison functions for MAC, hash and key derivation operations.	T.7/A.C11 – enablement only, mitigation is delegated to the implementation.
SR.11 (O.3)	Specify behavior for memory shared between the application and cryptoprocessor, including where multiple parameters overlap.	Standardize the result when parameters overlap, see Overlap between parameters on page 33 .	T.8/A.59 – enablement only, mitigation is delegated to the implementation.
SR.12 (O.1) (O.2)	The API must permit the implementation to isolate the cryptoprocessor, to prevent access to keys without using the API.	No use of shared memory between application and cryptoprocessor, except as function parameters.	T.5/A.C7 – enablement only, mitigation is delegated to the implementation.
SR.13 (O.3)	The API design must permit the implementation of operations using mitigation techniques that resist side-channel attacks.	Operations that use random blinding to resist side-channel attacks, can return RNG-specific error codes. See also SR.12, which enables the cryptoprocessor to be fully isolated, and implemented within a separate security processor.	T.9 – enablement only, mitigation is delegated to the implementation.

- a. Limited resistance to bit faults is still valuable in systems where memory may be susceptible to single-bit flip attacks, for example, Rowhammer on some types of DRAM.
- b. Unlike key type values, algorithm identifiers used in cryptographic operations are verified against a the permitted-algorithm in the key policy. This provides a mitigation for a bit fault in an algorithm identifier value, without requiring error detection within the algorithm identifier itself.

D.4 Remediation & residual risk

D.4.1 Implementation remediations

[Table 34 on page 309](#) includes all recommended remediations for an implementation, assuming the full adversarial model described in [Adversarial models on page 300](#). When an implementation has a subset of the adversarial models, then individual remediations can be excluded from an implementation, if the associated threat is not relevant for that implementation.

Table 34 Implementation remediations

Id	Identified gap	Suggested remediation
R.1 (O.1) (O.3)	T.5 — direct access to cryptoprocessor state.	The cryptoprocessor implementation provides cryptoprocessor isolation or caller isolation , to isolate the application from the cryptoprocessor state, and from volatile and persistent key material.
R.2 (O.1) (O.3)	T.6 — access and use another application's assets.	The cryptoprocessor implementation provides caller isolation , and maintains separate cryptoprocessor state for each application. Each application must only be able to access its own keys and ongoing operations. Caller isolation requires that the implementation can securely identify the caller of the Crypto API.
R.3 (O.3)	T.4/A.60 A.61 — using illegal memory inputs.	The cryptoprocessor implementation validates that memory buffers provided by the application are accessible by the application.
R.4 (O.3)	T.4/A.70 — providing invalid formatted data.	The cryptoprocessor implementation checks that imported key data is valid before use.
R.5 (O.3)	T.4/A.62 — call the API in an invalid operation sequence.	The cryptoprocessor implementation enforces the correct sequencing of calls in multi-part operations. See Multi-part operations on page 24 .
R.6 (O.1) (O.3)	T.3/A.C5 A.C6 — indirect key disclosure via the API.	Cryptoprocessor implementation-specific extensions to the API must avoid providing mechanisms that can extract or recover key values, such as trivial key derivation algorithms.
R.8 (O.3)	T.8/A.59 — concurrent modification of parameter memory.	The cryptoprocessor implementation treats application memory as untrusted and volatile, typically by not reading the same memory location twice. See Stability of parameters on page 33 .
R.9 (O.3)	T.2/A.C4 — incorrect cryptographic parameters.	The cryptoprocessor implementation validates the key attributes and other parameters used for a cryptographic operation, to ensure these conform to the API specification and to the specification of the algorithm itself.
R.10 (O.3)	T.1/A.C1 A.C2 A.C3 — insecure cryptographic algorithms.	The cryptoprocessor does not support deprecated cryptographic algorithms, unless justified by specific use case requirements.
R.11 (O.3)	T.7/A.C11 — data-independent timing.	The cryptoprocessor implements cryptographic operations with data-independent timing.
R.12 (O.3)	T.9 — side-channels.	The cryptoprocessor implements resistance to side-channels.

D.4.2 Residual risk

Threats T.2-T.4, and T.7-T.9 are fully mitigated in the API design, as described in [Mitigations on page 305](#), or the cryptoprocessor implementation, as described in [Implementation remediations on page 308](#).

[Table 35](#) describes the remaining risks related to T.1, T.5, and T.6 that cannot be mitigated fully by the API or cryptoprocessor implementation. Responsibility for managing these risks lies with the application developers and system integrators.

Table 35 Residual risk

Id	Threat/attack	Suggested remediations
RR.1	T.1	Selection of appropriately secure protocols, algorithms and key sizes is the responsibility of the application developer.
RR.2	T.5	Correct isolation of the cryptoprocessor is the responsibility of the cryptoprocessor and system implementation.
RR.3	T.6	Correct identification of the application client is the responsibility of the cryptoprocessor and system implementation.

Appendix E: Changes to the API

E.1 Document change history

This section provides the detailed changes made between published version of the document.

E.1.1 Changes between 1.1.0 and 1.1.1

Changes to the API

- Extended [PSA_ALG_TLS12_PSK_TO_MS](#) to support TLS cipher suites that mix a key exchange with a pre-shared key.
- Added a new key derivation input step [PSA_KEY_DERIVATION_INPUT_OTHER_SECRET](#).
- Added new algorithm families [PSA_ALG_HKDF_EXTRACT](#) and [PSA_ALG_HKDF_EXPAND](#) for protocols that require the two parts of HKDF separately.

Other changes

- Relicensed the document under Attribution-ShareAlike 4.0 International with a patent license derived from Apache License 2.0. See [License on page viii](#).
- Adopted a standard set of Adversarial models for the Security Risk Assessment. See [Adversarial models on page 300](#).

E.1.2 Changes between 1.0.1 and 1.1.0

Changes to the API

- Relaxation when a raw key agreement is used as a key's permitted algorithm policy. This now also permits the key agreement to be combined with any key derivation algorithm. See [PSA_ALG_FFDH](#) and [PSA_ALG_ECDH](#).
- Provide wildcard permitted-algorithm policies for MAC and AEAD that can specify a minimum MAC or tag length. The following elements are added to the API:
 - [PSA_ALG_AT_LEAST_THIS_LENGTH_MAC\(\)](#)
 - [PSA_ALG_AEAD_WITH_AT_LEAST_THIS_LENGTH_TAG\(\)](#)
- Added support for password-hashing and key-stretching algorithms, as key derivation operations.
 - Added key types [PSA_KEY_TYPE_PASSWORD](#), [PSA_KEY_TYPE_PASSWORD_HASH](#) and [PSA_KEY_TYPE_PEPPER](#), to support use of these new types of algorithm.
 - Add key derivation input steps [PSA_KEY_DERIVATION_INPUT_PASSWORD](#) and [PSA_KEY_DERIVATION_INPUT_COST](#).
 - Added [psa_key_derivation_input_integer\(\)](#) to support numerical inputs to a key derivation operation.
 - Added functions [psa_key_derivation_verify_bytes\(\)](#) and [psa_key_derivation_verify_key\(\)](#) to compare derivation output data within the cryptoprocessor.
 - Added usage flag [PSA_KEY_USAGE_VERIFY_DERIVATION](#) for using keys with the new verification functions.
 - Modified the description of existing key derivation APIs to enable the use of key derivation functionality.
- Added algorithms [PSA_ALG_PBKDF2_HMAC\(\)](#) and [PSA_ALG_PBKDF2_AES_CMAC_PRF_128](#) to implement the PBKDF2 password-hashing algorithm.
- Add support for twisted Edwards Elliptic curve keys, and the associated EdDSA signature algorithms. The following elements are added to the API:
 - [PSA_ECC_FAMILY_TWISTED_EDWARDS](#)
 - [PSA_ALG_PURE_EDDSA](#)
 - [PSA_ALG_ED25519PH](#)
 - [PSA_ALG_ED448PH](#)
 - [PSA_ALG_SHAKE256_512](#)
 - [PSA_ALG_IS_HASH_EDDSA\(\)](#)
- Added an identifier for [PSA_KEY_TYPE_ARIA](#).
- Added [PSA_ALG_RSA_PSS_ANY_SALT\(\)](#), which creates the same signatures as [PSA_ALG_RSA_PSS\(\)](#), but permits any salt length when verifying a signature. Also added the helper macros [PSA_ALG_IS_RSA_PSS_ANY_SALT\(\)](#) and [PSA_ALG_IS_RSA_PSS_STANDARD_SALT\(\)](#), and extended [PSA_ALG_IS_RSA_PSS\(\)](#) to detect both variants of the RSA-PSS algorithm.

Clarifications and fixes

- Described the use of header files and the general API conventions. See [Library conventions on page 28](#).
- Added details for SHA-512/224 to the hash suspend state. See [Hash suspend state on page 128](#).
- Removed ambiguities from support macros that provide buffer sizes, and improved consistency of parameter domain definition.
- Clarified the length of salt used for creating [PSA_ALG_RSA_PSS\(\)](#) signatures, and that verification requires the same length of salt in the signature.
- Documented the use of `PSA_ERROR_INVALID_ARGUMENT` when the input data to an operation exceeds the limit specified by the algorithm.
- Clarified how the [PSA_ALG_RSA_OAEP\(\)](#) algorithm uses the hash algorithm parameter.
- Fixed error in [psa_key_derivation_setup\(\)](#) documentation: combined key agreement and key derivation algorithms are valid for the Crypto API.
- Added and clarified documentation for error conditions across the API.
- Clarified the distinction between [PSA_ALG_IS_HASH_AND_SIGN\(\)](#) and [PSA_ALG_IS_SIGN_HASH\(\)](#).
- Clarified the behavior of [PSA_ALG_IS_HASH_AND_SIGN\(\)](#) with a wildcard algorithm policy parameter.
- Documented the use of [PSA_ALG_RSA_PKCS1V15_SIGN_RAW](#) with the [PSA_ALG_RSA_PKCS1V15_SIGN\(PSA_ALG_ANY_HASH\)](#) wildcard policy.
- Clarified the way that [PSA_ALG_CCM](#) determines the value of the CCM configuration parameter *L*. Clarified that nonces generated by [psa_aead_generate_nonce\(\)](#) can be shorter than the default nonce length provided by [PSA_AEAD_NONCE_LENGTH\(\)](#).

Other changes

- Add new appendix describing the encoding of algorithm identifiers and key types. See [Algorithm and key type encoding on page 279](#).
- Migrated cryptographic operation summaries to the start of the appropriate operation section, and out of the [Functionality overview on page 21](#).
- Included a Security Risk Assessment for the Crypto API.

E.1.3 Changes between 1.0.0 and 1.0.1

Changes to the API

- Added subtypes [psa_key_persistence_t](#) and [psa_key_location_t](#) for key lifetimes, and defined standard values for these attributes.
- Added identifiers for [PSA_ALG_SM3](#) and [PSA_KEY_TYPE_SM4](#).

Clarifications and fixes

- Provided citation references for all cryptographic algorithms in the specification.
- Provided precise key size information for all key types.
- Permitted implementations to store and export long HMAC keys in hashed form.
- Provided details for initialization vectors in all unauthenticated cipher algorithms.
- Provided details for nonces in all AEAD algorithms.
- Clarified the input steps for HKDF.
- Provided details of signature algorithms, include requirements when using with [psa_sign_hash\(\)](#) and [psa_verify_hash\(\)](#).
- Provided details of key agreement algorithms, and how to use them.
- Aligned terminology relating to key policies, to clarify the combination of the usage flags and permitted algorithm in the policy.
- Clarified the use of the individual key attributes for all of the key creation functions.
- Restructured the description for [psa_key_derivation_output_key\(\)](#), to clarify the handling of the excess bits in ECC key generation when needing a string of bits whose length is not a multiple of 8.
- Referenced the correct buffer size macros for [psa_export_key\(\)](#).
- Removed the use of the `PSA_ERROR_DOES_NOT_EXIST` error.
- Clarified concurrency rules.
- Document that [psa_key_derivation_output_key\(\)](#) does not return `PSA_ERROR_NOT_PERMITTED` if the secret input is the result of a key agreement. This matches what was already documented for `PSA_KEY_DERIVATION_INPUT_SECRET`.
- Relax the requirement to use the defined key derivation methods in [psa_key_derivation_output_key\(\)](#): implementation-specific KDF algorithms can use implementation-defined methods to derive the key material.

Other changes

- Provided a glossary of terms.
- Provided a table of references.
- Restructured the [Key management reference on page 45](#) chapter.
 - Moved individual attribute types, values and accessor functions into their own sections.
 - Placed permitted algorithms and usage flags into [Key policies on page 82](#).
 - Moved most introductory material from the [Functionality overview on page 21](#) into the relevant API sections.

E.1.4 Changes between 1.0 beta 3 and 1.0.0

Changes to the API

- Added `PSA_CRYPTO_API_VERSION_MAJOR` and `PSA_CRYPTO_API_VERSION_MINOR` to report the Crypto API version.
- Removed `PSA_ALG_GMAC` algorithm identifier.
- Removed internal implementation macros from the API specification:
 - `PSA_AEAD_TAG_LENGTH_OFFSET`
 - `PSA_ALG_AEAD_FROM_BLOCK_FLAG`
 - `PSA_ALG_AEAD_TAG_LENGTH_MASK`
 - `PSA__ALG_AEAD_WITH_DEFAULT_TAG_LENGTH__CASE`
 - `PSA_ALG_CATEGORY_AEAD`
 - `PSA_ALG_CATEGORY_ASYMMETRIC_ENCRYPTION`
 - `PSA_ALG_CATEGORY_CIPHER`
 - `PSA_ALG_CATEGORY_HASH`
 - `PSA_ALG_CATEGORY_KEY_AGREEMENT`
 - `PSA_ALG_CATEGORY_KEY_DERIVATION`
 - `PSA_ALG_CATEGORY_MAC`
 - `PSA_ALG_CATEGORY_MASK`
 - `PSA_ALG_CATEGORY_SIGN`
 - `PSA_ALG_CIPHER_FROM_BLOCK_FLAG`
 - `PSA_ALG_CIPHER_MAC_BASE`
 - `PSA_ALG_CIPHER_STREAM_FLAG`
 - `PSA_ALG_DETERMINISTIC_ECDSA_BASE`
 - `PSA_ALG_ECDSA_BASE`
 - `PSA_ALG_ECDSA_IS_DETERMINISTIC`
 - `PSA_ALG_HASH_MASK`
 - `PSA_ALG_HKDF_BASE`
 - `PSA_ALG_HMAC_BASE`
 - `PSA_ALG_IS_KEY_DERIVATION_OR_AGREEMENT`
 - `PSA_ALG_IS_VENDOR_DEFINED`
 - `PSA_ALG_KEY_AGREEMENT_MASK`
 - `PSA_ALG_KEY_DERIVATION_MASK`
 - `PSA_ALG_MAC_SUBCATEGORY_MASK`
 - `PSA_ALG_MAC_TRUNCATION_MASK`
 - `PSA_ALG_RSA_OAEP_BASE`
 - `PSA_ALG_RSA_PKCS1V15_SIGN_BASE`
 - `PSA_ALG_RSA_PSS_BASE`
 - `PSA_ALG_TLS12_PRF_BASE`
 - `PSA_ALG_TLS12_PSK_TO_MS_BASE`
 - `PSA_ALG_VENDOR_FLAG`
 - `PSA_BITS_TO_BYTES`

- PSA_BYTES_TO_BITS
- PSA_ECDSA_SIGNATURE_SIZE
- PSA_HMAC_MAX_HASH_BLOCK_SIZE
- PSA_KEY_EXPORT_ASN1_INTEGER_MAX_SIZE
- PSA_KEY_EXPORT_DSA_KEY_PAIR_MAX_SIZE
- PSA_KEY_EXPORT_DSA_PUBLIC_KEY_MAX_SIZE
- PSA_KEY_EXPORT_ECC_KEY_PAIR_MAX_SIZE
- PSA_KEY_EXPORT_ECC_PUBLIC_KEY_MAX_SIZE
- PSA_KEY_EXPORT_RSA_KEY_PAIR_MAX_SIZE
- PSA_KEY_EXPORT_RSA_PUBLIC_KEY_MAX_SIZE
- PSA_KEY_TYPE_CATEGORY_FLAG_PAIR
- PSA_KEY_TYPE_CATEGORY_KEY_PAIR
- PSA_KEY_TYPE_CATEGORY_MASK
- PSA_KEY_TYPE_CATEGORY_PUBLIC_KEY
- PSA_KEY_TYPE_CATEGORY_RAW
- PSA_KEY_TYPE_CATEGORY_SYMMETRIC
- PSA_KEY_TYPE_DH_GROUP_MASK
- PSA_KEY_TYPE_DH_KEY_PAIR_BASE
- PSA_KEY_TYPE_DH_PUBLIC_KEY_BASE
- PSA_KEY_TYPE_ECC_CURVE_MASK
- PSA_KEY_TYPE_ECC_KEY_PAIR_BASE
- PSA_KEY_TYPE_ECC_PUBLIC_KEY_BASE
- PSA_KEY_TYPE_IS_VENDOR_DEFINED
- PSA_KEY_TYPE_VENDOR_FLAG
- PSA_MAC_TRUNCATED_LENGTH
- PSA_MAC_TRUNCATION_OFFSET
- PSA_ROUND_UP_TO_MULTIPLE
- PSA_RSA_MINIMUM_PADDING_SIZE
- PSA_VENDOR_ECC_MAX_CURVE_BITS
- PSA_VENDOR_RSA_MAX_KEY_BITS

- Remove the definition of implementation-defined macros from the specification, and clarified the implementation requirements for these macros in [Implementation-specific macros on page 36](#).
 - Macros with implementation-defined values are indicated by `/* implementation-defined value */` in the API prototype. The implementation must provide the implementation.
 - Macros for algorithm and key type construction and inspection have specification-defined values. This is indicated by `/* specification-defined value */` in the API prototype. Example definitions of these macros is provided in [Example macro implementations on page 291](#).
- Changed the semantics of multi-part operations.
 - Formalize the standard pattern for multi-part operations.
 - Require all errors to result in an error state, requiring a call to `psa_xxx_abort()` to reset the object.
 - Define behavior in illegal and impossible operation states, and for copying and reusing

operation objects.

Although the API signatures have not changed, this change requires modifications to application flows that handle error conditions in multi-part operations.

- Merge the key identifier and key handle concepts in the API.
 - Replaced all references to key handles with key identifiers, or something similar.
 - Replaced all uses of `psa_key_handle_t` with `psa_key_id_t` in the API, and removes the `psa_key_handle_t` type.
 - Removed `psa_open_key` and `psa_close_key`.
 - Added `PSA_KEY_ID_NULL` for the never valid zero key identifier.
 - Document rules related to destroying keys whilst in use.
 - Added the `PSA_KEY_USAGE_CACHE` usage flag and the related `psa_purge_key()` API.
 - Added clarification about caching keys to non-volatile memory.
- Renamed `PSA_ALG_TLS12_PSK_TO_MS_MAX_PSK_LEN` to `PSA_TLS12_PSK_TO_MS_PSK_MAX_SIZE`.
- Relax definition of implementation-defined types.
 - This is indicated in the specification by `/* implementation-defined type */` in the type definition.
 - The specification only defines the name of implementation-defined types, and does not require that the implementation is a C struct.
- Zero-length keys are not permitted. Attempting to create one will now result in an error.
- Relax the constraints on inputs to key derivation:
 - `psa_key_derivation_input_bytes()` can be used for secret input steps. This is necessary if a zero-length input is required by the application.
 - `psa_key_derivation_input_key()` can be used for non-secret input steps.
- Multi-part cipher operations now require that the IV is passed using `psa_cipher_set_iv()`, the option to provide this as part of the input to `psa_cipher_update()` has been removed.

The format of the output from `psa_cipher_encrypt()`, and input to `psa_cipher_decrypt()`, is documented.
- Support macros to calculate the size of output buffers, IVs and nonces.
 - Macros to calculate a key and/or algorithm specific result are provided for all output buffers. The new macros are:
 - `PSA_AEAD_NONCE_LENGTH()`
 - `PSA_CIPHER_ENCRYPT_OUTPUT_SIZE()`
 - `PSA_CIPHER_DECRYPT_OUTPUT_SIZE()`
 - `PSA_CIPHER_UPDATE_OUTPUT_SIZE()`
 - `PSA_CIPHER_FINISH_OUTPUT_SIZE()`
 - `PSA_CIPHER_IV_LENGTH()`
 - `PSA_EXPORT_PUBLIC_KEY_OUTPUT_SIZE()`
 - `PSA_RAW_KEY_AGREEMENT_OUTPUT_SIZE()`
 - Macros that evaluate to a maximum type-independent buffer size are provided. The new macros are:
 - `PSA_AEAD_ENCRYPT_OUTPUT_MAX_SIZE()`
 - `PSA_AEAD_DECRYPT_OUTPUT_MAX_SIZE()`

- `PSA_AEAD_UPDATE_OUTPUT_MAX_SIZE()`
 - `PSA_AEAD_FINISH_OUTPUT_MAX_SIZE`
 - `PSA_AEAD_VERIFY_OUTPUT_MAX_SIZE`
 - `PSA_AEAD_NONCE_MAX_SIZE`
 - `PSA_AEAD_TAG_MAX_SIZE`
 - `PSA_ASYMMETRIC_ENCRYPT_OUTPUT_MAX_SIZE`
 - `PSA_ASYMMETRIC_DECRYPT_OUTPUT_MAX_SIZE`
 - `PSA_CIPHER_ENCRYPT_OUTPUT_MAX_SIZE()`
 - `PSA_CIPHER_DECRYPT_OUTPUT_MAX_SIZE()`
 - `PSA_CIPHER_UPDATE_OUTPUT_MAX_SIZE()`
 - `PSA_CIPHER_FINISH_OUTPUT_MAX_SIZE`
 - `PSA_CIPHER_IV_MAX_SIZE`
 - `PSA_EXPORT_KEY_PAIR_MAX_SIZE`
 - `PSA_EXPORT_PUBLIC_KEY_MAX_SIZE`
 - `PSA_RAW_KEY_AGREEMENT_OUTPUT_MAX_SIZE`
- AEAD output buffer size macros are now parameterized on the key type as well as the algorithm:
 - `PSA_AEAD_ENCRYPT_OUTPUT_SIZE()`
 - `PSA_AEAD_DECRYPT_OUTPUT_SIZE()`
 - `PSA_AEAD_UPDATE_OUTPUT_SIZE()`
 - `PSA_AEAD_FINISH_OUTPUT_SIZE()`
 - `PSA_AEAD_TAG_LENGTH()`
 - `PSA_AEAD_VERIFY_OUTPUT_SIZE()`
- Some existing macros have been renamed to ensure that the name of the support macros are consistent. The following macros have been renamed:
 - `PSA_ALG_AEAD_WITH_DEFAULT_TAG_LENGTH()` → `PSA_ALG_AEAD_WITH_DEFAULT_LENGTH_TAG()`
 - `PSA_ALG_AEAD_WITH_TAG_LENGTH()` → `PSA_ALG_AEAD_WITH_SHORTENED_TAG()`
 - `PSA_KEY_EXPORT_MAX_SIZE()` → `PSA_EXPORT_KEY_OUTPUT_SIZE()`
 - `PSA_HASH_SIZE()` → `PSA_HASH_LENGTH()`
 - `PSA_MAC_FINAL_SIZE()` → `PSA_MAC_LENGTH()`
 - `PSA_BLOCK_CIPHER_BLOCK_SIZE()` → `PSA_BLOCK_CIPHER_BLOCK_LENGTH()`
 - `PSA_MAX_BLOCK_CIPHER_BLOCK_SIZE` → `PSA_BLOCK_CIPHER_BLOCK_MAX_SIZE`
- Documentation of the macros and of related APIs has been updated to reference the related API elements.
- Provide hash-and-sign operations as well as sign-the-hash operations. The API for asymmetric signature has been changed to clarify the use of the new functions.
 - The existing asymmetric signature API has been renamed to clarify that this is for signing a hash that is already computed:
 - `PSA_KEY_USAGE_SIGN` → `PSA_KEY_USAGE_SIGN_HASH`
 - `PSA_KEY_USAGE_VERIFY` → `PSA_KEY_USAGE_VERIFY_HASH`
 - `psa_asymmetric_sign()` → `psa_sign_hash()`
 - `psa_asymmetric_verify()` → `psa_verify_hash()`

- New APIs added to provide the complete message signing operation:
 - `PSA_KEY_USAGE_SIGN_MESSAGE`
 - `PSA_KEY_USAGE_VERIFY_MESSAGE`
 - `psa_sign_message()`
 - `psa_verify_message()`
- New Support macros to identify which algorithms can be used in which signing API:
 - `PSA_ALG_IS_SIGN_HASH()`
 - `PSA_ALG_IS_SIGN_MESSAGE()`
- Renamed support macros that apply to both signing APIs:
 - `PSA_ASYMMETRIC_SIGN_OUTPUT_SIZE()` → `PSA_SIGN_OUTPUT_SIZE()`
 - `PSA_ASYMMETRIC_SIGNATURE_MAX_SIZE` → `PSA_SIGNATURE_MAX_SIZE`
- The usage flag values have been changed, including for `PSA_KEY_USAGE_DERIVE`.
- Restructure `psa_key_type_t` and reassign all key type values.
 - `psa_key_type_t` changes from 32-bit to 16-bit integer.
 - Reassigned the key type categories.
 - Add a parity bit to the key type to ensure that valid key type values differ by at least 2 bits.
 - 16-bit elliptic curve ids (`psa_ecc_curve_t`) replaced by 8-bit ECC curve family ids (`psa_ecc_family_t`). 16-bit Diffie-Hellman group ids (`psa_dh_group_t`) replaced by 8-bit DH group family ids (`psa_dh_family_t`).
 - These ids are no longer related to the IANA Group Registry specification.
 - The new key type values do not encode the key size for ECC curves or DH groups. The key bit size from the key attributes identify a specific ECC curve or DH group within the family.
 - The following macros have been removed:
 - `PSA_DH_GROUP_FFDHE2048`
 - `PSA_DH_GROUP_FFDHE3072`
 - `PSA_DH_GROUP_FFDHE4096`
 - `PSA_DH_GROUP_FFDHE6144`
 - `PSA_DH_GROUP_FFDHE8192`
 - `PSA_ECC_CURVE_BITS`
 - `PSA_ECC_CURVE_BRAINPOOL_P256R1`
 - `PSA_ECC_CURVE_BRAINPOOL_P384R1`
 - `PSA_ECC_CURVE_BRAINPOOL_P512R1`
 - `PSA_ECC_CURVE_CURVE25519`
 - `PSA_ECC_CURVE_CURVE448`
 - `PSA_ECC_CURVE_SECP160K1`
 - `PSA_ECC_CURVE_SECP160R1`
 - `PSA_ECC_CURVE_SECP160R2`
 - `PSA_ECC_CURVE_SECP192K1`
 - `PSA_ECC_CURVE_SECP192R1`
 - `PSA_ECC_CURVE_SECP224K1`
 - `PSA_ECC_CURVE_SECP224R1`
 - `PSA_ECC_CURVE_SECP256K1`

- PSA_ECC_CURVE_SECP256R1
- PSA_ECC_CURVE_SECP384R1
- PSA_ECC_CURVE_SECP521R1
- PSA_ECC_CURVE_SECT163K1
- PSA_ECC_CURVE_SECT163R1
- PSA_ECC_CURVE_SECT163R2
- PSA_ECC_CURVE_SECT193R1
- PSA_ECC_CURVE_SECT193R2
- PSA_ECC_CURVE_SECT233K1
- PSA_ECC_CURVE_SECT233R1
- PSA_ECC_CURVE_SECT239K1
- PSA_ECC_CURVE_SECT283K1
- PSA_ECC_CURVE_SECT283R1
- PSA_ECC_CURVE_SECT409K1
- PSA_ECC_CURVE_SECT409R1
- PSA_ECC_CURVE_SECT571K1
- PSA_ECC_CURVE_SECT571R1
- PSA_KEY_TYPE_GET_CURVE
- PSA_KEY_TYPE_GET_GROUP

— The following macros have been added:

- PSA_DH_FAMILY_RFC7919
- PSA_ECC_FAMILY_BRAINPOOL_P_R1
- PSA_ECC_FAMILY_SECP_K1
- PSA_ECC_FAMILY_SECP_R1
- PSA_ECC_FAMILY_SECP_R2
- PSA_ECC_FAMILY_SECT_K1
- PSA_ECC_FAMILY_SECT_R1
- PSA_ECC_FAMILY_SECT_R2
- PSA_ECC_FAMILY_MONTGOMERY
- PSA_KEY_TYPE_DH_GET_FAMILY
- PSA_KEY_TYPE_ECC_GET_FAMILY

— The following macros have new values:

- PSA_KEY_TYPE_AES
- PSA_KEY_TYPE_ARC4
- PSA_KEY_TYPE_CAMELLIA
- PSA_KEY_TYPE_CHACHA20
- PSA_KEY_TYPE_DERIVE
- PSA_KEY_TYPE_DES
- PSA_KEY_TYPE_HMAC
- PSA_KEY_TYPE_NONE
- PSA_KEY_TYPE_RAW_DATA
- PSA_KEY_TYPE_RSA_KEY_PAIR

- [PSA_KEY_TYPE_RSA_PUBLIC_KEY](#)
 - The following macros with specification-defined values have new example implementations:
 - [PSA_BLOCK_CIPHER_BLOCK_LENGTH](#)
 - [PSA_KEY_TYPE_DH_KEY_PAIR](#)
 - [PSA_KEY_TYPE_DH_PUBLIC_KEY](#)
 - [PSA_KEY_TYPE_ECC_KEY_PAIR](#)
 - [PSA_KEY_TYPE_ECC_PUBLIC_KEY](#)
 - [PSA_KEY_TYPE_IS_ASYMMETRIC](#)
 - [PSA_KEY_TYPE_IS_DH](#)
 - [PSA_KEY_TYPE_IS_DH_KEY_PAIR](#)
 - [PSA_KEY_TYPE_IS_DH_PUBLIC_KEY](#)
 - [PSA_KEY_TYPE_IS_ECC](#)
 - [PSA_KEY_TYPE_IS_ECC_KEY_PAIR](#)
 - [PSA_KEY_TYPE_IS_ECC_PUBLIC_KEY](#)
 - [PSA_KEY_TYPE_IS_KEY_PAIR](#)
 - [PSA_KEY_TYPE_IS_PUBLIC_KEY](#)
 - [PSA_KEY_TYPE_IS_RSA](#)
 - [PSA_KEY_TYPE_IS_UNSTRUCTURED](#)
 - [PSA_KEY_TYPE_KEY_PAIR_OF_PUBLIC_KEY](#)
 - [PSA_KEY_TYPE_PUBLIC_KEY_OF_KEY_PAIR](#)
 - Add ECC family [PSA_ECC_FAMILY_FRP](#) for the FRP256v1 curve.
 - Restructure [psa_algorithm_t](#) encoding, to increase consistency across algorithm categories.
 - Algorithms that include a hash operation all use the same structure to encode the hash algorithm. The following [PSA_ALG_XXXX_GET_HASH\(\)](#) macros have all been replaced by a single macro [PSA_ALG_GET_HASH\(\)](#):
 - [PSA_ALG_HKDF_GET_HASH\(\)](#)
 - [PSA_ALG_HMAC_GET_HASH\(\)](#)
 - [PSA_ALG_RSA_OAEP_GET_HASH\(\)](#)
 - [PSA_ALG_SIGN_GET_HASH\(\)](#)
 - [PSA_ALG_TLS12_PRF_GET_HASH\(\)](#)
 - [PSA_ALG_TLS12_PSK_TO_MS_GET_HASH\(\)](#)
 - Stream cipher algorithm macros have been removed; the key type indicates which cipher to use. Instead of [PSA_ALG_ARC4](#) and [PSA_ALG_CHACHA20](#), use [PSA_ALG_STREAM_CIPHER](#).
- All of the other [PSA_ALG_XXX](#) macros have updated values or updated example implementations.
- The following macros have new values:
 - [PSA_ALG_ANY_HASH](#)
 - [PSA_ALG_CBC_MAC](#)
 - [PSA_ALG_CBC_NO_PADDING](#)
 - [PSA_ALG_CBC_PKCS7](#)
 - [PSA_ALG_CCM](#)
 - [PSA_ALG_CFB](#)

- PSA_ALG_CHACHA20_POLY1305
- PSA_ALG_CMAC
- PSA_ALG_CTR
- PSA_ALG_ECDH
- PSA_ALG_ECDSA_ANY
- PSA_ALG_FFDH
- PSA_ALG_GCM
- PSA_ALG_MD2
- PSA_ALG_MD4
- PSA_ALG_MD5
- PSA_ALG_OFB
- PSA_ALG_RIPEMD160
- PSA_ALG_RSA_PKCS1V15_CRYPT
- PSA_ALG_RSA_PKCS1V15_SIGN_RAW
- PSA_ALG_SHA_1
- PSA_ALG_SHA_224
- PSA_ALG_SHA_256
- PSA_ALG_SHA_384
- PSA_ALG_SHA_512
- PSA_ALG_SHA_512_224
- PSA_ALG_SHA_512_256
- PSA_ALG_SHA3_224
- PSA_ALG_SHA3_256
- PSA_ALG_SHA3_384
- PSA_ALG_SHA3_512
- PSA_ALG_XTS

– The following macros with specification-defined values have new example implementations:

- PSA_ALG_AEAD_WITH_DEFAULT_LENGTH_TAG()
- PSA_ALG_AEAD_WITH_SHORTENED_TAG()
- PSA_ALG_DETERMINISTIC_ECDSA()
- PSA_ALG_ECDSA()
- PSA_ALG_FULL_LENGTH_MAC()
- PSA_ALG_HKDF()
- PSA_ALG_HMAC()
- PSA_ALG_IS_AEAD()
- PSA_ALG_IS_AEAD_ON_BLOCK_CIPHER()
- PSA_ALG_IS_ASYMMETRIC_ENCRYPTION()
- PSA_ALG_IS_BLOCK_CIPHER_MAC()
- PSA_ALG_IS_CIPHER()
- PSA_ALG_IS_DETERMINISTIC_ECDSA()
- PSA_ALG_IS_ECDH()
- PSA_ALG_IS_ECDSA()

- `PSA_ALG_IS_FFDH()`
- `PSA_ALG_IS_HASH()`
- `PSA_ALG_IS_HASH_AND_SIGN()`
- `PSA_ALG_IS_HKDF()`
- `PSA_ALG_IS_HMAC()`
- `PSA_ALG_IS_KEY_AGREEMENT()`
- `PSA_ALG_IS_KEY_DERIVATION()`
- `PSA_ALG_IS_MAC()`
- `PSA_ALG_IS_RANDOMIZED_ECDSA()`
- `PSA_ALG_IS_RAW_KEY_AGREEMENT()`
- `PSA_ALG_IS_RSA_OAEP()`
- `PSA_ALG_IS_RSA_PKCS1V15_SIGN()`
- `PSA_ALG_IS_RSA_PSS()`
- `PSA_ALG_IS_SIGN()`
- `PSA_ALG_IS_SIGN_MESSAGE()`
- `PSA_ALG_IS_STREAM_CIPHER()`
- `PSA_ALG_IS_TLS12_PRF()`
- `PSA_ALG_IS_TLS12_PSK_TO_MS()`
- `PSA_ALG_IS_WILDCARD()`
- `PSA_ALG_KEY_AGREEMENT()`
- `PSA_ALG_KEY_AGREEMENT_GET_BASE()`
- `PSA_ALG_KEY_AGREEMENT_GET_KDF()`
- `PSA_ALG_RSA_OAEP()`
- `PSA_ALG_RSA_PKCS1V15_SIGN()`
- `PSA_ALG_RSA_PSS()`
- `PSA_ALG_TLS12_PRF()`
- `PSA_ALG_TLS12_PSK_TO_MS()`
- `PSA_ALG_TRUNCATED_MAC()`

- Added ECB block cipher mode, with no padding, as `PSA_ALG_ECB_NO_PADDING`.
- Add functions to suspend and resume hash operations:
 - `psa_hash_suspend()` halts the current operation and outputs a hash suspend state.
 - `psa_hash_resume()` continues a previously suspended hash operation.

The format of the hash suspend state is documented in [Hash suspend state on page 128](#), and supporting macros are provided for using the Crypto API:

- `PSA_HASH_SUSPEND_OUTPUT_SIZE()`
- `PSA_HASH_SUSPEND_OUTPUT_MAX_SIZE`
- `PSA_HASH_SUSPEND_ALGORITHM_FIELD_LENGTH`
- `PSA_HASH_SUSPEND_INPUT_LENGTH_FIELD_LENGTH()`
- `PSA_HASH_SUSPEND_HASH_STATE_FIELD_LENGTH()`
- `PSA_HASH_BLOCK_LENGTH()`

- Complement `PSA_ERROR_STORAGE_FAILURE` with new error codes `PSA_ERROR_DATA_CORRUPT` and

PSA_ERROR_DATA_INVALID. These permit an implementation to distinguish different causes of failure when reading from key storage.

- Added input step [PSA_KEY_DERIVATION_INPUT_CONTEXT](#) for key derivation, supporting obvious mapping from the step identifiers to common KDF constructions.

Clarifications

- Clarified rules regarding modification of parameters in concurrent environments.
- Guarantee that [psa_destroy_key\(PSA_KEY_ID_NULL\)](#) always returns PSA_SUCCESS.
- Clarified the TLS PSK to MS key agreement algorithm.
- Document the key policy requirements for all APIs that accept a key parameter.
- Document more of the error codes for each function.

Other changes

- Require C99 for this specification instead of C89.
- Removed references to non-standard mbed-crypto header files. The only header file that applications need to include is `psa/crypto.h`.
- Reorganized the API reference, grouping the elements in a more natural way.
- Improved the cross referencing between all of the document sections, and from code snippets to API element descriptions.

E.1.5 Changes between 1.0 beta 2 and 1.0 beta 3

Changes to the API

- Change the value of error codes, and some names, to align with other PSA Certified APIs. The name changes are:
 - `PSA_ERROR_UNKNOWN_ERROR` → `PSA_ERROR_GENERIC_ERROR`
 - `PSA_ERROR_OCCUPIED_SLOT` → `PSA_ERROR_ALREADY_EXISTS`
 - `PSA_ERROR_EMPTY_SLOT` → `PSA_ERROR_DOES_NOT_EXIST`
 - `PSA_ERROR_INSUFFICIENT_CAPACITY` → `PSA_ERROR_INSUFFICIENT_DATA`
 - `PSA_ERROR_TAMPERING_DETECTED` → `PSA_ERROR_CORRUPTION_DETECTED`
- Change the way keys are created to avoid “half-filled” handles that contained key metadata, but no key material. Now, to create a key, first fill in a data structure containing its attributes, then pass this structure to a function that both allocates resources for the key and fills in the key material. This affects the following functions:
 - [psa_import_key\(\)](#), [psa_generate_key\(\)](#), [psa_generator_import_key\(\)](#) and [psa_copy_key\(\)](#) now take an attribute structure, as a pointer to [psa_key_attributes_t](#), to specify key metadata. This replaces the previous method of passing arguments to [psa_create_key\(\)](#) or to the key material creation function or calling [psa_set_key_policy\(\)](#).
 - `psa_key_policy_t` and functions operating on that type no longer exist. A key’s policy is now accessible as part of its attributes.

- `psa_get_key_information()` is also replaced by accessing the key's attributes, retrieved with `psa_get_key_attributes()`.
 - `psa_create_key()` no longer exists. Instead, set the key id attribute and the lifetime attribute before creating the key material.
- Allow `psa_aead_update()` to buffer data.
- New buffer size calculation macros.
- Key identifiers are no longer specific to a given lifetime value. `psa_open_key()` no longer takes a lifetime parameter.
- Define a range of key identifiers for use by applications and a separate range for use by implementations.
- Avoid the unusual terminology “generator”: call them “key derivation operations” instead. Rename a number of functions and other identifiers related to for clarity and consistency:
 - `psa_crypto_generator_t` → `psa_key_derivation_operation_t`
 - `PSA_CRYPTO_GENERATOR_INIT` → `PSA_KEY_DERIVATION_OPERATION_INIT`
 - `psa_crypto_generator_init()` → `psa_key_derivation_operation_init()`
 - `PSA_GENERATOR_UNBRIDLED_CAPACITY` → `PSA_KEY_DERIVATION_UNLIMITED_CAPACITY`
 - `psa_set_generator_capacity()` → `psa_key_derivation_set_capacity()`
 - `psa_get_generator_capacity()` → `psa_key_derivation_get_capacity()`
 - `psa_key_agreement()` → `psa_key_derivation_key_agreement()`
 - `psa_generator_read()` → `psa_key_derivation_output_bytes()`
 - `psa_generate_derived_key()` → `psa_key_derivation_output_key()`
 - `psa_generator_abort()` → `psa_key_derivation_abort()`
 - `psa_key_agreement_raw_shared_secret()` → `psa_raw_key_agreement()`
 - `PSA_KDF_STEP_xxx` → `PSA_KEY_DERIVATION_INPUT_xxx`
 - `PSA_xxx_KEYPAIR` → `PSA_xxx_KEY_PAIR`
- Convert TLS1.2 KDF descriptions to multi-part key derivation.

Clarifications

- Specify `psa_generator_import_key()` for most key types.
- Clarify the behavior in various corner cases.
- Document more error conditions.

E.1.6 Changes between 1.0 beta 1 and 1.0 beta 2

Changes to the API

- Remove obsolete definition `PSA_ALG_IS_KEY_SELECTION`.
- `PSA_AEAD_FINISH_OUTPUT_SIZE`: remove spurious parameter `plaintext_length`.

Clarifications

- `psa_key_agreement()`: document `alg` parameter.

Other changes

- Document formatting improvements.

E.2 Planned changes for version 1.1.x

Future versions of this specification that use a 1.1.x version will describe the same API as this specification. Any changes will not affect application compatibility and will not introduce major features. These updates are intended to add minor requirements on implementations, introduce optional definitions, make corrections, clarify potential or actual ambiguities, or improve the documentation.

These are the changes that might be included in a version 1.1.x:

- Declare identifiers for additional cryptographic algorithms.
- Mandate certain checks when importing some types of asymmetric keys.
- Specify the computation of algorithm and key type values.
- Further clarifications on API usage and implementation.

E.3 Future additions

Major additions to the API will be defined in future drafts and editions of a 1.x or 2.x version of this specification. Features that are being considered include:

- Multi-part operations for hybrid cryptography. For example, this includes hash-and-sign for EdDSA, and hybrid encryption for ECIES.
- Key wrapping mechanisms to extract and import keys in an encrypted and authenticated form.
- Key discovery mechanisms. This would enable an application to locate a key by its name or attributes.
- Implementation capability description. This would enable an application to determine the algorithms, key types and storage lifetimes that the implementation provides.
- An ownership and access control mechanism allowing a multi-client implementation to have privileged clients that are able to manage keys of other clients.

Index of API elements

PSA_A

PSA_AEAD_DECRYPT_OUTPUT_MAX_SIZE, [196](#)
PSA_AEAD_DECRYPT_OUTPUT_SIZE, [196](#)
PSA_AEAD_ENCRYPT_OUTPUT_MAX_SIZE, [195](#)
PSA_AEAD_ENCRYPT_OUTPUT_SIZE, [195](#)
PSA_AEAD_FINISH_OUTPUT_MAX_SIZE, [199](#)
PSA_AEAD_FINISH_OUTPUT_SIZE, [198](#)
PSA_AEAD_NONCE_LENGTH, [197](#)
PSA_AEAD_NONCE_MAX_SIZE, [197](#)
PSA_AEAD_OPERATION_INIT, [181](#)
PSA_AEAD_TAG_LENGTH, [199](#)
PSA_AEAD_TAG_MAX_SIZE, [200](#)
PSA_AEAD_UPDATE_OUTPUT_MAX_SIZE, [198](#)
PSA_AEAD_UPDATE_OUTPUT_SIZE, [197](#)
PSA_AEAD_VERIFY_OUTPUT_MAX_SIZE, [201](#)
PSA_AEAD_VERIFY_OUTPUT_SIZE, [200](#)
PSA_ALG_AEAD_WITH_AT_LEAST_THIS_LENGTH_TAG, [175](#)
PSA_ALG_AEAD_WITH_DEFAULT_LENGTH_TAG, [174](#)
PSA_ALG_AEAD_WITH_SHORTENED_TAG, [174](#)
PSA_ALG_ANY_HASH, [248](#)
PSA_ALG_AT_LEAST_THIS_LENGTH_MAC, [133](#)
PSA_ALG_CBC_MAC, [131](#)
PSA_ALG_CBC_NO_PADDING, [151](#)
PSA_ALG_CBC_PKCS7, [152](#)
PSA_ALG_CCM, [172](#)
PSA_ALG_CFB, [149](#)
PSA_ALG_CHACHA20_POLY1305, [173](#)
PSA_ALG_CMAC, [132](#)
PSA_ALG_CTR, [148](#)
PSA_ALG_DETERMINISTIC_ECDSA, [235](#)
PSA_ALG_ECB_NO_PADDING, [151](#)
PSA_ALG_ECDH, [258](#)
PSA_ALG_ECDSA, [233](#)
PSA_ALG_ECDSA_ANY, [234](#)
PSA_ALG_ED25519PH, [236](#)
PSA_ALG_ED448PH, [237](#)
PSA_ALG_FFDH, [257](#)
PSA_ALG_FULL_LENGTH_MAC, [133](#)
PSA_ALG_GCM, [173](#)
PSA_ALG_GET_HASH, [109](#)
PSA_ALG_HKDF, [202](#)
PSA_ALG_HKDF_EXPAND, [204](#)
PSA_ALG_HKDF_EXTRACT, [203](#)
PSA_ALG_HMAC, [131](#)
PSA_ALG_IS_AEAD, [107](#)
PSA_ALG_IS_AEAD_ON_BLOCK_CIPHER, [194](#)
PSA_ALG_IS_ASYMMETRIC_ENCRYPTION, [107](#)
PSA_ALG_IS_BLOCK_CIPHER_MAC, [145](#)
PSA_ALG_IS_CIPHER, [106](#)
PSA_ALG_IS_DETERMINISTIC_ECDSA, [247](#)
PSA_ALG_IS_ECDH, [265](#)
PSA_ALG_IS_ECDSA, [246](#)
PSA_ALG_IS_FFDH, [264](#)
PSA_ALG_IS_HASH, [105](#)
PSA_ALG_IS_HASH_AND_SIGN, [248](#)
PSA_ALG_IS_HASH_EDDSA, [247](#)
PSA_ALG_IS_HKDF, [227](#)
PSA_ALG_IS_HKDF_EXPAND, [227](#)
PSA_ALG_IS_HKDF_EXTRACT, [227](#)
PSA_ALG_IS_HMAC, [144](#)
PSA_ALG_IS_KEY_AGREEMENT, [108](#)
PSA_ALG_IS_KEY_DERIVATION, [108](#)
PSA_ALG_IS_KEY_DERIVATION_STRETCHING, [226](#)
PSA_ALG_IS_MAC, [106](#)
PSA_ALG_IS_PBKDF2_HMAC, [228](#)
PSA_ALG_IS_RANDOMIZED_ECDSA, [247](#)
PSA_ALG_IS_RAW_KEY_AGREEMENT, [264](#)
PSA_ALG_IS_RSA_OAEP, [255](#)
PSA_ALG_IS_RSA_PKCS1V15_SIGN, [245](#)
PSA_ALG_IS_RSA_PSS, [245](#)
PSA_ALG_IS_RSA_PSS_ANY_SALT, [246](#)
PSA_ALG_IS_RSA_PSS_STANDARD_SALT, [246](#)
PSA_ALG_IS_SIGN, [107](#)
PSA_ALG_IS_SIGN_HASH, [244](#)
PSA_ALG_IS_SIGN_MESSAGE, [244](#)
PSA_ALG_IS_STREAM_CIPHER, [165](#)
PSA_ALG_IS_TLS12_PRF, [228](#)
PSA_ALG_IS_TLS12_PSK_TO_MS, [228](#)
PSA_ALG_IS_WILDCARD, [108](#)
PSA_ALG_KEY_AGREEMENT, [259](#)

PSA_ALG_KEY_AGREEMENT_GET_BASE, [263](#)
 PSA_ALG_KEY_AGREEMENT_GET_KDF, [263](#)
 PSA_ALG_MD2, [110](#)
 PSA_ALG_MD4, [110](#)
 PSA_ALG_MD5, [111](#)
 PSA_ALG_NONE, [105](#)
 PSA_ALG_OFB, [149](#)
 PSA_ALG_PBKDF2_AES_CMAC_PRF_128, [208](#)
 PSA_ALG_PBKDF2_HMAC, [207](#)
 PSA_ALG_PURE_EDDSA, [236](#)
 PSA_ALG_RIPEMD160, [111](#)
 PSA_ALG_RSA_OAEP, [251](#)
 PSA_ALG_RSA_PKCS1V15_CRYPT, [250](#)
 PSA_ALG_RSA_PKCS1V15_SIGN, [230](#)
 PSA_ALG_RSA_PKCS1V15_SIGN_RAW, [230](#)
 PSA_ALG_RSA_PSS, [231](#)
 PSA_ALG_RSA_PSS_ANY_SALT, [232](#)
 PSA_ALG_SHA3_224, [112](#)
 PSA_ALG_SHA3_256, [113](#)
 PSA_ALG_SHA3_384, [113](#)
 PSA_ALG_SHA3_512, [113](#)
 PSA_ALG_SHAKE256_512, [113](#)
 PSA_ALG_SHA_1, [111](#)
 PSA_ALG_SHA_224, [111](#)
 PSA_ALG_SHA_256, [112](#)
 PSA_ALG_SHA_384, [112](#)
 PSA_ALG_SHA_512, [112](#)
 PSA_ALG_SHA_512_224, [112](#)
 PSA_ALG_SHA_512_256, [112](#)
 PSA_ALG_SM3, [113](#)
 PSA_ALG_STREAM_CIPHER, [147](#)
 PSA_ALG_TLS12_PRF, [205](#)
 PSA_ALG_TLS12_PSK_TO_MS, [206](#)
 PSA_ALG_TRUNCATED_MAC, [132](#)
 PSA_ALG_XTS, [150](#)
 PSA_ASYMMETRIC_DECRYPT_OUTPUT_MAX_SIZE, [256](#)
 PSA_ASYMMETRIC_DECRYPT_OUTPUT_SIZE, [256](#)
 PSA_ASYMMETRIC_ENCRYPT_OUTPUT_MAX_SIZE, [256](#)
 PSA_ASYMMETRIC_ENCRYPT_OUTPUT_SIZE, [255](#)
 psa_aead_abort, [194](#)
 psa_aead_decrypt, [178](#)
 psa_aead_decrypt_setup, [182](#)
 psa_aead_encrypt, [176](#)
 psa_aead_encrypt_setup, [181](#)
 psa_aead_finish, [190](#)
 psa_aead_generate_nonce, [185](#)
 psa_aead_operation_init, [181](#)
 psa_aead_operation_t, [180](#)

psa_aead_set_lengths, [184](#)
 psa_aead_set_nonce, [186](#)
 psa_aead_update, [189](#)
 psa_aead_update_ad, [187](#)
 psa_aead_verify, [192](#)
 psa_algorithm_t, [105](#)
 psa_asymmetric_decrypt, [253](#)
 psa_asymmetric_encrypt, [251](#)

PSA_B

PSA_BLOCK_CIPHER_BLOCK_LENGTH, [170](#)
 PSA_BLOCK_CIPHER_BLOCK_MAX_SIZE, [171](#)

PSA_C

PSA_CIPHER_DECRYPT_OUTPUT_MAX_SIZE, [167](#)
 PSA_CIPHER_DECRYPT_OUTPUT_SIZE, [167](#)
 PSA_CIPHER_ENCRYPT_OUTPUT_MAX_SIZE, [166](#)
 PSA_CIPHER_ENCRYPT_OUTPUT_SIZE, [166](#)
 PSA_CIPHER_FINISH_OUTPUT_MAX_SIZE, [170](#)
 PSA_CIPHER_FINISH_OUTPUT_SIZE, [169](#)
 PSA_CIPHER_IV_LENGTH, [168](#)
 PSA_CIPHER_IV_MAX_SIZE, [168](#)
 PSA_CIPHER_OPERATION_INIT, [156](#)
 PSA_CIPHER_UPDATE_OUTPUT_MAX_SIZE, [169](#)
 PSA_CIPHER_UPDATE_OUTPUT_SIZE, [169](#)
 PSA_CRYPTAPI_VERSION_MAJOR, [43](#)
 PSA_CRYPTAPI_VERSION_MINOR, [44](#)
 psa_cipher_abort, [165](#)
 psa_cipher_decrypt, [154](#)
 psa_cipher_decrypt_setup, [158](#)
 psa_cipher_encrypt, [152](#)
 psa_cipher_encrypt_setup, [157](#)
 psa_cipher_finish, [163](#)
 psa_cipher_generate_iv, [160](#)
 psa_cipher_operation_init, [156](#)
 psa_cipher_operation_t, [156](#)
 psa_cipher_set_iv, [161](#)
 psa_cipher_update, [162](#)
 psa_copy_key, [93](#)
 psa_crypto_init, [44](#)

PSA_D

PSA_DH_FAMILY_RFC7919, [67](#)
 psa_destroy_key, [95](#)
 psa_dh_family_t, [66](#)

PSA_E

PSA_ECC_FAMILY_BRAINPOOL_P_R1, [63](#)

- PSA_ECC_FAMILY_FRP, [64](#)
- PSA_ECC_FAMILY_MONTGOMERY, [64](#)
- PSA_ECC_FAMILY_SECP_K1, [60](#)
- PSA_ECC_FAMILY_SECP_R1, [60](#)
- PSA_ECC_FAMILY_SECP_R2, [61](#)
- PSA_ECC_FAMILY_SECT_K1, [61](#)
- PSA_ECC_FAMILY_SECT_R1, [62](#)
- PSA_ECC_FAMILY_SECT_R2, [62](#)
- PSA_ECC_FAMILY_TWISTED_EDWARDS, [64](#)
- PSA_ERROR_INSUFFICIENT_ENTROPY, [43](#)
- PSA_ERROR_INVALID_PADDING, [43](#)
- PSA_EXPORT_KEY_OUTPUT_SIZE, [102](#)
- PSA_EXPORT_KEY_PAIR_MAX_SIZE, [104](#)
- PSA_EXPORT_PUBLIC_KEY_MAX_SIZE, [104](#)
- PSA_EXPORT_PUBLIC_KEY_OUTPUT_SIZE, [103](#)
- psa_ecc_family_t, [58](#)
- psa_export_key, [97](#)
- psa_export_public_key, [100](#)

PSA_G

- psa_generate_key, [92](#)
- psa_generate_random, [266](#)
- psa_get_key_algorithm, [83](#)
- psa_get_key_attributes, [48](#)
- psa_get_key_bits, [70](#)
- psa_get_key_id, [82](#)
- psa_get_key_lifetime, [78](#)
- psa_get_key_type, [69](#)
- psa_get_key_usage_flags, [89](#)

PSA_H

- PSA_HASH_BLOCK_LENGTH, [127](#)
- PSA_HASH_LENGTH, [125](#)
- PSA_HASH_MAX_SIZE, [125](#)
- PSA_HASH_OPERATION_INIT, [116](#)
- PSA_HASH_SUSPEND_ALGORITHM_FIELD_LENGTH, [126](#)
- PSA_HASH_SUSPEND_HASH_STATE_FIELD_LENGTH, [127](#)
- PSA_HASH_SUSPEND_INPUT_LENGTH_FIELD_LENGTH, [126](#)
- PSA_HASH_SUSPEND_OUTPUT_MAX_SIZE, [126](#)
- PSA_HASH_SUSPEND_OUTPUT_SIZE, [125](#)
- psa_hash_abort, [120](#)
- psa_hash_clone, [124](#)
- psa_hash_compare, [115](#)
- psa_hash_compute, [114](#)
- psa_hash_finish, [118](#)
- psa_hash_operation_init, [116](#)
- psa_hash_operation_t, [116](#)
- psa_hash_resume, [123](#)

- psa_hash_setup, [117](#)
- psa_hash_suspend, [121](#)
- psa_hash_update, [118](#)
- psa_hash_verify, [120](#)

PSA_I

- psa_import_key, [90](#)

PSA_K

- PSA_KEY_ATTRIBUTES_INIT, [48](#)
- PSA_KEY_DERIVATION_INPUT_CONTEXT, [209](#)
- PSA_KEY_DERIVATION_INPUT_COST, [210](#)
- PSA_KEY_DERIVATION_INPUT_INFO, [210](#)
- PSA_KEY_DERIVATION_INPUT_LABEL, [209](#)
- PSA_KEY_DERIVATION_INPUT_OTHER_SECRET, [209](#)
- PSA_KEY_DERIVATION_INPUT_PASSWORD, [209](#)
- PSA_KEY_DERIVATION_INPUT_SALT, [209](#)
- PSA_KEY_DERIVATION_INPUT_SECRET, [208](#)
- PSA_KEY_DERIVATION_INPUT_SEED, [210](#)
- PSA_KEY_DERIVATION_OPERATION_INIT, [211](#)
- PSA_KEY_DERIVATION_UNLIMITED_CAPACITY, [229](#)
- PSA_KEY_ID_NULL, [80](#)
- PSA_KEY_ID_USER_MAX, [80](#)
- PSA_KEY_ID_USER_MIN, [80](#)
- PSA_KEY_ID_VENDOR_MAX, [81](#)
- PSA_KEY_ID_VENDOR_MIN, [81](#)
- PSA_KEY_LIFETIME_FROM_PERSISTENCE_AND_LOCATION, [79](#)
- PSA_KEY_LIFETIME_GET_LOCATION, [78](#)
- PSA_KEY_LIFETIME_GET_PERSISTENCE, [78](#)
- PSA_KEY_LIFETIME_IS_VOLATILE, [79](#)
- PSA_KEY_LIFETIME_PERSISTENT, [76](#)
- PSA_KEY_LIFETIME_VOLATILE, [75](#)
- PSA_KEY_LOCATION_LOCAL_STORAGE, [76](#)
- PSA_KEY_LOCATION_PRIMARY_SECURE_ELEMENT, [77](#)
- PSA_KEY_PERSISTENCE_DEFAULT, [76](#)
- PSA_KEY_PERSISTENCE_READ_ONLY, [76](#)
- PSA_KEY_PERSISTENCE_VOLATILE, [76](#)
- PSA_KEY_TYPE_AES, [53](#)
- PSA_KEY_TYPE_ARC4, [57](#)
- PSA_KEY_TYPE_ARIA, [54](#)
- PSA_KEY_TYPE_CAMELLIA, [55](#)
- PSA_KEY_TYPE_CHACHA20, [57](#)
- PSA_KEY_TYPE_DERIVE, [52](#)
- PSA_KEY_TYPE_DES, [55](#)
- PSA_KEY_TYPE_DH_GET_FAMILY, [68](#)
- PSA_KEY_TYPE_DH_KEY_PAIR, [66](#)
- PSA_KEY_TYPE_DH_PUBLIC_KEY, [66](#)
- PSA_KEY_TYPE_ECC_GET_FAMILY, [65](#)

PSA_KEY_TYPE_ECC_KEY_PAIR, [59](#)
 PSA_KEY_TYPE_ECC_PUBLIC_KEY, [59](#)
 PSA_KEY_TYPE_HMAC, [51](#)
 PSA_KEY_TYPE_IS_ASYMMETRIC, [50](#)
 PSA_KEY_TYPE_IS_DH, [68](#)
 PSA_KEY_TYPE_IS_DH_KEY_PAIR, [68](#)
 PSA_KEY_TYPE_IS_DH_PUBLIC_KEY, [68](#)
 PSA_KEY_TYPE_IS_ECC, [65](#)
 PSA_KEY_TYPE_IS_ECC_KEY_PAIR, [65](#)
 PSA_KEY_TYPE_IS_ECC_PUBLIC_KEY, [65](#)
 PSA_KEY_TYPE_IS_KEY_PAIR, [51](#)
 PSA_KEY_TYPE_IS_PUBLIC_KEY, [50](#)
 PSA_KEY_TYPE_IS_RSA, [58](#)
 PSA_KEY_TYPE_IS_UNSTRUCTURED, [50](#)
 PSA_KEY_TYPE_KEY_PAIR_OF_PUBLIC_KEY, [67](#)
 PSA_KEY_TYPE_NONE, [50](#)
 PSA_KEY_TYPE_PASSWORD, [52](#)
 PSA_KEY_TYPE_PASSWORD_HASH, [53](#)
 PSA_KEY_TYPE_PEPPER, [53](#)
 PSA_KEY_TYPE_PUBLIC_KEY_OF_KEY_PAIR, [67](#)
 PSA_KEY_TYPE_RAW_DATA, [51](#)
 PSA_KEY_TYPE_RSA_KEY_PAIR, [57](#)
 PSA_KEY_TYPE_RSA_PUBLIC_KEY, [58](#)
 PSA_KEY_TYPE_SM4, [56](#)
 PSA_KEY_USAGE_CACHE, [85](#)
 PSA_KEY_USAGE_COPY, [85](#)
 PSA_KEY_USAGE_DECRYPT, [86](#)
 PSA_KEY_USAGE_DERIVE, [87](#)
 PSA_KEY_USAGE_ENCRYPT, [85](#)
 PSA_KEY_USAGE_EXPORT, [84](#)
 PSA_KEY_USAGE_SIGN_HASH, [87](#)
 PSA_KEY_USAGE_SIGN_MESSAGE, [86](#)
 PSA_KEY_USAGE_VERIFY_DERIVATION, [88](#)
 PSA_KEY_USAGE_VERIFY_HASH, [87](#)
 PSA_KEY_USAGE_VERIFY_MESSAGE, [86](#)
 psa_key_attributes_init, [48](#)
 psa_key_attributes_t, [45](#)
 psa_key_derivation_abort, [226](#)
 psa_key_derivation_get_capacity, [212](#)
 psa_key_derivation_input_bytes, [214](#)
 psa_key_derivation_input_integer, [215](#)
 psa_key_derivation_input_key, [216](#)
 psa_key_derivation_key_agreement, [261](#)
 psa_key_derivation_operation_init, [211](#)
 psa_key_derivation_operation_t, [210](#)
 psa_key_derivation_output_bytes, [218](#)
 psa_key_derivation_output_key, [219](#)
 psa_key_derivation_set_capacity, [213](#)

psa_key_derivation_setup, [211](#)
 psa_key_derivation_step_t, [208](#)
 psa_key_derivation_verify_bytes, [223](#)
 psa_key_derivation_verify_key, [224](#)
 psa_key_id_t, [80](#)
 psa_key_lifetime_t, [72](#)
 psa_key_location_t, [74](#)
 psa_key_persistence_t, [73](#)
 psa_key_type_t, [49](#)
 psa_key_usage_t, [84](#)

PSA_M

PSA_MAC_LENGTH, [145](#)
 PSA_MAC_MAX_SIZE, [146](#)
 PSA_MAC_OPERATION_INIT, [138](#)
 psa_mac_abort, [144](#)
 psa_mac_compute, [134](#)
 psa_mac_operation_init, [138](#)
 psa_mac_operation_t, [137](#)
 psa_mac_sign_finish, [142](#)
 psa_mac_sign_setup, [138](#)
 psa_mac_update, [141](#)
 psa_mac_verify, [136](#)
 psa_mac_verify_finish, [143](#)
 psa_mac_verify_setup, [139](#)

PSA_P

psa_purge_key, [97](#)

PSA_R

PSA_RAW_KEY_AGREEMENT_OUTPUT_MAX_SIZE, [266](#)
 PSA_RAW_KEY_AGREEMENT_OUTPUT_SIZE, [265](#)
 psa_raw_key_agreement, [260](#)
 psa_reset_key_attributes, [49](#)

PSA_S

PSA_SIGNATURE_MAX_SIZE, [250](#)
 PSA_SIGN_OUTPUT_SIZE, [249](#)
 psa_set_key_algorithm, [83](#)
 psa_set_key_bits, [70](#)
 psa_set_key_id, [81](#)
 psa_set_key_lifetime, [77](#)
 psa_set_key_type, [69](#)
 psa_set_key_usage_flags, [88](#)
 psa_sign_hash, [241](#)
 psa_sign_message, [238](#)

PSA_T

PSA_TLS12_PSK_TO_MS_PSK_MAX_SIZE, [229](#)

PSA_V

psa_verify_hash, [243](#)

psa_verify_message, [239](#)